

**URBANDALE COMMUNITY SCHOOL DISTRICT
BOARD OF DIRECTORS' MEETING
MONDAY, JUNE 15, 2015
BOARD MEETING – 5:30 P.M.
URBANDALE HIGH SCHOOL – 7111 AURORA AVENUE
CHRIS GUNNARE, PRESIDENT**

Our Mission: teach all/reach all

Our Vision: Urbandale will be a school district that brings learning to life for everyone.

Urbandale is a national leader in CHARACTER COUNTS!, endeavoring at all times to promote and model the principles of trustworthiness, respect, responsibility, fairness, caring and citizenship. In conducting tonight's meeting, we expect that all participants will act in a respectful manner consistent with these principles

AGENDA

Urbandale High School Media Center – 7111 Aurora Avenue

- 5:30 I. **Call to Order and Roll Call**
- 5:32 II. **Approval of Agenda**
- 5:34 III. **Communication from the Public** – School Community Relations (1001)
- 5:45 IV. **Report of the Superintendent of Schools**
 - A. **Approval of Publish Hearing Notice and Bidding Process on the Karen Acres Project**
 - B. **Building End of Year Reports**
 - C. **Activities Report** – Education Program (616)
 - D. **Busing** – Auxiliary Services (703)
 - E. **Special Education** – Educational Program (613)
 - F. **Open Items**
 - G. **Accomplishments**
- 6:45 V. **Consent Agenda Items** – Business Procedures (801)
 - A. Approval of June 1, 2015 Board Meeting Minutes
 - B. Approval of Open Enrollment
 - C. Approval of Personnel Report
 - D. Approval of Synergy Dance Choreography Contract 2015-2016
 - E. Approval of Agreement for Driver Education Services
 - F. Student Information Management Summer Proposal
 - G. Approval of Contract with Gaggle – Archiving Email

- H. Approval of Contract with Gaggle – Safety Management
- I. Approval of JuiceBox Code Repair Costs
- J. Approval of Secondary Internet Connection Contract with Mediacom
- K. Approval of Financials
- L. Authorization to Pay Bills

6:50 VI. **Report of the President**

7:00 VII. **Public Hearing Instruction Support Levy**

7:05 VIII. **Discussion of Other Matters**

7:15 IX. **Adjourn**

**URBANDALE COMMUNITY SCHOOL DISTRICT
 BOARD OF DIRECTORS' MEETING
 MONDAY, JUNE 15, 2015
 BOARD MEETING – 5:30 P.M.
 URBANDALE HIGH SCHOOL – 7111 AURORA AVENUE
 CHRIS GUNNARE, PRESIDENT**

Our Mission: teach all/reach all

Our Vision: Urbandale will be a school district that brings learning to life for everyone.

Urbandale is a national leader in CHARACTER COUNTS!, endeavoring at all times to promote and model the principles of trustworthiness, respect, responsibility, fairness, caring and citizenship. In conducting tonight's meeting, we expect that all participants will act in a respectful manner consistent with these principles

AGENDA

Urbandale High School Media Center – 7111 Aurora Avenue

5:30 I. **Call to Order and Roll Call**

| Name | Present | Absent |
|-----------------|---------|--------|
| Aaron Applegate | _____ | _____ |
| Graham Giles | _____ | _____ |
| Chris Gunnare | _____ | _____ |
| Kyle Kruidenier | _____ | _____ |
| Cate Newberg | _____ | _____ |
| Adam Obrecht | _____ | _____ |
| Mark Wierson | _____ | _____ |

5:32 II. **Approval of Agenda**

BE IT RESOLVED that the Board of Directors approve the Agenda for the Board meeting being held on Monday, June 15, 2015.

Motion by _____ Seconded by _____

Board action:

5:34 III. **Communication from the Public** – School Community Relations (1001)

The Board of Directors encourages public input and will provide a time at the beginning of the regular monthly meeting for that purpose. Persons seeking to address the Board may contact the office of the Superintendent of Schools to be placed on the agenda, or they may request the opportunity to address the Board at the regularly scheduled monthly meeting. If several persons seek to address the Board, the President of the Board of Directors will determine how much time will be available to each speaker.

5:45 IV. **Report of the Superintendent of Schools**

A. **Approval to Publish Hearing Notice and Bidding Process on the Karen Acres Project** – *Special Report #1 (will be hand delivered at meeting)*

Motion: I move to approve the publication of the hearing notice and bidding procedures for the Karen Acres Elementary School addition and renovation project.

Motion by _____ Seconded by _____

Board action:

B. **Building End of Year Reports** – *Special Report #2*

Building Principals have submitted their end of the year reports and are available to answer questions the Board may have.

C. **Activities Report** – Education Program (616)

Dr. Bill Watson, Activities and Community Education Director, will provide the Board an overview of the District's Activities program.

D. **Busing** – Auxiliary Services (703) – *Special Report #3*

Shelly Clifford, Chief Financial Officer will present busing costs for Activities.

E. **Special Education** – Education Program (613) – *Special Report #4*

Shelly Clifford, Chief Financial Officer, will present information on Special Education funding.

F. Open Items

The Board will discuss District related issues that need to be addressed and those issues that are yet unresolved.

G. Accomplishments – Special Report #5

Dr. Stilwell, Superintendent, will share a list of accomplishments over the past 10 years.

6:45 V. **Consent Agenda Items – Business Procedures (801)**

Are there any consent agenda items that need to be extracted for separate consideration? If not, I will entertain a motion to approve consent agenda items A through L.

- A. Approval of Monday, June 1, 2015 Board Meeting Minutes – *Special Report #6*
- B. Approval of Open Enrollment – *Special Report #7*
- C. Approval of Personnel Report – *Special Report #8*
- D. Approval of Synergy Dance Choreography Contract 2015-2016 – *Special Report #9*
- E. Approval of Agreement for Drivers Education Services – *Special Report #10*
- F. Approval of Student Information Management Summer Proposal – *Special Report #11*
- G. Approval of Contract with Gaggle – Archiving Email – *Special Report #12*
- H. Approval of Contract with Gaggle – Safety Management – *Special Report #13*
- I. Approval of JuiceBox Code Repair Costs – *Special Report #14*
- J. Approval of Secondary Internet Connection Contract with Mediacom – *Special Report #15*
- K. Approval of Financials - *Special Report #16*
- L. Authorization to Pay Bills - *Special Report #17*

BE IT RESOLVED that the Board of Directors approve the consent agenda items A through L.

Motion by _____ Seconded by _____

Board action:

6:55 VI. **Report of the President**

7:00 VII. **Public Hearing Instruction Support Levy – *Special Report #18***

7:05 VIII. **Discussion of Other Matters**

7:15 IX. **Adjourn**

BE IT RESOLVED that the Board of Directors adjourn.

Motion by _____ Seconded by _____

Board action:

End of Year Report: 2014-15

Jensen Elementary
Kelley Harrison

School Improvement Goals

What are the school's annual improvement goals for 2014-15?

Reading: There will be an increase in the percentage of students in grades 4-5 making the expected growth, as measured by the 2015 Reading subtest of the Iowa Assessments.

Math: There will be an increase in the percentage of students in each grade level 4-5 that make expected growth as measured by the 2015 Iowa Assessments for Mathematics.

Action Plan

Summarize the actions in which the staff was engaged, for the purpose of achieving the school's annual improvement goals.

- UCILT members attended RtI Institute
- Building Level Professional development focused on collaboration and identifying essential skills in the areas of reading and math
- UCILT members led the staff in determining what is Tight and Loose within Jensen's PLCs/PDSA work. This included determining a weekly time that grade level teams would meet to collaborate within the school day.
- UCILT members provided professional development in order to guide staff through the full PLC process. Worked through each question as a team, provided support in moving forward.
- UCILT members created a PLC/PDSA template that teacher teams used to document and plan next steps of their team work
- Building Level Professional Development around creating and analyzing common assessments was delivered
- Grade level PLCs created and analyzed Common Formative Assessments and data
- UCILT members led the staff in a review of SMART goals.
- UCILT and staff members will attend PLC Institute in June of 2015

Data

Summarize the performance and implementation data that was collected and analyzed this year as staff periodically reviewed the school improvement goals.

- K-5 FAST Results
 - 3x times a year
 - Progress monitoring data
- K-5 District Benchmarking Data

Summarize performance and implementation data that was used to determine whether or not the school met annual improvement goals.

- 3-5 Iowa Assessment Reading and Math results
 - Overall proficiency
 - Sub-groups
 - Expected growth
- **After reviewing Iowa Assessment data, the UCILT team determined that our reading and math building goals for 2014-15 were not met.**

Next Steps

Summarize next steps that will be taken in preparation for 2015-16.

2015-16 Building Goals

- 78.6% of Jensen's 305 grade students will score proficient or advanced in reading as measured by the Iowa Assessments

- 100% of Jensen's K-5 students will score proficient in reading, as measured by the FAST assessment

- 87.5% of Jensen's 3-5 grade students will score proficient or advanced in math, as measured by Iowa Assessments

- 100% of Jensen's K-5 students will score 90% or higher on the district end of the year math assessment

- 1. Implement a Summer Reading/Tutoring Program 2015
 - United Way Grant
 - Intensive reading tutoring 2x a week for 48 students
- 2. Continued PLC Focus
 - Align building essentials to district essentials and continue our PLC collaboration
 - Daily Gen Ed Intervention Time (Based on PLC essentials and common formative assessment data)
 - How to maximize student learning
 - Use data from common grade level formative assessments
- 3. Wonders Implementation/Quality Universal Instruction
 - Focused on grade level essentials that all students need
 - Focused PD on what quality instruction looks like (GRR)
 - Better Learning Through Structured Teaching-Chunks needed
 - Tied to instruction first and then use resource
 - Purposeful Whole Group Instruction
 - Purposeful Guided Reading Instruction
 - Purposeful Collaborative Group Work
 - Purposeful Foundational Skill Instruction
 - Purposeful Independent Work
 - Responding to literature
 - A purpose for independent literacy work or every daily
 - A link to 7 Habits
- 4. Quality Targeted/Intensive Instruction
 - All interventions determined by analyzing and diagnosing individual student need according to FAST, Running Records, and Benchmarking data
 - Step 1:
 - Give FAST assessment as a universal screener
 - Step 2:
 - Begin classroom intervention (LLI or repeated reading) for students in quadrant 2
 - Progress monitor weekly, graph with student, analyze graph, and adjust instruction as needed
 - Step 3:
 - Administer additional running records for students falling in quadrants 3 or 4
 - Step 4:
 - Analyze running record data with Title teachers to determine appropriate instruction
 - Step 5:
 - Progress monitor weekly, graph with student, analyze graph weekly and adjust instruction as needed
 - Tier 2 Instruction: Staff trained to use LLI as a targeted classroom intervention versus Title Intervention (Box 1 and 2 placement from Data Days)
 - Intensive/Tier 3 instruction provided by Title Teachers (Box 3 and 4 from Data Days)

- 91.7% of Jensen's 5th grade students will be engaged, as measured by the Gallup Poll Student Engagement Scale
- 59.7% of Jensen's 5th grade students will be hopeful, as measured by the Gallup Poll Student Hope Scale
- 65% of Jensen's 5th grade students will be thriving, as measured by the Gallup Poll Student Well-Being Scale

Leader in Me and The 7 Habits

Desired State by May 2016:

Teachers:

- Living the 7 Habits
- Addressing the 7 Habits in all content areas
- Every teacher will be a part of at least one building wide student leadership team
- Implementing classroom leadership roles
- Know and live the Jensen Mission Statement
- Support students in setting personal and academic goals

Students:

- Understand the 7 Habits and use the language
- Every student will experience at least one leadership role throughout the year
- Every student will understand that they have a purpose for coming to school each day
- Know and live the Jensen Mission Statement
- Will implement a small pilot student leadership team
 - Plan and lead the kick off assembly
 - Be a part of Open House
 - Help write the Jensen Mission statement
 - Plan a 7 Habits kick off night in September
- Plan and lead a building leadership day in May

Parents:

- Will be familiar with the 7 Habits

System:

- Student led conferences to share Leadership Notebooks
- Decrease in office referrals
- Increase in achievement data
- Building goals posted in each classroom for everyone to see

Timeline

May 2015:

- Meet with 4th grade students to explain pilot student leadership team application process and expectations
- Review staff expectations for the fall on May 29

June 2015:

- Staff attend 7 Habits training
- Student leadership team begin meeting
- Mr. Leffler work on creating a Jensen 7 Habits song

July 2015:

- Student leadership team continue to meet and plan upcoming events

August 2015:

- August 18 whole staff meeting with Franklin Covey 9:00

- After this meeting staff will brainstorm classroom leadership roles and building leadership teams
- All teachers will focus on introducing the 7 Habits and the idea of Private Victories within the first 2 weeks of school
 - Classroom Mission statements, personal mission statements, code of conduct, goal setting (format provided)
 - Teachers will assist students in setting up Leadership Notebooks
- School-wide kick off assembly led by student leadership team
 - Mr. Leffler will introduce the Jensen 7 Habits song and start teaching it to the students
- Building goals will be posted in each classroom (somewhere near PDSA boards)

End of Year Report: 2014-15

*Karen Acres Elementary
Lara Justmann, Principal*

School Improvement Goals

KA Annual Building SMART Improvement Student Learning Goal - Reading:

1. All Karen Acres students will be proficient in reading comprehension as measured by Fountas & Pinnell Benchmarking during each of the trimester windows of the 2014-2015 school year.
2. All KA students in grades 4 and 5 will make expected growth in reading comprehension as measured by the 2015 Iowa Assessments.

Annual Building SMART Improvement Goal - Culture and Climate:

1. There will be an increase in the percent of students from 13-14 to 14-15 who feel all KA students treat each other with respect as measured by the Spring Student Survey.

Action Plan

Reading Trimester I and II:

1. Study and implement the quality indicators of the second phase of the Gradual Release of Responsibility Model (Guided Instruction).
 - a. Read and discuss chapters 1 – 3 of Better Learning Through Structured Teaching, by Douglas Fisher and Nancy Frey.
 - b. Be observed and observe others (critical friend and grade level partner) during the literacy block using the Gradual Release of Responsibility Quality Indicators for phase II - Guided Instruction.
2. Use Reading Wonders formative assessments to respond instructionally each week to student learning needs during literacy instruction.
 - a. Collaborate with grade level PLC to analyze results and determine action steps using the PLC log questions and data template.
 - b. Collaborate with grade level PLC to determine which weekly formative assessment(s) will best indicate student understanding of learning target(s).

Reading Trimester III:

1. Study and implement the quality indicators of Phase I (Focused Instruction – Purpose and Modeling) of the Gradual Release of Responsibility model
 - a. Reread and discuss Chapter 2 Better Learning Through Structured Teaching, by Douglas Fisher and Nancy Frey, and other literature authored by Doug Fisher and Nancy Frey (ex. The Purposeful Classroom)
 - b. Continue to work with critical friend and grade level partner to observe each other's lessons (Phase 1 – Purpose and Modeling) and provide feedback on areas of growth and improvement using a standardized template
2. Use weekly formative assessments to respond instructionally during literacy instruction.
 - a. Work with PLC to develop a desired state of functioning that addresses the 4 questions.

Culture/Climate Trimester I and II:

1. Decrease number of referrals pertaining to location (playground) and incident type (shoving/inappropriate physical contact)
 - a. PE teachers will teach students the rules of organized activities (football, soccer) and also introduce other recess ideas.
 - b. Provide feedback to students once instruction takes place to determine additional instruction that needs to occur.
 - c. Provide training and review to staff on what warrants a pink behavior slip and what doesn't in order to capture accurate building-wide behavior data.

- d. Provide training to recess supervisors on how to reduce and effectively respond to student behaviors on playground.
- 2. Provide instruction, modeling and feedback of school-wide behavior expectations each trimester.
 - a. Using feedback from ARC members and associates, create talking points and determine who is responsible for delivering instruction.
 - b. Teach and model school-wide behavior expectations and provide feedback to students using a checklist.
- 3. Collect student perception feedback each month during Cougar Dens that pertains to safety and respect on the playground.
 - a. Create a student-friendly survey to be used each month.
 - b. Track survey data each month

Culture/Climate Trimester III:

- 1. Decrease number of referrals pertaining to location (playground) and incident type (shoving/inappropriate physical contact)
 - a. PE teachers will teach students the rules of organized activities (football, soccer) and also introduce other recess ideas
 - b. Provide communication to all staff about what is included on a referral sheet and what warrants a pink slip.
 - c. Review building wide expectations as needed using the Google spreadsheet for consistency of student communication.
- 2. Provide explicit instruction in the area of behavior using the MTSS Model (Multi-Tiered Systems of Support: Universal/Targeted/Intensive)
 - a. Teach lessons each month in Cougar Dens that focus on respect and caring.
 - b. Teachers across the building will celebrate areas of success (especially in the area of respect and caring) as related to individual classroom mission statements each Friday after morning announcements.

Data

Summarize the performance and implementation data that was collected and analyzed this year as staff periodically reviewed the school improvement goals.

Reading Goal:

Teachers were asked to rate themselves at both the beginning and end of the “Do” phase of our PDSA cycle each trimester using a rubric that measured their implementation of the instructional components of the Gradual Release of Responsibility model. The percentages increased in all areas for teachers, which evidenced a greater degree of understanding and implementation of establishing purpose, modeling and guided instruction.

Self-Assessment Percentages for Nov. 2014/Feb. 2015

Phase I (Purpose and Modeling) staff who rated themselves at a 3 or higher on each component of the rubric:

A (Lesson contains content, language, and social purposes and is based on formative assessment.) = 10% to 83%

B (Students can explain purposes in their own words: what they are learning, how they show their learning and why they need to learn this lesson.) = 50% to 83%

C = (Teacher provides an authentic model or demonstration while noticing student responses.) 60% to 92%

Phase II (Guided Instruction) Nov. 2014/Feb. 2015

A (Teacher scaffolds support for students using questions, prompts, and cues.) = 20% to 75%

B (Teacher differentiates instruction and practice based on formative assessment.) = 40% to 83%

Phase I (Purpose and Modeling – Indicators of Success (March 2015/May 2015)

A (Purpose is established for both content and language outcomes and is based on formative assessments.) = 44% to 89%

B (The essential lesson elements of guided, collaborative and independent tasks accurately reflect the established purpose.) = 67% to 100%

C (Students can explain the purpose in their own words.) = 44% to 78%

D (Teacher provides and authentic model.) = 67% to 100%

E (Students use strategies and skills that were modeled.) = 100% to 100%

Weekly formative assessments were given to students to measure their understanding of the week's comprehension and vocabulary skills. The Reading Wonders curricular materials included an online assessment that provided instant feedback to teachers about their students' performance. Teachers used the results of these weekly assessments as part of the "Study" phase of the PDSA instructional cycle, as well as to guide their work as a Professional Learning Community. Instructional decisions were made about those students needing reteaching and enrichment of the week's skills within the week's lessons. The building leadership team felt that the data collected to assess grade level performance of weekly formative assessments wasn't the best measure because it didn't capture individual student growth. Teachers noticed that as the weeks progressed within the literacy units, individual scores increased. Skills that were once below proficiency began to improve to a new level of proficiency. The spiraling of concepts and skills reemerging during various units provided opportunities for students to deepen their understanding and improve performance. The data did, however, capture the total percentage of students who scored at proficiency, which was 80% or higher. The overall weekly averages of the formative assessments below reflect the weekly averages of all grade levels. Again, the data don't give a true picture of individual student growth, but it has served a place to start for the first year of implementation of Reading Wonders at every grade level. The encouraging thing that we considered as a building was that as the year progressed and the text complexity within each assessment increased, students continued to show growth. This meant that students were able to read more challenging stories than they were at the beginning of the year and still demonstrate a high degree of proficiency of those skills being assessed.

Data - Percentage of K – 5 students reaching 80% proficiency or higher each week on Reading Wonders weekly formative assessments:

| | | | | | | | | | | | | | |
|------|------|------|------|------|------|------|------|------|----|------|------|------|------|
| 67.8 | 59.2 | 63.3 | 76.5 | 64.5 | 69.8 | 54.9 | 64.9 | 62.1 | 70 | 71.1 | 63.9 | 67.8 | 61.1 |
|------|------|------|------|------|------|------|------|------|----|------|------|------|------|

Culture and Climate Goal:

Behavior incidents on the playground for each trimester were as follows: 43 - 25 - 29. This indicates improvement from fall to spring. The winter data, 25, is usually less than the fall, but it is promising to see that the spring data is much less than that of the fall, even when weather is similar for both seasons and outdoor recess is typical.

In an effort to collect formative feedback on a monthly basis from students, a survey was given each month when students were in their advisory groups, called "Cougar Dens". Our building leadership team wanted to capture student perception on an ongoing basis, rather than waiting until the survey in May, to track progress more closely. Percentages stayed fairly consistent in each category each month, with the exception of November: "I am kind towards others", which went from 70% to 96% and 96% and 98% in the months following.

November:

I am safe towards others – 95%

I am kind towards others – 70%

Others are safe towards me – 87%

Others are kind towards me – NA (question was added in December)

December: (survey questions were revised to make more sense to students)

I am safe towards others – 91%
 I am kind towards others – 96%
 Others are safe towards me – 85%
 Others are kind towards me – 83%

January:

I am safe towards others – 94%
 I am kind towards others – 96%
 Others are safe towards me – 84%
 Others are kind towards me – 82%

February – no data collected

March (end of data collection):

I am safe towards others – 93%
 I am kind towards others – 98%
 Others are safe towards me – 93%
 Others are kind towards me – 86%

Summarize performance and implementation data that were used to determine whether or not the school met annual improvement goals.

Reading Goal #1: Our reading goal was not met. All students were not proficient in reading comprehension as measured by Fountas & Pinnell Benchmarking during each of the trimester windows of the 2014-2015 school year. However, the percentages indicated increased student proficiency in almost all grade levels. The data below indicate this growth:

| | Benchmark Fall | Benchmark Winter | Benchmark Spring | Change Fall to Spring |
|---|----------------|------------------|------------------|-----------------------|
| K | 50 | 45.8 | 83.3 | 33.3 |
| 1 | 78.6 | 90.2 | 93 | 14.4 |
| 2 | 88.6 | 88.9 | 92 | 3.4 |
| 3 | 92.5 | 92.5 | 95 | 2.5 |
| 4 | 88.9 | 96.4 | 93.1 | 4.2 |
| 5 | 85.7 | 82.3 | 83 | -2.7 |

Additional data that are important to note are that **at least 80%** of students at every grade level were proficient as measured by the district’s universal screener called *FAST*, which measures fluency and accuracy, as well as other sub-skills in the primary grades. Those data are documented below. The 80% mark is important because it means that a tiered system is “healthy”. Interventions can be provided for students in the top 20% of a system more effectively than if they were needed for more than 20% of a population.

| Gr | Rdg Fall | eRdg Winter | eRdg Spring | Change Fall to Spring | CBMr Fluency Fall | CBMr Fluency Winter | CBMr Fluency Spring | Change Fall to Spring | CBMr Accuracy Fall | CBMr Accuracy Winter | CBMr Accuracy Spring | Change Fall to Spring |
|----|----------|-------------|-------------|-----------------------|-------------------|---------------------|---------------------|-----------------------|--------------------|----------------------|----------------------|-----------------------|
| K | 70 | 83.3 | 88 | 18 | | | | | | | | |
| 1 | 80.5 | 78 | 86 | 5.5 | | 73.8 | 79 | 5.2 | | 66.7 | 79 | 12.3 |
| 2 | | | | | 71.4 | 73.7 | 81 | 9.6 | 70.2 | 94.6 | 97 | 26.8 |
| 3 | | | | | 57.5 | 70 | 80 | 22.5 | 87.5 | 97.5 | 100 | 12.5 |
| 4 | | | | | 59.3 | 64.3 | 69 | 9.7 | 92.8 | 92.9 | 100 | 7.2 |
| 5 | | | | | 77.1 | 85.7 | 86 | 8.9 | 100 | 100 | 100 | 0 |

Reading Goal #2: Our reading goal was not met. However, much growth was made at every grade level and in the advanced category.

Iowa Assessment reading results indicated a jump in the percentage of total students proficient from 2014 to 2015, going from 68.8% to 81.4%. The percentage of advanced students jumped from 22.6% to 32.4%. The table below shows the percentage of change from 2014 to 2015 for each grade level.

| Grade | Reading 2014 | Reading 2015 | Change |
|-----------------------|--------------|--------------|--------|
| 3rd | 76.7 | 92.3 | 15.8 |
| 4th | 61.1 | 71.4 | 10.3 |
| 5th | 70 | 77.2 | 7.2 |
| All Students | 68.8 | 81.4 | 12.6 |
| 3rd-Advanced | 20 | 35.9 | 15.9 |
| 4th-Advanced | 13.89 | 32.1 | 18.21 |
| 5th-Advanced | 32.5 | 28.6 | -3.9 |
| All Students-Advanced | 22.6 | 32.4 | 9.8 |

All subgroup data (IEP, ELL, F/R Lunch) also showed growth from 2014 to 2015, as shown in the table below. The performance of students in these areas provides promising evidence of achievement in the area of reading.

| Grade | Reading 2014 | Reading 2015 | Change |
|---------------|--------------|--------------|--------|
| IEP | 33.3 | 50 | 16.7 |
| No IEP | 74.7 | 84 | 9.3 |
| ELL | 42.1 | 70.6 | 28.5 |
| Non-ELL | 74.7 | 83.5 | 8.8 |
| F/R Lunch | 61.9 | 71.1 | 9.2 |
| Non F/R Lunch | 73.4 | 87.5 | 14.6 |

Culture and Climate: Our goal was met. Comparing spring survey results from 2014 to 2015, the percentage of KA students who feel they treat each other with respect all or most of the time went from 59% to 79%. In addition, the percentage of students who feel safe on the playground all or most of the time went from 79% to 92%. Behavior referral incidents on the playground went from 43 during trimester I to 29 during trimester III, which also supports growth.

Next Steps:

Karen Acres Annual Goals for 2015-2016:

85.1% of 3rd – 5th Grade students at Karen Acres Elementary School will be proficient or advanced in the area of **reading** as measured by the Iowa Assessments Reading test.

93.8% of 3rd – 5th Grade students at Karen Acres Elementary School will be proficient or advanced in the area of **math** as measured by the Iowa Assessments Mathematics test.

93.8% of 3rd – 5th Grade students at Karen Acres Elementary School will be proficient or advanced in the area of **science** as measured by the Iowa Assessments Science test.

81% of 5th grade students at Karen Acres Elementary School will be hopeful as measured by the Gallup Student Poll **hope** scale in the 2015-2016 school year.

80% of 5th grade students at Karen Acres Elementary School will be engaged as measured by the Gallup Student Poll **thriving** scales in the 2015-2016 school year.

74.2% of 5th grade students at Karen Acres Elementary School will be thriving as measured by the Gallup Student Poll **well-being** scales in the 2015-2016 school year

*Supporting strategies, tactics and metrics for **Trimester I** included in table on following page.*

Trimester I Supporting Strategies

A high-level, overarching action to support Annual Improvement SMART goal achievement.

| | | |
|---|---|---|
| <p>SS 1: Gradual Release of Responsibility Model: Improve practices of Focus (Phase I) and Guided Instruction (Phase II) phases</p> <p align="center"><u>X</u> Rdg <u>X</u> Math <u>X</u> Sci __ Culture</p> | <p>SS 2: Use weekly formative assessments to respond instructionally to student needs</p> <p align="center"><u>X</u> Rdg <u>X</u> Math <u>X</u> Sci __ Culture</p> | <p>SS 3: * Cougar Dens lessons developed to focus on hope, well-being, engagement (Growth Mindset) * Improve goal setting/reflection components of student data binders</p> <p align="center"><u>X</u> Rdg <u>X</u> Math <u>X</u> Sci <u>X</u> Culture</p> |
|---|---|---|

Trimester I Tactics

Specific action steps to achieve a supporting strategy.

| | | |
|---|---|---|
| <p>* Revisit phase I and II of GRR - Weekly lesson plan template “Figure 2.1 “Planning for Purpose and Modeling” using GRR model * Revise template for lesson planning of flex time * Develop tight/loose document for RW instruction * Better Learning through Structured Teaching - revisit chapters, journal articles</p> <p align="center"><u>X</u> Rdg <u>X</u> Math <u>X</u> Sci __ Culture</p> | <p>* Focus on questions 3 and 4 of PLC framework during Tuesday and LS Wednesday PD, PLCs 1ce/cycle * Develop small group differentiated math instruction based on formative assessment data</p> <p align="center"><u>X</u> Rdg <u>X</u> Math <u>X</u> Sci __ Culture</p> | <p>* Develop survey measure for formatively assessing student perceptions of hope, well being and engagement. *Include counselor-teacher collaborative lesson once/month to focus on goal-setting, study skills, data reflection; student PDSA cycle</p> <p align="center"><u>X</u> Rdg <u>X</u> Math <u>X</u> Sci <u>X</u> Culture</p> |
|---|---|---|

Trimester I Metrics

Specific ways to measure progress towards supporting strategies and tactics.

| | | |
|---|---|---|
| <p>GRR phase I and II self-assessment rubrics Completed weekly lesson planning template used for flex time instruction</p> <p align="center"><u>X</u> Rdg <u>X</u> Math __ Sci __ Culture</p> | <p>Weekly Rdg Wonders Friday assessments - “Wonders Weekly Formative Assessment Data” - Google Drive</p> <p align="center"><u>X</u> Rdg <u>X</u> Math __ Sci __ Culture</p> | <p>Monthly student survey to measure hope, well-being and engagement</p> <p align="center"><u>X</u> Rdg <u>X</u> Math <u>X</u> Sci <u>X</u> Culture</p> |
|---|---|---|

End of Year Report: 2014-15

Olmsted Elementary School

Elyse Brimeyer, Principal

School Improvement Goals

What are the school's annual improvement goals for 2014-15?

Olmsted Elementary School had three annual improvement goals during the 2014-15 school year.

1. **Reading:** In the 2014-15 school year, 100% of Olmsted Elementary School students will be proficient or advanced in reading comprehension as measured by the Iowa Assessments, Fountas & Pinnell benchmarks, and the FAST Assessment.
2. **Quality/Continual Improvement:** In the 2014-15, 100% of teachers at Olmsted Elementary School will implement CCI Steps 1-8 with depth of understanding and fidelity as measured by the CCI Steps 1-8 Fidelity Matrix.
3. **Culture-Climate:** In the 2014-15 school year, 100% of staff, students, and families will feel that Olmsted Elementary is a school 1) that is safe and secure 2) makes kids feel special 3) and ensures that all students learn at high levels measured by data points from Gallup Survey results implemented district-wide.

Action Plan

Summarize the actions in which the staff was engaged, for the purpose of achieving the school's annual improvement goals.

Below in the chart is a snapshot of actions which staff were engaged in at Olmsted Elementary during the 2014-15 school year.

Additionally, Olmsted teachers engaged in "Data Days" each 6-weeks of the school year to analyze data from the FAST Assessments. Data was used to inform teachers about next steps with instruction, discuss new strategies and/or interventions to pursue for students, parent/family communication about progress, and a end of year report on all students to pass along to next year's classroom teachers.

In March 2015 for our final Olmsted Strategic Plan 60-Day Review, I introduced a new leadership structure at Olmsted Elementary where our UCILT members serve as "Goal Champions" of three Goal Teams. The purpose of this approach was to actively engage all teachers in our Olmsted Strategic Planning and Goal work.

To create our Goal Teams, every teacher (including Specials and Specialist teachers) selected which goal they would like to be engaged in working with, they ranked these in order of their preference (i.e. 1st, 2nd, 3rd). The UCILT and I then developed compatible teams to carry out our work.

Reading Goal Team focus: Analyze school-wide reading achievement data to inform instructional practices, develop and/or provide high-quality professional development for staff in the area of literacy

Quality/Continual Improvement Goal Team focus: Quality/Continual Improvement, Olmsted best practices, Teach Like a Champion and high-yield strategies/routines, Determine what is “tight & loose” to reduce variation throughout our school, Establish common language for expectations, Power Standards

Culture-Climate Goal Team focus: Responsive Classroom – Creating a strong classroom culture and positive classroom/learning community, Making Olmsted a GREAT school! Safety and security (physiological and emotional), Making kids feel special, All students can learn at high levels, Home-school connections, Social-emotional

Between March-April 2015, our “Goal Champions” led the Goal Teams through a process utilizing quality tools to develop a status report and action plan to be the solid foundation of our 2015-16 Olmsted Strategic Plan. This important work included and purposeful planning of future professional development and activities to support teachers in achieving the aspects of our building goals.

Quality tools utilized:

1. Bone Diagram to capture the current reality, desired state, driving forces, and preventing forces for each goal area
2. Inter-relationship to determine the one preventing force that we must focus on to enact change moving forward
3. Morphing to develop an action plan for professional development and activities to engage in during the 2015-16 school year (the UCILT then assigned timeframes to each morphing/action step to accomplish our work in the most efficient way, as well as initial development of 2015-16 building goals)

Please see attached evidence: Olmsted School Improvement Team Structure

| August | September | October | November | December |
|--------------------------------|---|--|---|-------------------------------|
| FAST Assessment Training | Professional Learning Communities Focus | CCI and Goal Planning | “Constancy of Purpose” Literacy Focus | Preventing Mis-Guided Reading |
| “Teacher-Student Partnerships” | FAST aReading Training | Superstar Postcards Positive Communication | Components of Literacy | Building-wide PDSA |
| Olmsted is a GREAT School! | Words Their Way | MTSS and FAST Data Overview | Creating a Classroom Community of Readers & Writers | |
| Words Their Way | Olmsted Student Support Team | Technology Training: Drives & Docs | | |

| January | February | March | April | May |
|--|----------------------------------|---|--|-------------------------------------|
| All Students Can Learn at High Levels | Benchmark Fidelity | Goal Teams Structure & Status Report Work | Responsive Classroom: The Last 6 Weeks of School | Goal Team Presentations |
| Struggling Readers Workshop | PLC "Pause & Polish" Sessions | | Responsive Classroom: Morning Meeting & The Power of Our Words | Staff Engagement & Gallup Poll Data |
| Teach Like a Champion Book Study | FAST & Fluent Readers | | Morning Meeting Purpose & Components | |
| The Olmsted Home! Mission, Vision, Values, and Purpose | Teach Like a Champion Book Study | | | |

Data

Summarize the performance and implementation data that was collected and analyzed this year as staff periodically reviewed the school improvement goals.

Data analyzed at Olmsted Elementary included Fountas & Pinnell Benchmarks (3x year), FAST Assessment (Universal Screeners 3x year and Progress Monitoring on-going), Iowa Assessments (Grades 3-5 1x year), CCI Fidelity Matrix (2x year), JSA Systems Checks (3x year starting Spring 2015), and Gallup Poll Results (Grade 5 students, all parents, and all staff 1x year).

Summarize performance and implementation data that was used to determine whether or not the school met annual improvement goals.

Reading: Not Met

Fast Assessment Data: 78.97% of students in grades K-5 met Spring Benchmark at the close of the 2015 school year.

Iowa Assessments Data: 81.3% of students in grades 3-5 were proficient or above on the Spring 2015 Iowa Assessments.

| Percent Proficient and Advanced – Iowa Assessments | | | |
|--|--------------|--------------|--------|
| Grade | Reading 2014 | Reading 2015 | Change |
| 3rd | 89.8 | 76.9 | -12.9 |
| 4th | 71.4 | 82.6 | 11.2 |
| 5th | 89.5 | 83.7 | -5.8 |
| All Students | 83.1 | 81.3 | -1.8 |

Quality/Continual Improvement: Not Met

CCI Steps 1-8 Fidelity Matrix: 73.3% of Olmsted teachers building-wide were implementing with a depth of understanding and fidelity.

Culture-Climate: Not Met

| Gallup Student Poll - 5th Grade Students Fall 2014 | | | |
|--|------|------------|------------|
| | Hope | Engagement | Well-Being |
| Percent of Students | 67% | 87% | 52% |

| PTA Survey Data – Spring 2015 - Family Partnership | | | |
|--|--|----------|------------|
| National PTA Standards Family-School Partnerships | Olmsted Percent of Parents who Strongly Agree or Agree | Elem Avg | District % |
| Welcome all families into the school community. | 79% | 85% | 77% |
| Communicate effectively. | 74% | 78% | 72% |
| Support student success. | 69% | 80% | 66% |
| Speaking up for every child. | 65% | 73% | 68% |
| Sharing power. | 43% | 55% | 52% |
| Collaborating with community. | 62% | 73% | 69% |

Next Steps

Summarize next steps that will be taken in preparation for 2015-16.

Please see attached evidence: Olmsted School Improvement Team Structure – Strategies for Next 180 Days

2015-16 Building Goals will utilize the new trajectory format provided by district office.

Spring 2015 Olmsted School Improvement Team Structure

Working in teams allows the organization to divide up the work of improvement and engage all staff in accomplishing goals.

Olmsted Principal Elyse Brimeyer

(Sets direction for department priorities, engages all staff in accomplishing department goals, ensures alignment between goal teams, and communicates progress to all stakeholders)

Olmsted UCILT: Urbandale Continuous Improvement Leadership Team

Olga Barnes, Sara Kieffer-Kizzier, Mirela Enderton, Carrie Bagley, Lori Marlenee, Lora Trenary
(Facilitate the action plan, organize team meetings, monitor progress of action items, and report back to leaders and stakeholders)

Olmsted Teachers

(All teachers are required to participate on one of the department goal teams)

| | | | | | |
|---|--|---|---|---|--|
| <p>Goal 1:</p> <p>NEW GOAL Reading in the 2015-16 school year, 85% of Olmsted students will be proficient or advanced in reading as measured by the Iowa Assessments, Fountas & Pinnell benchmarks, and the FAST Assessment.</p> <p>To do: Create Quadrant Report structure, Data Day structure, highlight students to screen in fall</p> <p>Sub-goals: Will be created in Fall 2015.</p> <p>Reading in the 2014-15 school year, 100% of Olmsted students will demonstrate improvement in reading comprehension as measured by Iowa Assessments, Fountas & Pinnell benchmarks, and the FAST Assessment.</p> <ol style="list-style-type: none"> In the 2014-15 school year, 100% of Olmsted students in grades 4 and 5 will make expected growth on the 2015 Iowa Assessments Reading Subtest. In the 2014-15 school year, 100% of Olmsted students will make at least the expected growth in Fountas & Pinnell benchmark levels each trimester. In the 2015-15 school year, 100% grade level will increase the percentage of students who are in the proficient and advanced categories as measured by Fountas & Pinnell benchmarking each trimester. <p><i>Goal Team work will include, but is not limited to:</i> Analyze school-wide reading achievement data to inform instructional practices, develop and/or provide high-quality professional development for staff</p> | <p>Goal Champions: Sara K-K & Carrie</p> <p>Assisting: Patty Esther Jackie Jenna Maggie Lisa Jen</p> | <p>Goal 2:</p> <p>Design of new Q/CI Goal will take place in August 2015 with Goal Team.</p> <p>Systems Level Check III</p> <p>Q/CI in the 2015-15 school year, 100% of teachers at Olmsted Elementary School will implement CCI Steps 1-8 with depth of understanding and fidelity as measured by the CCI Steps 1-8 Fidelity Matrix. Re-vamp goal? Measured by peer observations and/or walkthroughs to see evidence of _____?</p> <p><i>Goal Team work will include, but is not limited to:</i> Quality/Continual Improvement, Olmsted best practices, Teach Like a Champion and high-yield strategies/routines. Determine what's "tight & loose" to reduce variation throughout our school, Establish a common language for student expectations, Power Standards</p> | <p>Goal Champions: Lori & Olga</p> <p>Assisting: Julie Emily Sarah B. Angie Jo Rachel Kate Cindy Wendy</p> | <p>Goal 3:</p> <p>Design of new Culture & Climate Goal will take place in August 2015 with Goal Team. In the 2015-16 school year, ... with focus on Gallup Poll data.</p> <p>Engagement 89.2 Hope 71.7 Well-Being 60.00</p> <p>1) Define safe and secure, makes kids feel special, high levels</p> <p>Culture & Climate In the 2014-15 school year, 100% staff, students, and families will feel that Olmsted Elementary is a school 1) that is safe and secure 2) makes kids feel special 3) and ensures that all students learn at high levels measured by a school-created culture and climate survey data points from Gallup Survey results implemented district-wide.</p> <p><i>Goal Team work will include, but is not limited to:</i> Responsive Classroom - Creating a strong classroom culture and positive classroom/learning community, Making Olmsted a GREAT school! Safety and security, Making kids feel special, All students can learn at high levels, Home-school connectedness, Social-emotional</p> | <p>Goal Champions: Lora & Mirela</p> <p>Assisting: Jane Meredith Amy Annette Sara C. Terri Hadley Keith Sarah G. Shawn</p> |
| <p>Measure(s):</p> <ul style="list-style-type: none"> Fountas & Pinnell Benchmarks FAST Assessment Iowa Assessments (Gr. 3-5) | <p>Estimated Completion Date:</p> <p>3x year during Fall, Winter, & Spring assessment windows</p> | <p>Measure(s):</p> <ul style="list-style-type: none"> 2014-15 Measure: CCI Steps 1-8 Fidelity Matrix 2015-16 Measure: Individual (one per classroom) JSA Classroom Systems Level III Check & Summary Worksheet 2015-16 Measure: UCILT Building Systems Level III Check (consensus of UCILT determines the score) | <p>Estimated Completion Date:</p> <p>JSA Classroom - Thursday, April 30 w/Denise Woody & Elyse will create Summary Worksheet</p> <p>JSA Building - Wednesday, April 29 UCILT</p> | <p>Measure(s):</p> <ul style="list-style-type: none"> 2014-15 & 2015-16 Measure: Gallup Student Poll (5th Grade) on Hope, Engagement, Well-Being 2015-16 Measure: Gallup Family Partnership Survey (National PTA Survey) 2015-16 Measure: Gallup Employee Engagement Survey | <p>Estimated Completion Date:</p> <p>Annually (as directed by district)</p> |
| <p>Strategies for next 180 Days: Were determined by UCILT following status report and recommendations from Goal Team.</p> <p>Focus for Master Schedule Committee: Lit. Block Schedules Building schedule Support Staff (maximizing) Grade level Blocks of time</p> | <p>Status Report:</p> <p>Bone Diagram</p> <p>Inter-relationship Digraph</p> <p>Morphing</p> | <p>Strategies for next 180 Days: Were determined by UCILT following status report and recommendations from Goal Team.</p> <p>Conversation focus: Unless you have a target, how do you have quality control - "Alignment of the arrows" within our system</p> | <p>Status Report:</p> <p>Bone Diagram</p> <p>Inter-relationship Digraph</p> <p>Morphing</p> | <p>Strategies for next 180 Days: Were determined by UCILT following status report and recommendations from Goal Team.</p> <p>Focus: Time Common expectations throughout the building inconsistent Dedication of time Gallup poll results Uncommon language/understanding</p> | <p>Status Report:</p> <p>Bone Diagram</p> <p>Inter-relationship Digraph</p> <p>Morphing</p> |

| | | | | | |
|---|--|--|--|---|--|
| <p>Focus: Introduction/Implementation of Common Materials</p> <p>May 2014-May 2015</p> <ol style="list-style-type: none"> 1. New Reading Materials and Foundation/Assignments for Critical Friends/Accountability Partners (May) 2. Intro. to new materials, Organization of New and Old and Storage Solutions, Get ideas/visit/pictures of KA set-up, Tight and Loose with schedule, etc. (May-August) 3. Tight and Loose District, Fidelity Checks (Gradual Release of Responsibility? Instructional Framework?), Literacy Goals building-wide (District Lit. Leaders meet on April 30, 2014) 4. Tight and Loose across the building (based on power-standards) i.e. schedule M-F, loose Daily 5 Rotations, PLCs Crucial (TBD) 5. Continued Staff Development with Fidelity Checks, building support from Instructional Coaches (Sept. 2014 - May 2015) 6. Full implementation = Happy Teachers, Students meeting standards = Happy Students (May 2015) | | <p>To start the work we need District and Building Power Standards for Lit. and Math (our guiding lights for Q/CI)</p> <ol style="list-style-type: none"> 1. All classrooms have a mission, vision, SMART goals, and code of cooperation created and visible (August 2015) 2. Establish classroom communities (Responsive classroom, Teach Like a Champion, Ch. 5, 7) - Work aligned with Culture-climate, School-wide consistent behavior expectations practices (hallway, playground, lunchroom, etc.) - What we implement is monitored by Q/CI 3. Communicate power standards to parents and students (August-September 2015 Parent Nights) 4. Grade level work on identifying common formative and summative assessments (Sept. 2015-Fall) 5. Establish clarity on the nature and number of PDSAs in classrooms (tight and loose) - Work aligned with Reading Goal Team (August 2015 Back to School) 6. PLC work around how to teach and differentiate instruction - When we have the common data from formative and summative assessments, we will have the platform for meaningful PLC conversations (September-October 2015) 7. Discussion and application of high-yield instructional strategies (variety of from Teach Like a Champion, Everyday Math, Wonders) 8. Plan and implement interventions based on data (6 week Data Day reviews, expand focus from Literacy to more areas) 9. Q/CI Goal Team to visit high performing classrooms (2015-16 school year, throughout the school year) 10. Continue refining and improving PLC work (2015-16 school year, throughout the school year) 11. Teaching staff share out successes in strategy use (60 day reviews) | | <p>2015-16 school year is the year of study</p> <ol style="list-style-type: none"> 1. Building understanding among Culture-Climate Team, i.e. PBIS, Responsive Classroom: Morning Meeting trainings, Workshops, examples at other schools (May 2015-summer) 2. Team planning of common expectations and presentation of common expectations SEE MORPHING (Work days, TQ hourly rate with professional development? Back to school August 2015) 3. Determine teaching to staff and students of common expectations. Dedicated time to implement. SEE MORPHING (Back to school August 2015) 4. Student involvement - What happens when students don't meet expectations? Student-level responsibility. SEE MORPHING 5. 100% staff and student buy-in | |
|---|--|--|--|---|--|

End of Year Report: 2014-15

Rolling Green Elementary

Julia Taylor, Principal

School Improvement Goals

What are the school's annual improvement goals for 2014 -15?

To increase the amount of advanced students in reading, science and math and to decrease the percent of below proficient in each category.

Action Plan

Summarize the actions in which the staff was engaged, for the purpose of achieving the school's annual improvement goals.

- Reading:
- FAST training and implementation
 - Use of literacy units
 - Gr. 1/ Gr. 4 explored and piloted materials from Wonders program
 - WTW implemented and consistent at all grade levels
 - Data Days were utilized to compare data and create interventions for students in the less than proficient categories for FAST testing.
- Math:
- Did additional mid-year training for all new staff and Gr. 3-5
 - EDM- implementation and PLC review weekly
 - Used math assessments for pre-post information for instruction
- Science:
- PBL topics each semester with scientific process involved
 - Hands on ways to implement scientific process in all grades
 - Focus on charting/ graphing information starting at Kindergarten projects and math

Data

Summarize the performance and implementation data that was collected and analyzed this year as staff periodically reviewed the school improvement goals.

- Reading:
- Gr. 3 - Gr. 4 performance increased 3% to 87.5% proficient
Gr. 4- Gr. 5 - Advanced students in reading increased by 24%, but below proficiency increased in similar levels
Same students from Gr. 3 - Gr. 4 - to Gr. 5 increased proficiency by over 14 % during the three year period.
Matched co-horts from Gr. 4 - Gr. 5 increased in advanced by 30%.
Closing the achievement gap for students with IEPs and students in ELL remains a concern
Students of low SES still lag behind their peers in rate of progress
- Math:
- 54% in Advanced levels over three year period (Gr. 3,4,5)
Gr. 3 to Gr. 4 students increased proficiency to 93%, with only 6.9 below proficiency.
- Science:
- Gr. 3 for 2015 showed 93% proficiency
Gr. 4 for 2015 showed 100% proficiency
Gr. 5 for 2015 showed concern yet in less than proficient but was up slightly in advanced category

Summarize performance and implementation data that was used to determine whether or not the school met annual improvement goals.

- Met:
- Gr. 3-4 improved reading proficiency
 - Gr. 4-5 improved the advanced category in reading
 - Math advanced levels improved and met the goal in Gr. 3,4,5
 - Gr. 3 had high proficiency in science
 - Gr. 3 to Gr. 4 increased proficiency in math to 93%
 - Gr. 4 had 100 % proficiency in science

- Unmet:
- Gr. 5 had high advanced readers, but low proficiency readers also increased
 - Gr. 3 reading proficiency was lower than expected

Next Steps

Summarize next steps that will be taken in preparation for 2015-16.

- BAT process will start after two interventions using the FAST data for further data and plan to be developed for those students
- Intersession days will be an option for those students not proficient for extended school practice
- ELL literacy night for parents and families, with emphasis on reading and literacy ideas for the home
- Math - investigating another measure of math automaticity of facts as a way to increase the student time needed to complete homework and daily functioning in the classroom
- New reading programs have been piloted and implemented for students receiving special education services (examples include: Really Great Reading: Boost, Blast, Blitz, RAVE-O, and Spell-Links).
- New math program (Number Worlds) was piloted in selected special education classrooms aligned with Everyday Math and the Common Core during the 2014/15 school year. Continued discussion on expanding across all elementary special education classrooms along with improved progress monitoring assessments for math.
- K - 5 Everyday Math update will be happening across the district. Consistency of programming, measuring progress, and technology platform will be new and connected to the Wonders literacy.
- Implementation of Wonders literacy and consistency with lesson design and delivery of approaching/ on and above grade level groups.
- Implementation of Title I , tier I and tier II services for students in the building and across programs (spec. ed/ ELL/ Strat II)

End of Year Report: 2014-15

*Valerius Elementary
Meredith Mauro, Principal*

14-15 School Improvement Goals

- By the end of the 2014-15 school year, 100% of 4th, and 5th grade Valerius students will meet or exceed expected growth as measured by the 2015 Reading subtest of the Iowa Assessments.
- By the end of the 2014-15 school year, 100% of 4th and 5th grade Valerius students will meet or exceed expected growth as measured by the 2015 Mathematics subtest of the Iowa Assessments.
- By the end of the 2014-15 school year, there will be an increase in the percentage of parents who are pleased with the quality and quantity of communication between home and school as measured by the national PTO parent survey.

Action Plan

Literacy Actions:

1. PLC training with teams (Teams will understand PLC process to utilize data driven decision making)
2. Establish grade-level team literacy Strategic Plans
3. Assign students to proficiency band levels and create appropriate instructional support plans for all literacy learners
4. Review end of cycle data and determine attainment of goals and create new plans for next cycle
5. Provide MTSS training (and problem solving process) for all grade level teams
6. Use data to design, implement, and review intervention needs of small groups and individual students.

Math Actions:

1. Maintain CFA proficiency in mathematics to guide instruction
2. Monitor proficiency in Math summative assessments
3. Utilize data to create small group and individual student supports as needed based upon classroom instructional and assessment data
4. Professional development and implementation of Number Worlds resource to support targeted and intensive interventions for students consistently falling below 80% proficiency on unit assessments.
5. Utilize AEA support personnel to facilitate and guide interventions for students falling below 80% proficiency on formative and summative assessments

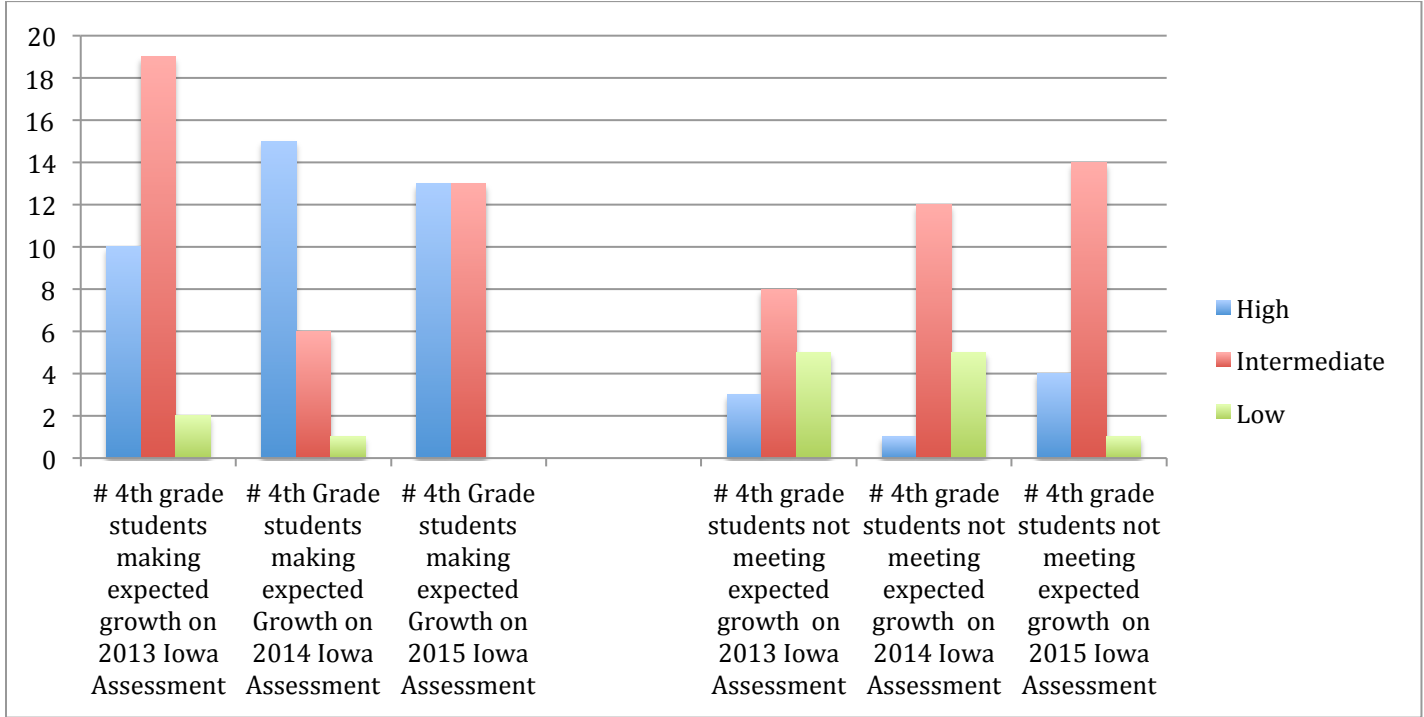
Climate/Culture Actions:

1. Create a parent Google calendar to share all parent-related Valerius events
2. Increase social media presence via Facebook to share pertinent school information and celebrate our learning and activities at Valerius
3. Initiate a monthly Eagle News parent newsletter
4. Establish a bi-monthly (minimum, some teachers chose weekly) communication routine from each teacher to parents (informing parents of curriculum, assessment, class activities and projects)
5. Collect and analyze monthly parent feedback from parents during PTO meetings
6. Facilitate monthly open forum during PTO meetings to elicit parent voice and feedback

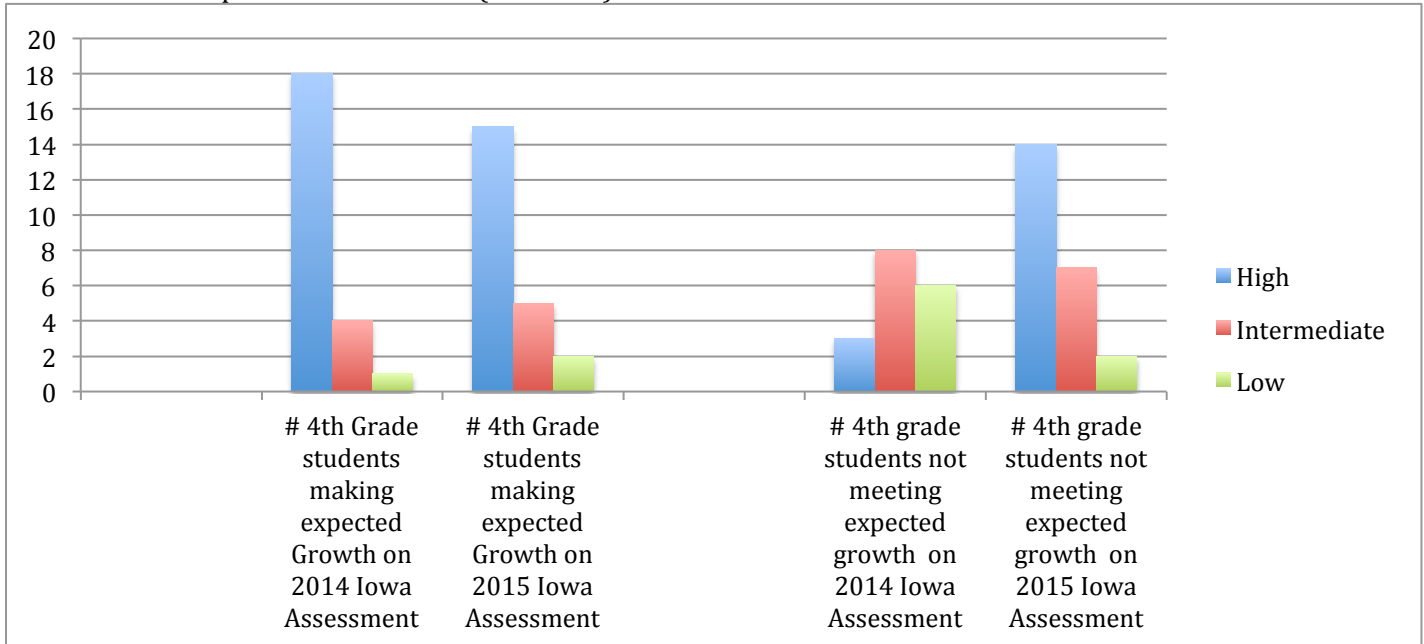
7. Collect Plus/Delta feedback from parents re: positives and needs for improvement
8. Leadership team will collect/analyze survey data from PTO National survey administered to parents during spring of 15. This analysis will create new actions for the 15-16 school year.

Growth Data

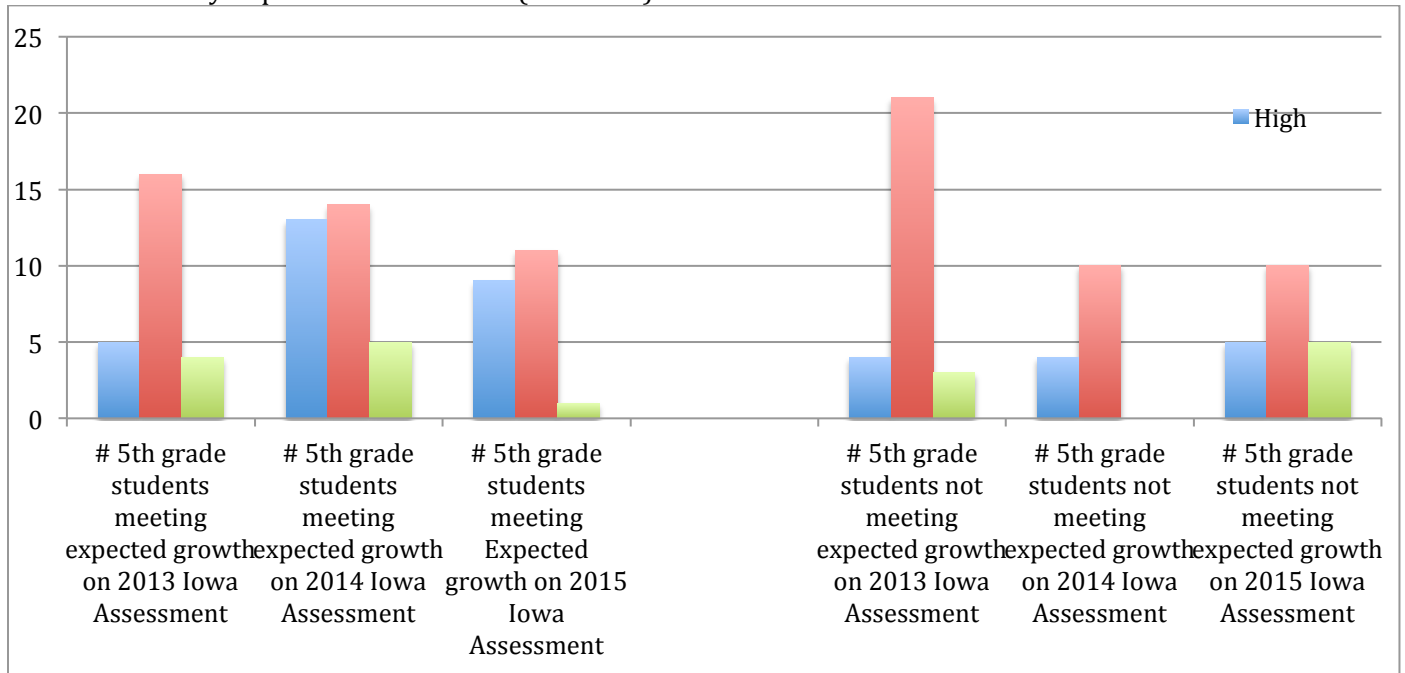
2013-15 Literacy Expected Growth Data (4th Grade)



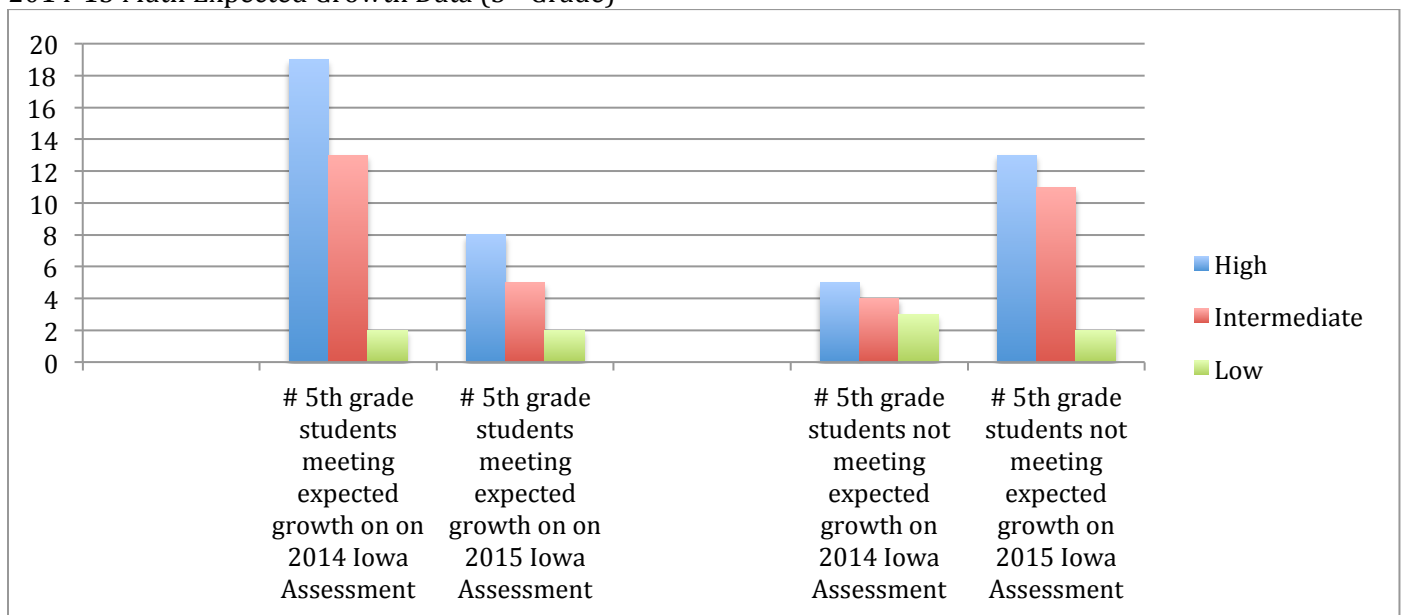
2014-15 Math Expected Growth Data (4th Grade)



2013-15 Literacy Expected Growth Data (5th Grade)



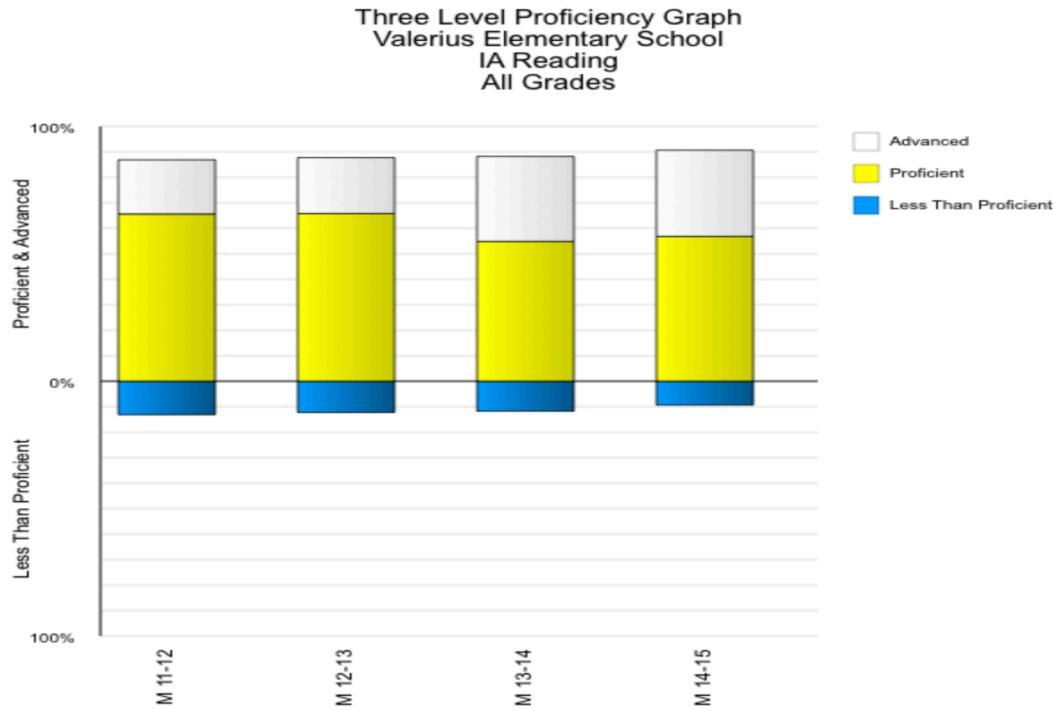
2014-15 Math Expected Growth Data (5th Grade)



Analysis:

- Valerius Elementary School did not meet its growth goals for math or literacy during 2014-15.
- In analyzing our growth data, we have determined that the students who struggled to meet their expected growth was our “high” (beyond proficient) students in the area of math and our “intermediate” (proficient) students in the area of literacy.
- Addressing these trends will be a part of our 15-16 school year action plan.

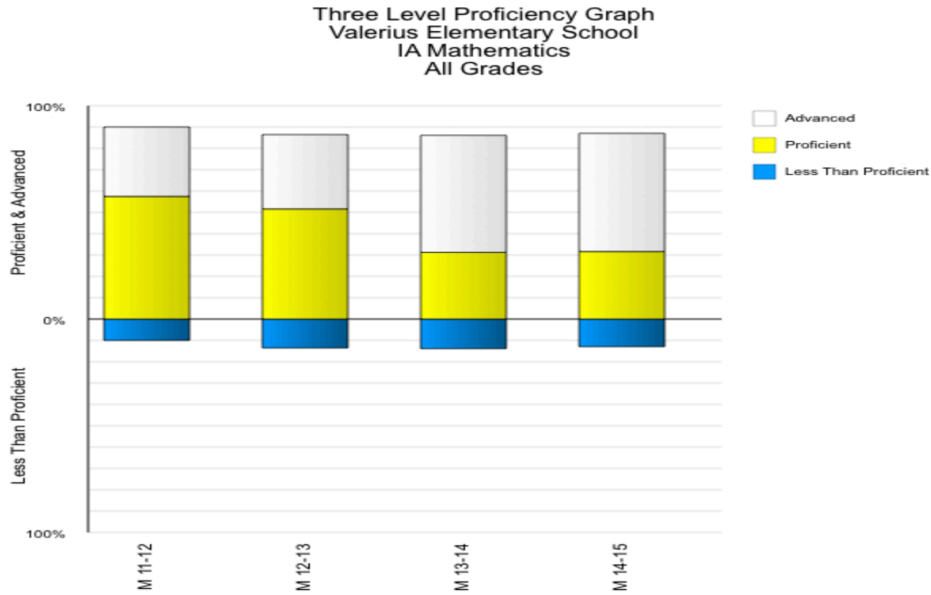
Proficiency Data:
2012-15 Literacy Proficiency Data Trends



F=Fall M=Midyear S=Spring

| Year/Grade | Less Than Proficient | Proficient | Advanced | Total |
|------------|----------------------|------------|----------|-------|
| M 11-12 | 13.1% | 65.6% | 21.3% | 160 |
| M 12-13 | 12.3% | 65.8% | 21.9% | 155 |
| M 13-14 | 11.8% | 54.9% | 33.3% | 144 |
| M 14-15 | 9.4% | 56.8% | 33.8% | 139 |

2012-15 Math Proficiency Data Trends



F=Fall M=Midyear S=Spring

| Year/Grade | Less Than Proficient | Proficient | Advanced | Total |
|------------|----------------------|------------|----------|-------|
| M 11-12 | 10.0% | 57.5% | 32.5% | 160 |
| M 12-13 | 13.5% | 51.6% | 34.8% | 155 |
| M 13-14 | 13.9% | 31.3% | 54.9% | 144 |
| M 14-15 | 12.9% | 31.7% | 55.4% | 139 |

Analysis:

- Valerius students have increased their proficiency in math and literacy over the past three years.
- 91% of our students are proficient or advanced in the area of literacy.
- 87% of our students are proficient or advanced in the area of math.
- We have decreased our “less than proficient” students in literacy to 9% of our 3rd-5th grade students.
- We have decreased our “less than proficient” students in math to 13% of our 3rd-5th grade students.
- Over half of our 3rd-5th grade students are advanced in the area of math.
- Over one third of our 3rd-5th grade students are advanced in the area of literacy.

Climate and Culture:

| | Valerius | Elem Avg. | District % |
|--|----------|-----------|------------|
| Welcome all families at school community | 82% | 85% | 77% |
| Communicate effectively | 76% | 78% | 72% |
| Support student success | 88% | 80% | 66% |
| Speaking up for every child | 76% | 73% | 68% |
| Sharing power | 50% | 55% | 52% |
| Collaborating with community | 72% | 73% | 69% |

Based upon survey data, our climate and culture goal was met. Comparing spring survey results from 2014 to 2015, the percentage of Valerius parents who were satisfied with school to home communication increased due to actions taken this school year. However, there are still areas for improvement that will be addressed during the 15-16 school year.

Next Steps

Summarize next steps that will be taken in preparation for 2015-16.

Valerius Annual goals for 2015-16 school year:

Reading Goal:

92.5% of Valerius 3rd-5th grade students will be proficient or advanced in the area of reading as measured by the 2016 Iowa Assessment Reading test.

Reading Next Steps:

- Continued focus on data-drive decision making using the PLC structure to focus our collaboration
- Continued focus on QCI to have data-driven discussions using the PDSA model with students in the area of literacy
- Daily “flex” time to allow for differentiation for struggling learners and extension opportunities
- Wonders Implementation PD with focus on quality Universal Instruction
 - Purposeful whole-group instruction (mini lessons)
 - Focused and aligned small group instruction (guided reading lesson framework)
 - Productive collaborative group and independent work (responding to literature, connecting independent work to whole-group instruction with aligned work product)
 - Foundational skill instruction
- Focused PD on Gradual Release of Responsibilities
- Focused PD on Targeted instruction in the area of comprehension (running records and applying instruction based upon needs-analysis)
- Continued use of FAST, running records, and Benchmarking to determine core, targeted, and intensive needs
 - FAST as universal screener
 - Administer additional assessment as needed for further diagnostics (QPS, BRI)
 - Classroom Intervention, Running Records and FAST progress monitoring for students who fall below proficiency (At Risk, SD)

- Use flex time to meet targeted and intensive instructional needs for below proficient students.

Math Goal:

89.7% of Valerius 3rd-5th grade students will be proficient or advanced in the area of math as measured by the 2016 Iowa Assessment Mathematics test.

Math Next Steps:

- Continued focus on data-drive decision making using the PLC structure to focus our collaboration
- Continued focus on QCI to have data-driven discussions using the PDSA model with students in the area of math
- Use of beginning, mid, and end of year assessment to determine student growth (make instructional and flex grouping decisions based upon this data)
- Use of CFA to determine concept proficiency and apply on-time instruction and feedback based on this data
- Use of Number Worlds resource to support targeted and intensive math instruction
- Daily “flex” time to allow for differentiation for struggling learners and extension opportunities

Climate/Culture Goals:

86.7% of Valerius students will identify themselves as “Engaged” as measured by the Gallup student poll data administered in spring 2016.

80.3% of Valerius students will identify themselves as “Hopeful” as measured by the Gallup student poll data administered in spring 2016.

86.7% of Valerius students will identify a high level of “Well-Being” as measured by the Gallup student poll data administered in spring 2016.

C/C Next Steps:

- Continued expectation of bi-monthly (to weekly) teacher to parent communication in the areas of instruction focus, assessments, projects, and activities at Valerius
- Continued use of monthly Eagle News, Facebook, and Google calendar to communicate with parents
- Each trimester, plan and implement one (non-fundraising) parent/student/staff evening event
- Focus on Growth mindset PD for teachers (which can be transferred to their work with students)
- Restructure our student leadership team (Eagle Leaders) with a focus on engagement, hope, and well-being
- Eagle Leaders: (partner classes older and younger) will focus on activities for engagement, hope, and well-being (Growth Mindset)
- Develop a comprehensive survey (K-5) that can formatively measure hope, well-being, and engagement for all our students
- Create a building-wide student recognition system to honor achievements in academics and behavior

End of Year Report: 2014-15
Webster Elementary School
Dr. Greg Carena, Principal

School Improvement Goals

What are the school's annual improvement goals for 2014-15?

- During the 2014-2015 school year, students in grades 3-5 at Webster Elementary School will increase the percent of students scoring proficient or higher in reading comprehension as measured by Iowa Assessments from 90% to 95%.
- During the 2014-2015 school year, all students in grades 4 and 5 will improve their science performance as measured by an increase in the number of students meeting “expected growth” from the 2013-14 to the 2014-15 IA Assessments science test.
- By the end of the 2014 – 2015 school year, average daily attendance rates for each grade level, K-6, will increase 1% over the previous year as measured by PowerSchool Average Daily Attendance data.

Action Plan

Summarize the actions in which the staff was engaged, for the purpose of achieving the school's annual improvement goals.

August – November (First 60 Day Cycle)

- Review of expectations related to implementation of Professional Learning Communities (PLC) model and observation/feedback to grade level teams related to their PLC work. (PLCs held in reading and mathematics)
 - Review the process for using pre-test assessments to determine the instructional needs of the students.
 - Use of the Instructional Design Template to ensure clarity of instructional targets and supports for students at all instructional levels.
- Review of intervention documentation form and procedures for tracking/documenting student interventions in reading, language arts, and math.
- Training related to development and implementation of interventions that match student needs in reading, language arts, and math.
- Unpacking of the characteristics of good comprehension instruction in reading and identification of needs at the elementary level (K-5) for enhancing reading instruction.
- Development of grade level science curriculum maps (Grades K-5) that reflect Urbandale curriculum, Iowa Core, and Next Generation Science Standards
- Increased communication with families related to the importance of strong attendance habits and student learning.

December - February (Second 60 Day Cycle)

- Addition of science review to PLC meetings as a means for decreasing the variation in science instruction in classrooms at each grade level.
- Increased focus on Question 3 (“What will we do if students haven’t met the standard?” and Question 4 (“What will we do if students already have met the standard?”) as part of the Professional Learning Communities process.
- Professional development training related to implementation of the National Geographic Science curriculum (Grades K-5)
- Training related to the implementation of Science Notebooks (Grades K-5) as a means for integrating science learning into all subject areas.
- Development of a PDSA (Plan-Do-Study-Act) related to improve the use of benchmark assessments and student reading comprehension.
- Communication from classroom teachers to parents related to strong attendance practices and the importance of staying healthy in order to attend school on a regular basis.

March - May (Third 60 Day Cycle)

- Review of the use of formative and summative assessments as a means for understanding current levels of student performance. Expectation to complete a listing of assessments on the Instructional Design Template.
- Continued work with grade level curriculum maps in science with a focus on addition of assessments to the map.
- Review of performance data on key assessments at the building level and review of our work toward stated goals and objectives.
- Continued communication of research base behind strong attendance habits and communicate our progress toward goals with parents.

Data

Summarize the performance and implementation data that was collected and analyzed this year as staff periodically reviewed the school improvement goals.

Performance and Implementation Data Collected/Analyzed

(Key: *F* = Fall, *W* = Winter, *S* = Spring)

| Reading | Science | Attendance | Other |
|---|--|--|---|
| <ul style="list-style-type: none"> • FAST Reading Data (Grades K-5) – <i>F, W, S</i> • Building Benchmark Reading Data – <i>F, W, S</i> • 2015 Iowa Assessments Reading Data | <ul style="list-style-type: none"> • Grade Level Science Curriculum Maps (Grades K-5) • 2015 Iowa Assessments Science Data | <ul style="list-style-type: none"> • Trimester Attendance Percentages and comparison of absences by type. – <i>F, W, S</i> • Newsletters sharing information about attendance expectations with parents. (J-Hawk Journal, ConneXions Magazine) | <ul style="list-style-type: none"> • Instructional Design Templates (Grs. K-5) • Gallup Poll Results for Webster Elementary • “Critical Issues for Team Consideration” PLC Team Survey |

Summarize performance and implementation data that was used to determine whether or not the school met annual improvement goals.

READING: We DID NOT meet our building goal for the 2014-2015 school year.

Iowa Assessment Data:

| Percent Proficient and Advanced – Iowa Assessments | | | |
|--|--------------|--------------|--------|
| Grade | Reading 2014 | Reading 2015 | Change |
| 3rd | 96 | 91 | -5 |
| 4th | 90 | 97 | 7 |
| 5th | 90 | 90 | 0 |
| All Students | 92 | 93 | 1 |

Summary:

Data from the 2015 Iowa Assessments indicates that there was an increase in the percent proficient at fourth grade, but not in grades 3 and 5.

SCIENCE: We DID meet our building goal for the 2014-2015 school year.

Iowa Assessment Data:

| Iowa Assessments – Percent Making Expected Growth | | | |
|---|--------------|--------------|--------|
| Grade | Science 2014 | Science 2015 | Change |
| 3rd | | | |
| 4th | 59 | 62 | 3 |
| 5th | 39 | 43 | 4 |
| All Students | 49 | 52 | 3 |

Summary:

Data from the 2015 Iowa Assessments indicates that there was an increase in the percent of students making expected growth at both 4th and 5th grades in science.

Attendance: We DID NOT meet our building goal for the 2014-2015 school year.

Average Daily Attendance Data:

2013-2014 School Year Average Daily Attendance (Gr. K-5) = 96.9%

2014-2015 School Year Average Daily Attendance (Gr. K-5) = 96.7%

Next Steps

Summarize next steps that will be taken in preparation for 2015-16.

1. Development of “goal teams” in the areas of reading, math, science, and culture to provide additional support to staff in implementation of supporting strategies in alignment with building and district goals. *(Each certified staff member will be assigned to a goal team and will be responsible for meeting on a regular basis to examine work in each of those areas.)*
2. Sharing of building strategic improvement plan with all stakeholders (teachers, support staff, students, parents, and community members) to ensure everyone is clear about the direction we are taking as a building.
3. Our building goals will be achieved through the following work with staff...

Supporting Strategy 1: A whole staff study of differentiation and engagement at the classroom level.

Supporting Strategy 2: Engage staff in the study and initial implementation of “The Leader In Me” program grades PK-5.

4. All staff at Webster Elementary School will read and review the book “The Leader In Me” and be prepared to share at our August in-service about opportunities for implementation at the building level.

End of Year Report: 2014-15

Urbandale Middle School

Loren DeKruyf, Principal

School Improvement Goals

What are the school's annual improvement goals for 2014-15?

UMS GOAL #1: CONTINUOUS CLASSROOM IMPROVEMENT

By the end of each grading period, 100% of students will meet or exceed each subject's learning requirements as measured by a score of 70% or better on summative assessment/s.

UMS GOAL #2: CULTURE/CLIMATE

UMS students and staff will provide a positive, safe learning environment by being respectful, responsible, caring, and safe as measured by student, staff, and parent culture/climate surveys, discipline data, and safety team plans.

UMS GOAL #3: ANNUAL IMPROVEMENT GOALS

Annual Improvement Goal – Reading, Math, Science

Using matched cohort data, there will be an increase in the percentage of students in each grade level making the expected growth (as defined by Iowa Testing Programs, "Expected Student Growth on Iowa Assessments") in each of the three proficiency levels: High, Intermediate, and Low, as measured by the 2015 Iowa Assessments.

Annual Improvement Goal - District-wide Assessments

District expectation of 90% of students, kindergarten through grade 8 and grade 10, will be proficient on grade level learning expectations/benchmarks as measured by District Assessments.

Action Plan

Summarize the actions in which the staff was engaged, for the purpose of achieving the school's annual improvement goals.

ACTION STEPS:

Goal 1: Continuous Classroom Improvement

- Every teacher is involved in a formal PLC (during, outside, common plan)
- PLC agenda notes for each meeting are recorded
- PLC binder - compilation of evidence of PLC work
- Capmat reviews - 3 times/year, self evaluation
- Collected, displayed and analyzed summative assessment data
- All staff received PD on differentiation, quality feedback, assessment for learning, teacher-student partnerships, data folders, vocabulary strategies, technology,
- Walkthroughs (formal and informal)
- Curriculum Review work LA, math, and social studies
- Implementation of RTI/MTSS plan
- Grade level and building level SAT meetings
- PLC Institute, RTI Institute
- International TESOL Conference
- Co-Teaching Training

Goal 2: Culture and Climate

- PBIS Tier 1 Training for J-Hawk Way team
- School wide empathy lessons
- Implementation of "pink tickets"
- Stepping Stones PD
- Monthly on and off campus staff activities for employees of UMS

- Locker note activity
- Student Engagement Survey
- Parent Survey
- Staff Engagement Survey

Goal 3: District Annual Improvement

- Every teacher is involved in a formal PLC (during, outside, common plan)
- Curriculum Review work LA, math, and social studies
- All staff received PD on differentiation, quality feedback, assessment for learning, teacher-student partnerships, data folders, vocabulary strategies, technology

Data

Summarize the performance and implementation data that was collected and analyzed this year as staff periodically reviewed the school improvement goals.

Summative assessment data – Core classes

| | 1st Quarter | 2nd Quarter | 3rd Quarter | 4th Quarter | Total Year |
|-----------------------|-------------|-------------|-------------|-------------|--------------|
| 6LA | 97% | 96% | 96% | 97% | 96.6% |
| 7LA | 86% | 92% | 91% | 89% | 89.3% |
| 8LA | 92% | 90% | 90% | 81% | 88.3% |
| SCHOOL LA | 92% | 93% | 92% | 89% | 91.4% |
| 6math | 95% | 86% | 90% | 82% | 88.2% |
| 7math | 97% | 92% | 96% | 98% | 95.6% |
| 8math | 86% | 67% | 86% | 94% | 83.1% |
| SCHOOL MATH | 92% | 81% | 91% | 92% | 89.0% |
| | 1st Quarter | 2nd Quarter | 3rd Quarter | 4th Quarter | |
| 6sci | 80% | 95% | 97% | 97% | 92.5% |
| 7sci | 98% | 98% | 99% | 97% | 98.2% |
| 8sci | 95% | 97% | 87% | 92% | 92.7% |
| SCHOOL SCIENCE | 91% | 97% | 95% | 95% | 94.4% |
| | 1st Quarter | 2nd Quarter | 3rd Quarter | 4th Quarter | |
| 6SS | 84% | 96% | 87% | 89% | 89.0% |
| 7SS | 92% | 93% | 92% | 95% | 93.0% |
| 8SS | 85% | 86% | 83% | 86% | 84.9% |
| SCHOOL SS | 87% | 92% | 87% | 90% | 89.0% |
| 8Geo | 96% | 88% | 100% | | 94.3% |
| 8Alg | 83% | 84% | 88% | | 84.6% |

| Parent Survey – spring 14/15 school year | UMS | District % |
|---|-----|------------|
| Welcome all families at school community | 71% | 77% |
| Communicate effectively | 71% | 72% |
| Support student success | 58% | 66% |
| Speaking up for every child | 65% | 68% |
| Sharing power | 49% | 52% |
| Collaborating with community | 63% | 69% |

Based on feedback from the parent survey, the UMS leadership team will be working on a plan to improve communication with all stakeholders.

| Gallup Student Poll | | | |
|----------------------------|------|------------|------------|
| | Hope | Engagement | Well-Being |
| Percent of Students | 60 | 64 | 70 |
| (District overall) | 61 | 58 | 66 |

Summarize performance and implementation data that was used to determine whether or not the school met annual improvement goals.

Percent proficient or advanced on UMS Iowa assessments – last 4 years (yellow)

UMS Annual Improvement goals – next 5 years (green)

| | | | | | | | | | |
|---------------------------------|------|------|------|------|-------|------|------|-------|-------|
| 6th-8th Reading | 69.5 | 70.0 | 78.5 | 80.3 | 84.8 | 88.9 | 93.0 | 97.1 | 101.2 |
| Annual Improvement Goals | 84.2 | 88.1 | 92.0 | 95.9 | 100.0 | | | | |
| 6th-8th Math | 76.4 | 78.7 | 84.6 | 85.5 | 89.6 | 92.9 | 96.2 | 99.6 | 102.9 |
| Annual Improvement Goals | 88.4 | 91.3 | 94.2 | 97.1 | 100.0 | | | | |
| 6th-8th Science | 78.0 | 76.2 | 85.4 | 86.9 | 90.6 | 94.2 | 97.8 | 101.4 | 105.0 |
| Annual Improvement Goals | 89.5 | 92.1 | 94.7 | 97.3 | 100.0 | | | | |

In the areas of reading, math and science, 6th-8th grade students made progress with a higher percent of students being proficient or advanced on Iowa Assessments than the previous 3 school years. Continuous classroom improvement and systemic and intentional collaboration for all of our teachers using the PLC format have continued to play a vital role in impacting student achievement in reading, math, and science.

Iowa Assessments – Percent making expected growth

| Grade | Reading 2014 | Reading 2015 | Math 2014 | Math 2015 | Science 2014 | Science 2015 | Social Studies 2015 |
|--------------|--------------|--------------|-----------|-----------|--------------|--------------|---------------------|
| 6th | 56% | 44% | 67% | 38% | 46% | 55% | 48% |
| 7th | 71% | 65% | 75% | 52% | 67% | 66% | 61% |
| 8th | 84% | 71% | 61% | 51% | 77% | 71% | 54% |
| All Students | 70% | 60% | 68% | 47% | 63% | 64% | 55% |

UMS did not meet its growth goals for reading, math, or science for the 2014-15 school year.

Next Steps

Summarize next steps that will be taken in preparation for 2015-16.

We will continue to analyze and refine UMS summative assessments and the data collected. Analysis of this data will take place within PLC's, building professional learning, and with building leadership. Our goal through these actions is for quality of instruction to continue to improve, assessments to be valid and reliable, and curriculum to be guaranteed and viable. We will also continue to improve our RTI/MTSS delivery model by more systematic implementation of reading and math interventions for students who need it based on assessment data and progress monitoring.

In regards to our culture/climate goal, sub-committees will continue to implement positive behavior supports for our students, building safety plans, and programming designed to decrease mistreatment, bullying, and harassment of students. The UMS leadership team is going to work on implementing action steps aimed to impact stakeholder communication, student engagement, hope, and well being and employee engagement in a positive way.

End of Year Report: 2014-15
Urbandale High School
Dr. Brian Coppess

School Improvement Goals

What are the school's annual improvement goals for 2014-15?

- Create an action plan supporting the district reading goal that allows all high school staff to contribute to the measureable growth stated in the District goal.
- Students and staff are in class and actively engaged from bell to bell as measured by tardy data.

Action Plan

Summarize the actions in which the staff was engaged, for the purpose of achieving the school's annual improvement goals.

- Develop a high school literacy team
- Through staff development and curriculum review and alignment of the Iowa Core, educate/inform students and staff about the characteristics of good readers.
- Help teachers define what constitutes reading in their classroom.
- Train staff in meaningful reading activity choices.
- All staff's professional development plan goal focused on reading.
- Partner with the Urbandale Public Library to promote literacy.
- Create an operational definition for tardy at UHS.
- Baseline data will be shared with students and staff at UHS.
- Data will be collected and compared with the baseline data at the end of each quarter.

Data

Summarize the performance and implementation data that was collected and analyzed this year as staff periodically reviewed the school improvement goals.

- 100% of the UHS staff's professional development goals were written and implemented to support the building reading goal.
- Staff development activities supported building reading goal.
- Iowa Assessment scores for reading:

| Grade | Reading 2014 | Reading 2015 | Change |
|--------------|--------------|--------------|--------|
| 9th | 83.5 | 85.5 | 2 |
| 10th | 84.9 | 86.6 | 1.7 |
| 11th | 79 | 76.2 | -2.8 |
| All Students | 83.5 | 85.5 | 2 |

| Grade | Reading 2014 | Reading 2015 | Change |
|---------------|--------------|--------------|--------|
| IEP | 36.3 | 46.5 | 10.2 |
| No IEP | 87.6 | 86.9 | -0.7 |
| ELL | 41.3 | 47.6 | 6.3 |
| Non-ELL | 85.5 | 85.2 | -0.3 |
| F/R Lunch | 68.3 | 67 | -1.3 |
| Non F/R Lunch | 87.4 | 88.1 | 0.7 |

Iowa Assessment Scores for Math:

| | Math 2014 | Math 2015 | Change |
|--------------|-----------|-----------|--------|
| 9th | 76.6 | 79.7 | 3.1 |
| 10th | 81.8 | 79.2 | -2.6 |
| 11th | 83.5 | 84.9 | 1.4 |
| All Students | 80.5 | 81.3 | 0.8 |

Iowa Assessment Scores for Science and Social Studies

| | Science 2014 | Science 2015 | Change | Social Studies 2014 | Social Studies 2015 | Change |
|--------------|--------------|--------------|--------|---------------------|---------------------|--------|
| 9th | 78.4 | 82.4 | 4 | 88.1 | 88.9 | 0.8 |
| 10th | 79.6 | 79.5 | -0.1 | 88.1 | 88.4 | 0.3 |
| 11th | 75.7 | 79.1 | 3.4 | 79 | 79.3 | 0.3 |
| All Students | 78 | 80.3 | 2.3 | 85.5 | 85.4 | -0.1 |

| Year | Total Tardies |
|-------|---------------|
| 12-13 | 2124 |
| 13-14 | 1853 |
| 14-15 | 1785 |

Summarize performance and implementation data that was used to determine whether or not the school met annual improvement goals.

The numbers in the charts represent the combined number of students who scored proficient or advanced on the Iowa Assessments. Each data point increased with just a few exceptions. As Urbandale High School has put considerable effort into improving reading scores in the building, it's gratifying that our All Students' scores in reading increased 2%. A review of additional data indicated that much of the growth that took place in reading was within the special education and ELL population. This is encouraging because many of our non-proficient scores have traditionally come from those populations.

The Data indicates a decrease in the number of tardies over the course of three years. This decrease occurred despite the elimination of the external motivation practice of the opt out program. We have found that by placing an increased emphasis on tardies by developing an operational definition for a tardy and improved the practice and consistency of reporting tardies according to that definition, our tardies have decreased. As well, feedback from students has indicated that when worthwhile, engaging activities are taking place in the classroom, they will be to class on time.

Next Steps

Summarize next steps that will be taken in preparation for 2015-16.

- UHS Building Goals for 2015-16 are directly aligned to the District Goals.
- UHS will maintain the emphasis on reading established during the 2015-16 school year.
- Early in the 2015-16 school year, each Urbandale High School student will secure a library card from the Urbandale Public Library.
- Professional Development on Professional Learning Communities and the PLC philosophy as established by Dufour.
- Common assessments for like courses will be created and implemented.
- An emphasis on sharing results from the common assessments and discussions on how to improve practice based on strategies and the results we are getting.
- Crucial Conversations training.

Shelly Clifford

From: Chris Gunnare
Sent: Thursday, May 21, 2015 1:06 PM
To: Shelly Clifford
Subject: RE: Busing

*Whidston
#6523
Gwen
7/6/107*

My guess is B will take most time – assume D will be easy – would like that, would hope C is easy – assume they (durham) would know the difference between our regular contract and charter and also hope A is easy – so would take any when you can get them. if b takes to long – let's start with others.

Chris Gunnare -- Executive Minister (COO/CFO) -- Lutheran Church of Hope
www.lutheranchurchofhope.org -- Phone (515) 222-1520

From: Shelly Clifford [<mailto:cliffords@urbandaleschools.com>]
Sent: Thursday, May 21, 2015 1:04 PM
To: Chris Gunnare
Subject: RE: Busing

Actually, this will take quite a while and I'll need the help of both the business office and activities office staff. I'm on vacation all next week, so I won't have it for June 1 meeting, but could have it for the June 15th.

Shelly Clifford
Chief Financial Officer
Urbandale Community School District
11152 Aurora Avenue, Urbandale, Iowa 50322
Phone 515.457.5003 Fax 515.457.5018
cliffords@urbandaleschools.com

From: Chris Gunnare [<mailto:Chris.Gunnare@hopewdm.org>]
Sent: Thursday, May 21, 2015 12:48 PM
To: Shelly Clifford
Subject: RE: Busing

*MC, FD, OH,
CR, CB*

Call if ?'s – but as I think outload – here is the data that would help us make an informed decision.

*Activities records
Vendor files
& invoices*

- A.) Outside of golden circle – those cities you mention – what are we paying for charter vs durham? (get quotes from durham and check past bill for all four cities you mention.)
- B.) Charter due to Durham busy – how many trips – total cost of trips. *Wait on this*
- C.) Total spent on durham (for non-regular school trips) (this fiscal year YTD and last fiscal year)
- D.) Total spent on charter (this fiscal year TYD and last fiscal year)

Hopefully this can be pulled fairly easy – if something is going to take excessive amount of time let me know.

Also – how are we coming on the audit of special ed?

Chris Gunnare -- Executive Minister (COO/CFO) -- Lutheran Church of Hope
www.lutheranchurchofhope.org -- Phone (515) 222-1520

From: Shelly Clifford [<mailto:cliffords@urbandaleschools.com>]
Sent: Thursday, May 21, 2015 12:12 PM
To: Chris Gunnare
Subject: RE: Busing

Hi Chris,

There are times when we must contract with a charter company because activities events overlap with our regular route times. So even though a charter company was used, they are considered regular busing. Therefore, a quick vendor history report on Windstar won't differentiate between an 'intentional' use as opposed to a 'necessary' use. Charter buses must be used even for local trips when a Durham school bus would have been the first choice.

We only intentionally use charter buses for locations outside of the metro and surrounding area, or what Dr. Watson refers to as 'outside the golden circle.' These locations would include Mason City, Fort Dodge, Ottumwa, Cedar Rapids, Council Bluffs, or out of state. Charter buses for 'extra' trips such as those taken by performing arts during the summer or during breaks, are paid/reimbursed by booster clubs or parents, and are not a District expense.

I just need clarity on what level of detail you are requesting, because this will affect how we research and compile the data. I can certainly run a quick vendor report on both Durham and Windstar, but it won't tell the story as to where and why. We will need to check Activities Office records and then pull individual invoices to compile costs for the trips when a charter bus was our first choice.

Please be a little more specific on this, and then we will know what approach to take.
Thank you. sc

Shelly Clifford

Chief Financial Officer
Urbandale Community School District
11152 Aurora Avenue, Urbandale, Iowa 50322
Phone 515.457.5003 Fax 515.457.5018
cliffords@urbandaleschools.com

From: Doug Stilwell [<mailto:stilwelld@urbandaleschools.com>]
Sent: Wednesday, May 20, 2015 11:08 AM
To: Shelly Clifford
Cc: Bill Watson
Subject: Busing

Shelly,

Will you please work on the following request by Chris? I told him we would have the information at the next board meeting.

I am also repeating the request by the board at last meeting for report on who much we spend on bussing – broken down by charter versus school bus for this fiscal year and last – should be a quick report.

Thanks,
Doug

**Urbandale Community School District
Non-Route Transportation Comparison
Activities, Athletics, Field Trips, Etc.
May 31, 2015**

NON-ROUTE TRIPS BY DURHAM

| | <u>FY 2014-15 to date</u> | <u>FY 2013-14</u> |
|--------------|---------------------------|----------------------|
| July | \$ 7,750.00 | \$ 6,148.22 |
| August | \$ 5,086.00 | \$ 1,663.37 |
| September | \$ 10,438.00 | \$ 11,701.71 |
| October | \$ 11,800.00 | \$ 10,126.90 |
| November | \$ 6,458.81 | \$ 7,796.19 |
| December | \$ 9,463.00 | \$ 7,460.19 |
| January | \$ 11,917.00 | \$ 7,577.14 |
| February | \$ 6,970.00 | \$ 6,300.44 |
| March | \$ 3,663.00 | \$ 5,855.85 |
| April | \$ 13,061.00 | \$ 11,497.61 |
| May | \$ 16,949.39 | \$ 17,850.49 |
| June | <i>TBD</i> | \$ 7,800.68 |
| Total | \$ 103,556.20 | \$ 101,778.79 |

NON-ROUTE TRIPS BY WINDSTAR

| | <u>FY 2014-15 to date</u> | <u>FY 2013-14</u> |
|--------------|---------------------------|---------------------|
| July | \$ 2,947.68 | \$ 625.21 |
| August | \$ - | \$ - |
| September | \$ 11,083.45 | \$ 1,503.80 |
| October | \$ 8,615.85 | \$ 4,049.96 |
| November | \$ 1,990.00 | \$ 5,676.33 |
| December | \$ 7,223.70 | \$ 1,603.71 |
| January | \$ 4,199.00 | \$ - |
| February | \$ 3,456.00 | \$ 9,737.62 |
| March | \$ 13,070.00 | \$ 10,452.44 |
| April | \$ 3,269.00 | \$ 6,852.84 |
| May | \$ 4,028.00 | \$ 889.00 |
| June | <i>TBD</i> | \$ 4,091.66 |
| Total | \$ 59,882.68 | \$ 45,482.57 |

2014-15 Charter bus trips
from Activities Office records

| MODE | DATE | EVENT | LOCATION | LOAD | DEPART | TIME | LOCATION TO LOAD | END TIME | PROVIDER | CHARTER ID# | CODE |
|-------------|-----------|---------------------------|--|----------|----------|----------|-------------------------|-----------|---------------------|-------------|--------|
| CH (20) | 9/2/14 | Varsity Boys Golf | Fort Dodge Country Club | 7:15 AM | 7:30 AM | 10:00 AM | UHS - East Parking Lot | 3:00 PM | Windstar (262-2544) | 32315 | BG |
| CH (55) | 9/8/14 | 7th Football (AB) | Franklin Field (Marshalltown) | 2:30 PM | 2:45 PM | 4:30 PM | Urbandale Middle School | 6:30 PM | Durham (276-4407) | | MS FB |
| CH (55) | 9/11/14 | JV/V B/G Cross Country | Marshalltown Community College | 2:15 PM | 2:30 PM | 4:30 PM | UHS - East Parking Lot | 6:00 PM | Durham (276-4407) | | CC |
| CH (55) | 9/15/14 | 7th Football (AB) | Fort Dodge MS | 1:45 PM | 2:00 PM | 4:30 PM | Urbandale Middle School | 6:30 PM | Durham (276-4407) | | MS FB |
| CH (55) | 9/16/14 | 8th Football (AB) | Franklin Field (Marshalltown) | 2:30 PM | 2:45 PM | 4:30 PM | Urbandale Middle School | 6:30 PM | Durham (276-4407) | | MS FB |
| CH (55) | 9/16/14 | 8th Volleyball (ABCD) | Ames MS | 2:45 PM | 3:00 PM | 4:30 PM | Urbandale Middle School | 6:30 PM | Durham (276-4407) | | MS VB |
| CH (55) | 9/16/14 | JV/V B/G Cross Country | Valley Southwoods (Valley Invite) | 3:15 PM | 3:30 PM | 5:00 PM | UHS - East Parking Lot | 6:00 PM | Durham (276-4407) | | CC |
| CH (47) | 9/18/14 | 9th Volleyball (A/B) | Fort Dodge HS | 2:15 PM | 2:30 PM | 4:45 PM | UHS - East Parking Lot | 6:00 PM | Windstar (262-2544) | 32316 | VB |
| CH (55) | 9/18/14 | 10/JV/V Volleyball | Fort Dodge HS | 3:00 PM | 3:15 PM | 5:45 PM | UHS - East Parking Lot | 8:30 PM | Windstar (262-2544) | 32317 | VB |
| CH (55) | 9/19/14 | 10th Football | UNI-Dome (Cedar Falls) | 2:30 PM | 2:45 PM | 5:45 PM | UHS - East Parking Lot | 10:00 PM | Windstar (262-2544) | 32320 | FB |
| CH (2-55) | 9/19/14 | Varsity Football | UNI-Dome (Cedar Falls) | 3:45 PM | 4:00 PM | 8:00 PM | UHS - East Parking Lot | 10:00 PM | Windstar (262-2544) | 32319 | FB |
| CH (55) | 9/20/14 | JV/V B/G Cross Country | Swan Lake State Park (Carroll Kuemper) | 6:15 AM | 6:30 AM | 9:00 AM | UHS - East Parking Lot | 11:30 AM | Windstar (262-2544) | 32321 | CC |
| CH (20) | 9/25/14 | JV/V Boys Golf | Fort Dodge Country Club | 12:45 PM | 1:00 PM | 3:30 PM | UHS - East Parking Lot | 6:00 PM | Windstar (262-2544) | 32322 | BG |
| CH (55) | 9/25/14 | JV/V B/G Cross Country | Pickard Park (Indianola Invite) | 1:45 PM | 2:00 PM | 4:30 PM | UHS - East Parking Lot | 6:00 PM | Durham (276-4407) | | CC |
| CH (55) | 9/25/14 | 8th Volleyball (ABCD) | Indianola MS | 2:45 PM | 3:00 PM | 4:30 PM | Urbandale Middle School | 6:30 PM | Durham (276-4407) | | MS VB |
| CH (55) | 10/9/14 | JV/V B/G Cross Country | Lakeside Municipal GC (Fort Dodge) | 1:30 PM | 1:45 PM | 4:30 PM | UHS - East Parking Lot | 6:00 PM | Windstar (262-2544) | 32323 | CC |
| CH (55) | 10/9/14 | 9th Football | Mason City HS | 2:45 PM | 3:00 PM | 6:00 PM | UHS - East Parking Lot | 8:00 PM | Windstar (262-2544) | 32325 | FB |
| CH (47) | 10/23/14 | Varsity B/G Cross Country | Iowa Western Community College (Council Bluffs) | 11:45 AM | 12:00 PM | 4:00 PM | UHS - East Parking Lot | 5:45 PM | Windstar (262-2544) | 33556 | CC |
| CH (47) | 10/23/14 | 10th Football | Fort Dodge HS | 2:45 PM | 3:00 PM | 6:00 PM | UHS - East Parking Lot | 10:00 PM | Windstar (262-2544) | 32326 | FB |
| CH (47) | 11/1/14 | Varsity B/G Cross Country | State Meet @ Lakeside Municipal GC (Fort Dodge) | 6:30 AM | 6:45 AM | 11:00 AM | UHS - East Parking Lot | 2:00 PM | Windstar (262-2544) | 32327 | CC |
| CH (47) | 12/1/14 | JV/V B/G Bowling | Champion Bowl | 12:00 PM | 12:15 PM | 2:30 PM | UHS - East Parking Lot | 4:30 PM | Windstar (262-2544) | 33764 | BOWL |
| CH (47) | 12/6/14 | Varsity Wrestling | Harlan (Dan Hill Invite) | 5:30 AM | 5:45 AM | 10:00 AM | UHS - East Parking Lot | TBD | Windstar (262-2544) | 33767 | WR |
| CH (47) | 12/11/14 | 9th B/G Basketball | Fort Dodge HS | 2:00 PM | 2:15 PM | 4:45 PM | UHS - East Parking Lot | 7:45 PM | Windstar (262-2544) | 33772 | B/G BB |
| CH (47) | 12/13/14 | Varsity Wrestling | Cedar Rapids Washing HS (5 Seasons) | 5:30 AM | 5:45 AM | 9:30 AM | UHS - East Parking Lot | TBD | Windstar (262-2544) | 33769 | WR |
| CH (47) | 12/16/14 | 10/JV B/G Basketball | Fort Dodge HS | 2:00 PM | 2:15 PM | 4:45 PM | UHS - East Parking Lot | 9:00 PM | Windstar (262-2544) | 33770 | B/G BB |
| CH (47) | 12/16/14 | Varsity B/G Basketball | Fort Dodge HS | 3:15 PM | 3:30 PM | 6:15 PM | UHS - East Parking Lot | 9:00 PM | Windstar (262-2544) | 33771 | B/G BB |
| CH (55) | 12/18/14 | JV/V Wrestling / Cheer | Mason City HS | 2:45 PM | 3:00 PM | 6:30 PM | UHS - East Parking Lot | 9:00 PM | Windstar (262-2544) | 33773 | WR |
| CH (47) | 1/9/15 | Jaywalkers | Bloomington, MN | 12:15 PM | 12:30 PM | 4:30 PM | UHS - East Parking Lot | Overnight | Windstar (262-2544) | 33774 | JW |
| CH (47) | 1/16/15 | 10/JV B/G Basketball | Lincoln Intermediate/Mason City HS | 1:45 PM | 2:00 PM | 4:45 PM | UHS - East Parking Lot | 9:00 PM | Windstar (262-2544) | 33775 | B/G BB |
| CH (47) | 1/16/15 | Varsity GBB/9th BBB/Cheer | Lincoln Intermediate/Mason City HS | 2:45 PM | 3:00 PM | 6:15 PM | UHS - East Parking Lot | 9:00 PM | Windstar (262-2544) | 33777 | B/G BB |
| CH (47) | 1/16/15 | Varsity BBB/9th GBB | Lincoln Intermediate/Mason City HS | 3:45 PM | 4:00 PM | 7:45 PM | UHS - East Parking Lot | 9:00 PM | Windstar (262-2544) | 33776 | B/G BB |
| CH (47) | 2/17/15 | Varsity B/G Bowling | Ridgewood Lanes, Fort Dodge | 8:45 AM | 9:00 AM | 12:00 PM | UHS - East Parking Lot | 2:00 PM | Windstar (262-2544) | | BOWL |
| CH (55) | 2/26/15 | Coe College Jazz Fest | Cedar Rapids | 12:45 PM | 1:00 PM | 3:45 PM | UHS - East Parking Lot | Overnight | Windstar (262-2544) | | BAND |
| 3 - CH (55) | 2/28/15 | Show Choir | CR Kennedy HS | 8:50 AM | 9:00 AM | 12:00 PM | Vocal Music Room | 11:00 PM | Windstar (262-2544) | 33778 | SC |
| 3 - CH (55) | 3/7/15 | Show Choir | Totino-Grace HS (Fridley, MN) | 2:30 AM | 3:00 AM | 9:30 AM | Vocal Music Room | 11:00 PM | Windstar (262-2544) | 33779 | SC |
| 3 - CH (55) | 3/7/15 | Show Choir | Totino-Grace HS (Fridley, MN) | 2:30 AM | 3:00 AM | 9:30 AM | Vocal Music Room | 11:00 PM | Windstar (262-2544) | 33779 | SC |
| CH (47) | 3/9/15 | Varsity Girls Track | UNI-Dome (Dickinson Indoor Relays) | 11:15 AM | 11:30 AM | 3:00 PM | UHS - East Parking Lot | 9:00 PM | Windstar (262-2544) | 35625 | GTRK |
| CH (47) | 3/10/15 | Varsity Boys Track | UNI-Dome (Dickinson Indoor Relays) | 11:15 AM | 11:30 AM | 3:00 PM | UHS - East Parking Lot | 9:00 PM | Windstar (262-2544) | 35627 | BTRK |
| CH (55) | 4/2/15 | JV/V Boys Track | Simpson College (Indianola Invite) | 2:30 PM | 2:45 PM | 4:30 PM | UHS - East Parking Lot | 8:30 PM | Durham (276-4407) | 36348 | BTRK |
| CH (47) | 4/4/15 | Varsity Boys Soccer | Bettendorf High School | 5:15 AM | 5:30 AM | 9:00 AM | UHS - East Parking Lot | 1:00 PM | Windstar (262-2544) | 35629 | BSOC |
| CH (47) | 4/13/15 | JV/V Boys Soccer | Mason City HS | 1:15 PM | 1:30 PM | 4:45 PM | UHS - East Parking Lot | 7:30 PM | Windstar (262-2544) | 35631 | BSOC |
| CH (47) | 4/23/15 | JV/V Boys Tennis | Dodger Stadium (Fort Dodge) | 1:15 PM | 1:30 PM | 4:00 PM | UHS - East Parking Lot | 5:30 PM | Windstar (262-2544) | 35632 | BTEN |
| CH (47) | 5/4/15 | JV/V Boys Soccer | Dodger Stadium (Fort Dodge) | 2:00 PM | 2:30 PM | 6:00 PM | UHS - East Parking Lot | 9:00 PM | Windstar (262-2544) | 35633 | BSOC |
| CH (56) | 5/8/15 | JV/V Boys Track | Marshalltown HS (CIC Championship) | 1:45 PM | 2:00 PM | 4:00 PM | UHS - East Parking Lot | 8:00 PM | Durham (276-4407) | | BTRK |
| CH (20) | 5/12/15 | JV/V Girls Golf | Fort Dodge CC | 12:45 PM | 1:00 PM | 3:30 PM | UHS - East Parking Lot | 6:00 PM | Windstar (262-2544) | 35634 | GG |
| CH (47) | 5/12/15 | JV/V Boys Tennis | Mason City HS | 12:45 PM | 1:00 PM | 4:00 PM | UHS - East Parking Lot | 5:30 PM | Windstar (262-2544) | 36529 | BTEN |
| CH (47) | 6/8/15 | Varsity Girls Soccer | Waverly Shell-Rock (Waverly, IA) | 2:30 PM | 2:45 PM | 6:00 PM | UHS - East Parking Lot | 7:30 PM | Windstar (262-2544) | | GSOC |
| CH (47) | 6/10/2015 | 9th Softball | Mason City HS | 9:45 AM | 10:00 AM | 1:00 PM | Gary Page Field | 3:30 PM | Windstar (262-2544) | | SB |
| CH (47) | 6/10/2015 | JV/V Softball | Mason City HS | 1:00 PM | 1:15 PM | 4:15 PM | Gary Page Field | 9:00 PM | Windstar (262-2544) | | SB |
| CH (47) | 6/10/2015 | Varsity Baseball | Lincoln Intermediate (Mason City) | 1:45 PM | 2:00 PM | 5:00 PM | Barton Field | 9:00 PM | Windstar (262-2544) | | BB |
| CH (47) | 6/18/2015 | Varsity Baseball | Legion Field & Staggs Court (Ottumwa) | 2:00 PM | 2:15 PM | 5:00 PM | Barton Field | 9:00 PM | Windstar (262-2544) | | BB |
| CH (47) | 6/29/2015 | 9th Softball | Harlan Rogers Sports Complex (Fort Dodge) | 10:15 AM | 10:30 AM | 1:00 PM | Gary Page Field | 3:30 PM | Windstar (262-2544) | | SB |
| CH (47) | 6/29/2015 | Varsity Baseball | Dodger Stadium (Fort Dodge) | 1:00 PM | 1:15 PM | 4:00 PM | Barton Field | 8:00 PM | Windstar (262-2544) | | BB |
| CH (47) | 6/29/2015 | JV/V Softball | Harlan Rogers Sports Complex (Fort Dodge) | 1:15 PM | 1:30 PM | 4:15 PM | Gary Page Field | 9:00 PM | Windstar (262-2544) | | SB |

| City | Windstar (47 Pax) | Durham (6) | Durham (7) | Durham (8) | Durham (10) | Durham (12) | Durham (14) | Durham (16) | Durham (20) |
|----------------|-------------------|-------------|-------------|-------------|--------------|--------------|--------------|--------------|--------------|
| Mason City | \$828.00 | \$175.44 | \$204.68 | \$233.92 | \$292.40 | \$350.88 | \$409.36 | \$467.84 | \$584.80 |
| Fort Dodge | \$690.00 | \$175.44 | \$204.68 | \$233.92 | \$292.40 | \$350.88 | \$409.36 | \$467.84 | \$584.80 |
| Cedar Rapids | \$880.00 | \$175.44 | \$204.68 | \$233.92 | \$292.40 | \$350.88 | \$409.36 | \$467.84 | \$584.80 |
| Ottumwa | \$690.00 | \$175.44 | \$204.68 | \$233.92 | \$292.40 | \$350.88 | \$409.36 | \$467.84 | \$584.80 |
| Council Bluffs | \$950.00 | \$175.44 | \$204.68 | \$233.92 | \$292.40 | \$350.88 | \$409.36 | \$467.84 | \$584.80 |
| | Flat Rate | 6 hour trip | 7 hour trip | 8 hour trip | 10 hour trip | 12 hour trip | 14 hour trip | 16 hour trip | 20 hour trip |

Background information:

In the past, our contracted bus company charges were calculated with a mix of mileage and driver time. Now, we are charged only a higher flat rate per hour based on trip time only. It ends up being higher for local trips, and lower (in comparison with Windstar) for longer trips. So in the end, it's very similar to total non-route costs in the past.

It is typically more economical to use Durham than Windstar, as is evident above. *However*, there is a finite number of Durham buses. So our Activities Department and Durham Dispatcher work together to adjust the logistics of each non-route trip in order to use the Durham fleet as efficiently as possible. For example, if there are multiple events happening at the same time, local destinations can be covered by Durham by shuttling students and/or making multiple trips to same venue. If a charter is needed, it will be used for those trips that are farther away, since using a Durham bus would make it unavailable for routes or shuttles.

NON-ROUTE BUS TRIPS - DURHAM
2014-15 YEAR TO DATE
 Compiled from invoices received through 5/30/2015

| Date | Origin | Destination | Start Time | End Time | Total Hours | Total Cost | Group |
|-----------|---------|-----------------------|------------|----------|-------------|------------|-------------------|
| 7/1/2014 | Jensen | Iowa Gold Star Museum | 12:00 | 15:15 | 3.25 | \$95.03 | Adventuretime |
| 7/1/2014 | UHS | Johnston High School | 9:45 | 16:30 | 6.75 | \$197.37 | 9th Gr BB |
| 7/1/2014 | UHS | Waukee HS | 11:15 | 17:00 | 5.75 | \$168.13 | 9th Gr SB |
| 7/1/2014 | UMS | Norwalk | 7:00 | 9:00 | 2.00 | \$42.80 | 8th Gr SB |
| 7/1/2014 | Jensen | Crossroads Park | 12:15 | 15:45 | 3.50 | \$102.34 | Adventuretime |
| 7/1/2014 | UHS | Waukee HS | 14:15 | 22:15 | 8.00 | \$233.92 | Var SB |
| 7/1/2014 | KA | Reading Program | 12:00 | 14:35 | 2.58 | \$75.54 | Reading Program |
| 7/3/2014 | Jensen | Iowa Gold Star Museum | 12:00 | 15:40 | 3.67 | \$107.21 | Adventuretime |
| 7/3/2014 | KA | Reading Program | 12:00 | 14:20 | 2.33 | \$68.23 | Reading Program |
| 7/3/2014 | UHS | Waukee HS | 8:00 | 15:00 | 7.00 | \$204.68 | 9th Gr BB |
| 7/3/2014 | UHS | DC-G | 8:45 | 15:40 | 6.92 | \$202.24 | Var SB |
| 7/3/2014 | UHS | Waukee HS | 15:00 | 21:20 | 6.33 | \$185.19 | 10th Gr BB |
| 7/4/2014 | UHS | Urbandale Parade | 8:30 | 11:45 | 3.25 | \$95.03 | UHS Band |
| 7/4/2014 | UHS | Urbandale Parade | 8:30 | 11:45 | 3.25 | \$95.03 | UHS Band |
| 7/4/2014 | UHS | Urbandale Parade | 8:30 | 11:45 | 3.25 | \$95.03 | UHS Band |
| 7/4/2014 | UHS | Urbandale Parade | 8:30 | 11:45 | 3.25 | \$95.03 | UHS Band |
| 7/7/2014 | KA | Reading Program | 12:00 | 14:30 | 2.50 | \$73.10 | Reading Program |
| 7/7/2014 | UHS | Dowling HS | 11:15 | 16:15 | 5.00 | \$146.20 | 9th Gr SB |
| 7/8/2014 | KA | Reading Program | 12:00 | 14:40 | 2.67 | \$77.97 | Reading Program |
| 7/8/2014 | Olmsted | Legion Park | 12:00 | 15:35 | 3.58 | \$104.78 | Adventuretime |
| 7/8/2014 | Olmsted | Ashawa Park | 12:00 | 16:00 | 4.00 | \$116.96 | Adventuretime |
| 7/9/2014 | Olmsted | Northwest Aquatic | 12:00 | 15:45 | 3.75 | \$109.65 | Adventuretime |
| 7/9/2014 | Olmsted | Clive Aquatic | 12:00 | 15:45 | 3.75 | \$109.65 | Adventuretime |
| 7/9/2014 | UHS | Marshalltown HS | 14:30 | 23:05 | 8.58 | \$250.98 | Var BB |
| 7/10/2014 | Olmsted | Ashawa Park | 12:00 | 15:20 | 3.33 | \$97.47 | Adventuretime |
| 7/10/2014 | KA | Reading Program | 12:00 | 14:20 | 2.33 | \$68.23 | Reading Program |
| 7/10/2014 | UHS | DM Lincoln | 8:30 | 15:30 | 7.00 | \$204.68 | 9th Gr BB |
| 7/10/2014 | Olmsted | Legion Park | 12:00 | 16:00 | 4.00 | \$116.96 | Adventuretime |
| 7/10/2014 | UHS | DM Lincoln | 13:45 | 20:30 | 6.75 | \$197.37 | 10 Gr BB |
| 7/11/2014 | UHS | DM East | 13:30 | 20:25 | 6.92 | \$202.24 | Var BB |
| 7/12/2014 | UHS | Valley HS | 17:00 | 21:15 | 4.25 | \$124.27 | Var SB |
| 7/14/2014 | UHS | Valley HS | 9:30 | 16:20 | 6.83 | \$199.81 | 9th Gr BB |
| 7/14/2014 | KA | Reading Program | 12:00 | 14:45 | 2.75 | \$80.41 | Reading Program |
| 7/14/2014 | UHS | Valley HS | 15:00 | 21:20 | 6.33 | \$185.19 | 10th Gr BB |
| 7/15/2014 | UHS | SEP HS | 14:45 | 23:00 | 8.25 | \$241.23 | 10th Gr BB |
| 7/15/2014 | KA | Reading Program | 12:00 | 14:40 | 2.67 | \$77.97 | Reading Program |
| 7/15/2014 | Olmsted | Ashby Park | 12:00 | 15:05 | 3.08 | \$90.16 | Adventuretime |
| 7/15/2014 | Olmsted | Merle Hay Mall | 12:00 | 15:45 | 3.75 | \$109.65 | Adventuretime |
| 7/15/2014 | UHS | SEP HS | 9:30 | 16:00 | 6.50 | \$190.06 | 9th Gr BB |
| 7/16/2014 | Olmsted | Clive Aquatic | 12:00 | 15:45 | 3.75 | \$109.65 | Adventuretime |
| 7/16/2014 | Olmsted | Northwest Aquatic | 12:00 | 15:45 | 3.75 | \$109.65 | Adventuretime |
| 7/17/2014 | KA | Reading Program | 12:00 | 14:30 | 2.50 | \$73.10 | Reading Program |
| 7/17/2014 | Olmsted | Cascade Falls | 12:00 | 16:00 | 4.00 | \$116.96 | Adventuretime |
| 7/17/2014 | Olmsted | Ashby Park | 12:00 | 15:45 | 3.75 | \$109.65 | Adventuretime |
| 7/17/2014 | Olmsted | Ashby Park | 12:00 | 15:45 | 3.75 | \$109.65 | Adventuretime |
| 7/21/2014 | KA | Reading Program | 12:00 | 14:30 | 2.50 | \$73.10 | Reading Program |
| 7/22/2014 | KA | Reading Program | 12:00 | 14:30 | 2.50 | \$73.10 | Reading Program |
| 7/22/2014 | Olmsted | Sleepy Hollow | 11:30 | 13:30 | 2.00 | \$42.80 | 2 hr show up time |
| 7/22/2014 | Olmsted | Union Park | 11:30 | 13:30 | 2.00 | \$42.80 | 2 hr show up time |
| 7/23/2014 | Olmsted | Clive Aquatic | 12:00 | 15:50 | 3.83 | \$112.09 | Adventuretime |
| 7/23/2014 | Olmsted | Northwest Aquatic | 12:00 | 15:45 | 3.75 | \$109.65 | Adventuretime |
| 7/24/2014 | KA | Reading Program | 12:00 | 14:30 | 2.50 | \$73.10 | Reading Program |
| 7/24/2014 | Olmsted | Sleepy Hollow | 12:00 | 15:45 | 3.75 | \$109.65 | Adventuretime |
| 7/24/2014 | Olmsted | Union Park | 11:30 | 15:45 | 4.25 | \$124.27 | Adventuretime |
| 7/24/2014 | Olmsted | Union Park | 11:30 | 15:45 | 4.25 | \$124.27 | Adventuretime |
| 7/28/2014 | KA | Reading Program | 12:00 | 14:30 | 2.50 | \$73.10 | Reading Program |
| 7/29/2014 | Olmsted | Monkey Joes | 12:15 | 15:30 | 3.25 | \$95.03 | Adventuretime |
| 7/29/2014 | Olmsted | Cobblestone Theater | 11:45 | 14:45 | 3.00 | \$87.72 | Adventuretime |
| 7/29/2014 | Olmsted | Cobblestone Theater | 11:45 | 14:45 | 3.00 | \$87.72 | Adventuretime |
| 7/29/2014 | KA | Reading Program | 12:00 | 14:30 | 2.50 | \$73.10 | Reading Program |
| 7/30/2014 | Olmsted | Clive Aquatic | 12:00 | 16:00 | 4.00 | \$116.96 | Adventuretime |
| 7/30/2014 | Olmsted | Northwest Aquatic | 12:00 | 15:40 | 3.67 | \$107.21 | Adventuretime |
| 7/31/2014 | Olmsted | WEBSTER ELEMENTARY | 11:30 | 15:45 | 4.25 | \$124.27 | Adventuretime |
| 7/31/2014 | Olmsted | WEBSTER ELEMENTARY | 11:30 | 15:45 | 4.25 | \$124.27 | Adventuretime |
| 7/31/2014 | Olmsted | WEBSTER ELEMENTARY | 11:30 | 15:15 | 3.75 | \$109.65 | Adventuretime |

| Date | Origin | Destination | Start Time | End Time | Total Hours | Total Cost | Group |
|-----------|---------------|------------------------|------------|----------|-------------|------------|------------------------------|
| 8/1/2014 | OLMSTED | CLIVE AQUATICS | 12:00 | 15:50 | 3.83 | \$112.09 | ADVENTURETIME |
| 8/4/2014 | UMS | LEARNING CENTER | 7:35 | 16:00 | 8.42 | \$246.10 | MOVIN ON UP |
| 8/4/2014 | UMS | LEARNING CENTER | 7:35 | 16:00 | 8.42 | \$246.10 | MOVIN ON UP |
| 8/5/2014 | OLMSTED | PUMP IT UP | 11:30 | 14:45 | 3.25 | \$95.03 | ADVENTURETIME |
| 8/5/2014 | OLMSTED | URB DANCE | 12:15 | 15:15 | 3.00 | \$87.72 | ADVENTURETIME |
| 8/5/2014 | OLMSTED | WALKER JOHNSON | 12:00 | 15:45 | 3.75 | \$109.65 | ADVENTURETIME |
| 8/5/2014 | UMS | LEARNING CENTER | 7:35 | 16:00 | 8.42 | \$246.10 | MOVIN ON UP |
| 8/5/2014 | UMS | LEARNING CENTER | 7:35 | 16:00 | 8.42 | \$246.10 | MOVIN ON UP |
| 8/6/2014 | OLMSTED | CLIVE AQUATICS | 12:00 | 15:35 | 3.58 | \$104.78 | ADVENTURETIME |
| 8/6/2014 | OLMSTED | NORTHWEST AQUATICS | 12:00 | 15:30 | 3.50 | \$102.34 | ADVENTURETIME |
| 8/6/2014 | UMS | MOVIN ON UP | 7:35 | 8:40 | 2.00 | \$48.42 | MOVIN ON UP |
| 8/6/2014 | UMS | MOVIN ON UP | 7:35 | 8:40 | 2.00 | \$48.42 | MOVIN ON UP |
| 8/6/2014 | UMS | MOVIN ON UP | 15:00 | 16:25 | 2.00 | \$48.42 | MOVIN ON UP |
| 8/6/2014 | UMS | MOVIN ON UP | 15:00 | 16:25 | 2.00 | \$48.42 | MOVIN ON UP |
| 8/7/2014 | OLMSTED | PUMP IT UP | 12:15 | 15:15 | 3.00 | \$87.72 | ADVENTURETIME |
| 8/7/2014 | OLMSTED | PUMP IT UP | 12:15 | 15:00 | 2.75 | \$80.41 | ADVENTURETIME |
| 8/7/2014 | OLMSTED | WALKER JOHNSON | 12:00 | 15:00 | 3.00 | \$87.72 | ADVENTURETIME |
| 8/7/2014 | ROLLING GREEN | FAIR | 8:45 | 15:30 | 6.75 | \$197.37 | ROLLING GREEN |
| 8/7/2014 | ROLLING GREEN | FAIR | 8:45 | 15:30 | 6.75 | \$197.37 | ROLLING GREEN |
| 8/7/2014 | ROLLING GREEN | FAIR | 8:45 | 15:30 | 6.75 | \$197.37 | ROLLING GREEN |
| 8/7/2014 | ROLLING GREEN | FAIR | 8:45 | 15:30 | 6.75 | \$197.37 | ROLLING GREEN |
| 8/7/2014 | ROLLING GREEN | FAIR | 8:45 | 15:30 | 6.75 | \$197.37 | ROLLING GREEN |
| 8/7/2014 | ROLLING GREEN | FAIR | 8:45 | 15:30 | 6.75 | \$197.37 | ROLLING GREEN |
| 8/8/2014 | OLMSTED | CLIVE AQUATICS | 12:00 | 15:45 | 3.75 | \$109.65 | ADVENTURETIME |
| 8/18/2014 | METRO WEST | GOLF | 8:45 | 12:00 | 3.25 | \$95.03 | METRO WEST |
| 8/18/2014 | METRO WEST | GOLF | 12:30 | 15:00 | 2.50 | \$73.10 | METRO WEST |
| 8/26/2014 | UHS | DC-G HS | 14:15 | 21:10 | 6.92 | \$202.24 | VOLLEYBALL |
| 8/28/2014 | UHS | TOAD VALLEY | 13:30 | 15:00 | 2.00 | \$48.42 | BOYS GOLF SHOW UP |
| 8/28/2014 | UHS | DC-G HS | 15:00 | 20:55 | 5.92 | \$173.00 | 9/10TH VOLLEYBALL |
| 8/29/2014 | UHS | HOOVER HS | 17:00 | 23:15 | 6.25 | \$182.75 | VARSITY FOOTBALL |
| 8/29/2014 | UHS | HOOVER HS | 17:00 | 23:10 | 6.17 | \$180.31 | VARSITY FOOTBALL |
| 8/29/2014 | UHS | HOOVER HS | 17:00 | 23:10 | 6.17 | \$180.31 | VARSITY FOOTBALL |
| 8/29/2014 | UHS | HOOVER HS | 17:30 | 23:05 | 5.58 | \$163.26 | VARSITY CHEERLEADERS |
| 8/29/2014 | UHS | HOOVER HS | 15:00 | 18:55 | 3.92 | \$114.52 | 9TH FOOTBALL |
| 8/29/2014 | UHS | HOOVER HS | 15:00 | 18:55 | 3.92 | \$114.52 | 9TH FOOTBALL |
| 8/30/2014 | UHS | AMES HS | 6:30 | 20:00 | 13.50 | \$394.74 | Var Volleyball |
| 9/2/2014 | UHS | Southeast Polk HS | 15:45 | 21:50 | 6.08 | \$177.88 | 10Th JV Volleyball |
| 9/2/2014 | UHS | Southeast Polk HS | 15:00 | 21:00 | 6.00 | \$175.44 | 9th Gr Volleyball |
| 9/2/2014 | UHS | Southeast Polk HS | 16:45 | 22:00 | 5.25 | \$153.51 | Var Volleyball |
| 9/3/2014 | UHS | Jester Park | 12:30 | 18:40 | 6.17 | \$180.31 | 9th Gr B Golf |
| 9/4/2014 | UHS | Woodland Hills Golf | 14:00 | 19:45 | 5.75 | \$168.13 | 9th Gr B Golf |
| 9/4/2014 | UHS | Dowling HS | 14:30 | 20:10 | 5.67 | \$165.69 | 9th Gr FB |
| 9/4/2014 | UHS | Dowling HS | 14:30 | 20:10 | 5.67 | \$165.69 | 9th Gr FB |
| 9/4/2014 | Olmsted | Jester Park | 8:45 | 14:30 | 5.75 | \$168.13 | 5-10-1436-2720-000-1920-0515 |
| 9/8/2014 | UHS | Jester Park | 14:00 | 16:50 | 2.83 | \$82.85 | 9th Gr B Golf |
| 9/8/2014 | UMS | Summit MS | 15:00 | 19:20 | 4.33 | \$126.71 | 7th Gr Volleyball |
| 9/11/2014 | UHS | Toad Valley | 13:00 | 18:50 | 5.83 | \$170.57 | Var Golf |
| 9/11/2014 | UHS | Jester Park | 14:00 | 18:45 | 4.75 | \$138.89 | 9th Gr B Golf |
| 9/11/2014 | UHS | Johnston HS | 16:00 | 20:55 | 4.92 | \$143.76 | 9th Gr FB |
| 9/11/2014 | UHS | Johnston HS | 16:00 | 20:55 | 4.92 | \$143.76 | 9th Gr FB |
| 9/11/2014 | Valerius | Jester Park | 8:45 | 14:30 | 5.75 | \$168.13 | 5-10-1448-2720-000-1920-0515 |
| 9/12/2014 | UHS | Legacy Golf Course | 13:15 | 19:35 | 6.33 | \$185.19 | JV/VAR B Golf |
| 9/12/2014 | Metro West | Blank Park Zoo | 8:45 | 14:30 | 5.75 | \$168.13 | 5-10-3900-2720-000-0000-0515 |
| 9/13/2014 | UHS | Southeast Polk HS | 5:30 | 15:40 | 10.17 | \$297.27 | Var Volleyball |
| 9/13/2014 | UHS | Indianola HS | 6:30 | 15:55 | 9.42 | \$275.34 | 9th Gr Volleyball |
| 9/15/2014 | UHS | Indianola Country Club | 13:30 | 21:20 | 7.83 | \$229.05 | 9th Gr B Golf |
| 9/15/2014 | UHS | Ames Golf CC | 9:30 | 19:00 | 9.50 | \$277.78 | Var B Golf |
| 9/16/2014 | UHS | Jester Park GC | 14:00 | 19:55 | 5.92 | \$173.00 | 9th Gr B Golf |
| 9/16/2014 | UMS | Valley Southwoods | 14:30 | 18:10 | 3.67 | \$107.21 | UMS B/G XC |
| 9/16/2014 | UMS | Valley Southwoods | 14:30 | 16:00 | 1.50 | \$48.42 | UMS B/G XC |
| 9/17/2014 | UHS | Willow Creek GC | 12:30 | 17:50 | 5.33 | \$155.95 | 9th Gr B Golf |
| 9/18/2014 | UMS | UHS Track | 7:45 | 13:00 | 5.25 | \$153.51 | Phy-Ed |
| 9/18/2014 | UMS | UHS Track | 7:45 | 13:00 | 5.25 | \$153.51 | Phy-Ed |
| 9/18/2014 | UMS | Iowa State Univ. | 14:30 | 18:45 | 4.25 | \$124.27 | MS B/G XC |
| 9/18/2014 | UMS | Iowa State Univ. | 14:30 | 18:45 | 4.25 | \$124.27 | MS B/G XC |
| 9/18/2014 | Olmsted | Jester Park | 8:45 | 15:00 | 6.25 | \$182.75 | 5-10-1436-2720-000-1920-0515 |
| 9/18/2014 | Karen Acres | Apple Orchard/Jester | 9:00 | 14:50 | 5.83 | \$170.57 | 5-91-1427-0000-950-8230-8499 |
| 9/19/2014 | UMS | UHS Track | 7:30 | 15:00 | 7.50 | \$219.30 | Phy-Ed |
| 9/19/2014 | UMS | UHS Track | 7:30 | 15:00 | 7.50 | \$219.30 | Phy-Ed |
| 9/19/2014 | UHS | ELMWOOD GC | 7:30 | 16:55 | 9.42 | \$275.34 | Var B Golf |

| Date | Origin | Destination | Start Time | End Time | Total Hours | Total Cost | Group |
|------------|--------------------|-------------------------|------------|----------|-------------|------------|------------------------------|
| 9/19/2014 | WEBSTER | JHAWKS FOUNDATION | 9:30 | 11:45 | 2.25 | \$65.79 | |
| 9/20/2014 | UHS | WAUKEE HS | 6:00 | 17:15 | 11.25 | \$328.95 | Var Volleyball |
| 9/20/2014 | UHS | Johnston HS | 8:15 | 15:00 | 6.75 | \$197.37 | MARCHING BAND |
| 9/20/2014 | UHS | Johnston HS | 8:15 | 15:00 | 6.75 | \$197.37 | MARCHING BAND |
| 9/20/2014 | UHS | Johnston HS | 8:15 | 15:00 | 6.75 | \$197.37 | MARCHING BAND |
| 9/20/2014 | UHS | Johnston HS | 8:15 | 15:00 | 6.75 | \$197.37 | MARCHING BAND |
| 9/22/2014 | UMS | Norwalk MS | 15:20 | 18:50 | 3.50 | \$102.34 | 7th Gr Volleyball |
| 9/22/2014 | UHS | Sugar Creek | 13:30 | 19:20 | 5.83 | \$170.57 | 9th Gr B Golf |
| 9/22/2014 | Valerius | Jester Park | 9:00 | 14:30 | 5.50 | \$160.82 | 5-10-1448-2720-000-1920-0515 |
| 9/23/2014 | UMS | Nothview MS | 14:30 | 20:30 | 6.00 | \$175.44 | 8th Gr FB |
| 9/23/2014 | UMS | Nothview MS | 14:30 | 20:30 | 6.00 | \$175.44 | 8th Gr FB |
| 9/25/2014 | UMS | Indianola | 13:30 | 18:00 | 4.50 | \$131.58 | UMS B/G XC |
| 9/25/2014 | UMS | Indianola | 13:30 | 18:00 | 4.50 | \$131.58 | UMS B/G XC |
| 9/25/2014 | UHS | Indianola MS | 18:00 | 21:45 | 3.75 | \$109.65 | 10th Gr FB |
| 9/25/2014 | UHS | Indianola MS | 18:00 | 21:45 | 3.75 | \$109.65 | 10th Gr FB |
| 9/25/2014 | Olmsted | Red Feather Prairie | 9:15 | 14:30 | 5.25 | \$153.51 | 5-10-1436-2720-000-1920-0515 |
| 9/25/2014 | Karen Acres | Runnell's Farm | 10:00 | 14:40 | 4.67 | \$136.45 | 5-91-1427-0000-950-8230-8499 |
| 9/25/2014 | Valerius | Jester Park | 9:00 | 14:20 | 5.33 | \$155.95 | 5-10-1448-2720-000-1920-0515 |
| 9/26/2014 | Webster/Olmsted | Center Grove Orchard | 9:00 | 15:00 | 6.00 | \$175.44 | 5-10-0011-2720-217-3303-0515 |
| 9/26/2014 | Webster/Olmsted | Center Grove Orchard | 9:00 | 15:00 | 6.00 | \$175.44 | 5-10-0011-2720-217-3303-0515 |
| 9/26/2014 | Jensen | Red Feather Prairie | 9:00 | 14:20 | 5.33 | \$155.95 | 5-10-1418-2720-000-1920-0515 |
| 9/26/2014 | Olmsted | Jester Park | 9:00 | 14:15 | 5.25 | \$153.51 | 5-10-1436-2720-000-1920-0515 |
| 9/26/2014 | Valerius | Jester Park | 9:00 | 14:15 | 5.25 | \$153.51 | 5-21-1448-1000-950-7836-0618 |
| 9/27/2014 | UMS | Northview MS | 6:30 | 15:30 | 9.00 | \$263.16 | 8th Gr VB |
| 9/27/2014 | UHS | Indianola HS | 7:15 | 16:40 | 9.42 | \$275.34 | JV VB |
| 9/30/2014 | UMS | Robert Brownell Complex | 15:00 | 16:30 | 2.00 | \$48.42 | UMS B/G XC |
| 9/30/2014 | UMS | Robert Brownell Complex | 15:00 | 18:30 | 3.50 | \$102.34 | UMS B/G XC |
| 9/30/2014 | Webster | Jester Park | 9:00 | 14:30 | 5.50 | \$160.82 | 5-10-1455-1000-101-1920-0618 |
| 9/30/2014 | Webster | Jester Park | 9:00 | 14:30 | 5.50 | \$160.82 | 5-10-1455-2410-000-0000-0611 |
| 10/3/2014 | UHS | Waukee HS | 14:45 | 22:45 | 8.00 | \$233.92 | 10th Gr Football |
| 10/3/2014 | UHS | Waukee HS | 16:45 | 23:00 | 6.25 | \$182.75 | Var Football |
| 10/3/2014 | UHS | Waukee HS | 16:45 | 23:00 | 6.25 | \$182.75 | Var Football |
| 10/3/2014 | UHS | Waukee HS | 16:45 | 23:00 | 6.25 | \$182.75 | Var Football |
| 10/3/2014 | UHS | Waukee HS | 14:45 | 17:00 | 2.25 | \$65.79 | 10th Gr Football |
| 10/3/2014 | Olmsted | Living History Farm | 9:00 | 14:30 | 5.50 | \$160.82 | |
| 10/3/2014 | UMS | Apple Orchard | 9:30 | 11:35 | 2.08 | \$60.92 | |
| 10/6/2014 | UMS | Ames MS | 13:45 | 19:50 | 6.08 | \$177.88 | 7th Gr Football |
| 10/6/2014 | UMS | Ames MS | 15:00 | 19:50 | 4.83 | \$141.33 | 7th Gr Football |
| 10/6/2014 | Jensen | Jester Park | 11:45 | 15:00 | 3.25 | \$95.03 | |
| 10/6/2014 | Olmsted | Center Grove Orchard | 9:45 | 14:30 | 4.75 | \$138.89 | |
| 10/7/2014 | UMS | Prairie Ridge Complex | 14:15 | 18:00 | 3.75 | \$109.65 | UMS B/G XC |
| 10/7/2014 | UMS | Prairie Ridge Complex | 14:15 | 15:30 | 2.00 | \$48.42 | UMS B/G XC |
| 10/9/2014 | UMS | Marshalltown MS | 13:45 | 19:45 | 6.00 | \$175.44 | 7th VOLLEYBALL |
| 10/9/2014 | UHS | DCG HS | 15:15 | 20:55 | 5.67 | \$165.69 | 9/10TH/JV VB |
| 10/9/2014 | UMS | Urbandale Pool | 7:30 | 13:00 | 5.50 | \$160.82 | PHYS ED |
| 10/9/2014 | UMS | Urbandale Pool | 7:30 | 13:00 | 5.50 | \$160.82 | PHYS ED |
| 10/9/2014 | Karen Acres | Jester Park | 8:30 | 13:30 | 5.00 | \$146.20 | |
| 10/10/2014 | UMS | Urbandale Pool | 7:30 | 13:00 | 5.50 | \$160.82 | PHYS ED |
| 10/10/2014 | UMS | Urbandale Pool | 7:30 | 13:00 | 5.50 | \$160.82 | PHYS ED |
| 10/11/2014 | UHS | Valley Stadium | 10:00 | 22:30 | 12.50 | \$365.50 | Valley Fest |
| 10/11/2014 | UHS | Valley Stadium | 10:00 | 22:30 | 12.50 | \$365.50 | Valley Fest |
| 10/11/2014 | UHS | Valley Stadium | 10:00 | 22:30 | 12.50 | \$365.50 | Valley Fest |
| 10/11/2014 | UHS | Valley Stadium | 10:00 | 22:30 | 12.50 | \$365.50 | Valley Fest |
| 10/13/2014 | UMS | Northview MS | 14:30 | 19:55 | 5.42 | \$158.38 | 8th Gr FB |
| 10/13/2014 | UMS | Northview MS | 14:30 | 19:55 | 5.42 | \$158.38 | 8th Gr FB |
| 10/13/2014 | Karen Acres | Urbandale Pool | 8:45 | 10:35 | 2.00 | \$48.42 | PHYS ED |
| 10/14/2014 | Valerius | Urbandale Pool | 8:30 | 10:40 | 2.17 | \$63.35 | PHYS ED |
| 10/14/2014 | UHS | First Christian Church | 14:50 | 20:35 | 5.75 | \$168.13 | Vocal Music |
| 10/15/2014 | UHS | Webster | 9:30 | 11:30 | 2.00 | \$48.42 | Foundations |
| 10/15/2014 | Jensen | Urbandale Pool | 8:45 | 10:30 | 2.00 | \$48.42 | PHYS ED |
| 10/15/2014 | Webster | Howell's Pumpkin Farm | 9:00 | 14:00 | 5.00 | \$146.20 | |
| 10/16/2014 | UHS | Marshalltown CC | 13:30 | 20:40 | 7.17 | \$209.55 | JVV/B/G CC |
| 10/16/2014 | UHS | Marshalltown CC | 13:30 | 20:40 | 7.17 | \$209.55 | JVV/B/G CC |
| 10/16/2014 | JENSEN/KAREN ACRES | Jester Park | 9:00 | 14:30 | 5.50 | \$160.82 | PTO |
| 10/16/2014 | Webster | Howell's Pumpkin Farm | 9:00 | 13:50 | 4.83 | \$141.33 | |
| 10/16/2014 | UHS | DMACC | 8:45 | 11:40 | 2.92 | \$85.28 | |
| 10/16/2014 | ROLLING GREEN | REIMAN GARDENS | 9:00 | 13:50 | 4.83 | \$141.33 | |
| 10/16/2014 | JENSEN/KAREN ACRES | Jester Park | 9:00 | 14:30 | 5.50 | \$160.82 | PTO |
| 10/17/2014 | UHS | Marshalltown HS | 16:00 | 0:10 | 8.17 | \$238.79 | Var Football |

| Date | Origin | Destination | Start Time | End Time | Total Hours | Total Cost | Group |
|------------|---------------|----------------------|------------|----------|-------------|------------|------------------------------|
| 10/17/2014 | UHS | Marshalltown HS | 16:00 | 23:40 | 7.67 | \$224.17 | 9TH GR FOOTBALL |
| 10/17/2014 | UHS | Marshalltown HS | 13:45 | 0:15 | 10.50 | \$307.02 | Var Football |
| 10/17/2014 | UHS | Marshalltown HS | 16:00 | 0:15 | 8.25 | \$241.23 | Var Football |
| 10/17/2014 | UHS | Marshalltown HS | 16:00 | 0:15 | 8.25 | \$241.23 | Var Football |
| 10/17/2014 | UHS | Marshalltown HS | 13:45 | 0:15 | 10.50 | \$307.02 | 9TH GR FOOTBALL |
| 10/17/2014 | Webster | Pumpkin Ranch | 8:55 | 14:30 | 5.58 | \$163.26 | |
| 10/17/2014 | Webster | Pumpkin Ranch | 8:55 | 14:30 | 5.58 | \$163.26 | |
| 10/17/2014 | UHS | Islamic Center | 13:15 | 15:05 | 2.00 | \$48.42 | |
| 10/18/2014 | UHS | Waukee HS | 9:00 | 13:30 | 4.50 | \$131.58 | MARCHING BAND |
| 10/18/2014 | UHS | INDIANOLA HS | 6:30 | 16:45 | 10.25 | \$299.71 | 10TH GR VOLLEYBALL |
| 10/18/2014 | UHS | Waukee HS | 9:00 | 13:30 | 4.50 | \$131.58 | MARCHING BAND |
| 10/18/2014 | UHS | Waukee HS | 9:00 | 13:30 | 4.50 | \$131.58 | MARCHING BAND |
| 10/18/2014 | UHS | Waukee HS | 9:00 | 13:30 | 4.50 | \$131.58 | MARCHING BAND |
| 10/21/2014 | UHS | Ankeny Centennial HS | 14:30 | 20:15 | 5.75 | \$168.13 | Var Volleyball |
| 10/21/2014 | Karen Acres | UHS | 12:15 | 15:00 | 2.75 | \$80.41 | PAC |
| 10/21/2014 | Karen Acres | UHS | 12:15 | 15:00 | 2.75 | \$80.41 | PAC |
| 10/21/2014 | Karen Acres | UHS | 12:15 | 15:00 | 2.75 | \$80.41 | PAC |
| 10/21/2014 | Webster | Jester Park | 8:45 | 14:30 | 5.75 | \$168.13 | |
| 10/21/2014 | ROLLING GREEN | Jester Park | 10:15 | 14:45 | 4.50 | \$131.58 | PTO |
| 10/21/2014 | Webster | Jester Park | 8:45 | 14:45 | 6.00 | \$175.44 | |
| 10/21/2014 | Webster | Jester Park | 8:45 | 14:45 | 6.00 | \$175.44 | |
| 10/22/2014 | ROLLING GREEN | Urbandale Pool | 9:45 | 11:30 | 2.00 | \$48.42 | |
| 10/22/2014 | UHS | TIFERETH | 12:45 | 14:00 | 2.00 | \$48.42 | |
| 10/23/2014 | Webster | Urbandale Pool | 8:45 | 11:50 | 3.08 | \$90.16 | |
| 10/23/2014 | Webster | Urbandale Pool | 8:45 | 11:55 | 3.17 | \$92.59 | |
| 10/23/2014 | Webster | Urbandale Pool | 8:45 | 11:55 | 3.17 | \$92.59 | |
| 10/23/2014 | UHS | Ames HS | 14:15 | 19:55 | 5.67 | \$165.69 | |
| 10/23/2014 | UHS | TIFERETH | 12:45 | 14:30 | 2.00 | \$48.42 | |
| 10/23/2014 | Olmsted | Living History Farm | 8:45 | 13:20 | 4.58 | \$134.02 | |
| 10/24/2014 | UHS | Islamic Center | 13:15 | 15:00 | 2.00 | \$48.42 | |
| 10/25/2014 | UHS | INDIANOLA HS | 6:35 | 20:45 | 14.17 | \$414.23 | |
| 10/28/2014 | METRO WEST | HEARTLAND MEALS | 9:00 | 12:30 | 3.50 | \$102.34 | |
| 10/29/2014 | ROLLING GREEN | Center Grove Orchard | 9:15 | 15:25 | 6.17 | \$180.31 | |
| 10/29/2014 | ROLLING GREEN | Center Grove Orchard | 9:15 | 15:25 | 6.17 | \$180.31 | |
| 10/31/2014 | ROLLING GREEN | Blank Park Zoo | 11:00 | 15:00 | 4.00 | \$116.96 | |
| 11/3/2014 | Valerius | PAC | 12:30 | 15:08 | 2.63 | \$77.00 | |
| 11/3/2014 | Valerius | PAC | 12:30 | 15:08 | 2.63 | \$77.00 | |
| 11/3/2014 | Valerius | PAC | 12:30 | 15:08 | 2.63 | \$77.00 | |
| 11/3/2014 | UMS | Urbandale Pool | 7:30 | 13:00 | 5.50 | \$160.82 | PHYS ED |
| 11/3/2014 | Jensen | Civic Center | 8:45 | 12:05 | 3.33 | \$97.47 | 5-10-1418-2720-000-1924-0515 |
| 11/3/2014 | Jensen | Civic Center | 8:45 | 12:05 | 3.33 | \$97.47 | 5-10-1418-2720-000-1924-0515 |
| 11/4/2014 | UHS | Waukee HS | 16:30 | 22:05 | 5.58 | \$163.26 | VAR VB |
| 11/4/2014 | UMS | KNOXVILLE HS | 9:45 | 13:40 | 3.92 | \$114.52 | |
| 11/4/2014 | UMS | Urbandale Pool | 7:30 | 14:30 | 7.00 | \$204.68 | PHYS ED |
| 11/4/2014 | UMS | JOHNSTON MS | 15:00 | 17:20 | 2.33 | \$68.23 | 8TH G BB |
| 11/4/2014 | Rolling Green | Civic Center | 8:45 | 12:00 | 3.25 | \$95.03 | 5-10-1441-2720-000-1924-0515 |
| 11/4/2014 | Rolling Green | Civic Center | 8:45 | 12:00 | 3.25 | \$95.03 | 5-10-1441-2720-000-1924-0515 |
| 11/4/2014 | Valerius | Civic Center | 8:45 | 14:30 | 5.75 | \$168.13 | 5-10-1448-2720-000-1924-0515 |
| 11/4/2014 | Valerius | Civic Center | 8:45 | 12:00 | 3.25 | \$95.03 | 5-10-1448-2720-000-1924-0515 |
| 11/6/2014 | Jensen | PAC | 12:25 | 15:10 | 2.75 | \$80.41 | |
| 11/6/2014 | Jensen | PAC | 12:25 | 15:10 | 2.75 | \$80.41 | |
| 11/6/2014 | Jensen | PAC | 12:25 | 15:10 | 2.75 | \$80.41 | |
| 11/6/2014 | UMS | Phy-Ed | 7:30 | 13:00 | 5.50 | \$160.82 | |
| 11/6/2014 | Jensen | Civic Center | 8:45 | 11:40 | 2.92 | \$85.28 | 5-10-1418-2720-000-1924-0515 |
| 11/6/2014 | Jensen | Civic Center | 8:45 | 12:00 | 3.25 | \$95.03 | 5-10-1418-2720-000-1924-0515 |
| 11/6/2014 | Olmsted | Civic Center | 8:45 | 12:00 | 3.25 | \$95.03 | 5-10-1436-2720-000-1924-0515 |
| 11/6/2014 | Olmsted | Civic Center | 8:45 | 12:00 | 3.25 | \$95.03 | 5-10-1436-2720-000-1924-0515 |
| 11/6/2014 | Olmsted | Civic Center | 8:45 | 12:00 | 3.25 | \$95.03 | 5-10-1436-2720-000-1924-0515 |
| 11/6/2014 | Olmsted | Civic Center | 8:45 | 12:00 | 3.25 | \$95.03 | 5-10-1436-2720-000-1924-0515 |
| 11/6/2014 | Rolling Green | Civic Center | 8:45 | 12:00 | 3.25 | \$95.03 | 5-10-1441-2720-000-1924-0515 |
| 11/6/2014 | Rolling Green | Civic Center | 8:45 | 12:00 | 3.25 | \$95.03 | 5-10-1441-2720-000-1924-0515 |
| 11/6/2014 | Valerius | Civic Center | 8:45 | 11:45 | 3.00 | \$87.72 | 5-10-1448-2720-000-1924-0515 |
| 11/7/2014 | UMS | Urbandale Pool | 7:30 | 13:00 | 5.50 | \$160.82 | |
| 11/10/2014 | UMS | Urbandale Pool | 7:30 | 13:00 | 5.50 | \$160.82 | |
| 11/10/2014 | UMS | Stilwell JH | 15:00 | 19:40 | 4.67 | \$136.45 | |
| 11/11/2014 | UMS | Urbandale Pool | 7:30 | 13:00 | 5.50 | \$160.82 | |
| 11/12/2014 | UMS | Urbandale Pool | 7:30 | 13:00 | 5.50 | \$160.82 | |
| 11/13/2014 | UMS | Urbandale Pool | 7:30 | 13:00 | 5.50 | \$160.82 | |
| 11/14/2014 | UMS | Urbandale Pool | 7:30 | 13:00 | 5.50 | \$160.82 | |
| 11/14/2014 | Webster | Science Center | 9:00 | 14:30 | 5.50 | \$160.82 | 5-10-0011-2720-211-3301-0515 |

| Date | Origin | Destination | Start Time | End Time | Total Hours | Total Cost | Group |
|------------|-----------------|------------------------|------------|----------|-------------|------------|------------------------------|
| 12/18/2014 | Karen Acres | Drake University | 8:45 | 13:30 | 4.75 | \$138.89 | 5-21-1427-1000-450-7760-0580 |
| 12/18/2014 | Karen Acres | Drake University | 8:45 | 13:30 | 4.75 | \$138.89 | 5-21-1427-1000-450-7760-0580 |
| 12/18/2014 | Olmsted | Drake University | 8:45 | 13:30 | 4.75 | \$138.89 | 4-10-1436-1000-101-1920-0612 |
| 12/18/2014 | Olmsted | Drake University | 8:45 | 13:30 | 4.75 | \$138.89 | 4-10-1436-1000-101-1920-0612 |
| 12/18/2014 | Olmsted | Drake University | 8:45 | 13:30 | 4.75 | \$138.89 | 4-10-1436-1000-101-1920-0612 |
| 12/18/2014 | Olmsted | Drake University | 8:45 | 13:30 | 4.75 | \$138.89 | 4-10-1436-1000-101-1920-0612 |
| 12/18/2014 | Olmsted | Drake University | 8:45 | 13:30 | 4.75 | \$138.89 | 4-10-1436-1000-101-1920-0612 |
| 12/18/2014 | Olmsted | Drake University | 8:45 | 13:30 | 4.75 | \$138.89 | 4-10-1436-1000-101-1920-0612 |
| 12/18/2014 | Olmsted | Drake University | 8:45 | 13:30 | 4.75 | \$138.89 | 4-10-1436-1000-101-1920-0612 |
| 12/18/2014 | Olmsted | Drake University | 8:45 | 13:30 | 4.75 | \$138.89 | 4-10-1436-1000-101-1920-0612 |
| 12/18/2014 | UHS | Southview MS | 14:30 | 19:15 | 4.75 | \$138.89 | UMS Wrestling |
| 12/18/2014 | UHS | Fort Dodge | 13:45 | 20:45 | 7.00 | \$204.68 | 8th Gr B BB |
| 12/20/2014 | UHS | Waukee HS | 6:00 | 17:00 | 11.00 | \$321.64 | Var Wrestling |
| 12/22/2014 | Olmsted | Metro Ice Arena | 12:15 | 15:40 | 3.42 | \$99.90 | Adventuretime |
| 12/23/2014 | Olmsted | Glow Golf | 12:15 | 15:50 | 3.58 | \$104.78 | Adventuretime |
| 12/29/2014 | Olmsted | Science Center | 10:45 | 15:50 | 5.08 | \$148.64 | Adventuretime |
| 12/30/2014 | UHS | Alleman | 8:30 | 13:35 | 5.50 | \$160.82 | Var B BB |
| 12/31/2014 | Olmsted | Skate North | 11:45 | 15:15 | 3.50 | \$102.34 | Adventuretime |
| 1/3/2015 | UHS | North HS | 6:15 | 14:05 | 7.83 | \$229.05 | JV Wrestling |
| 1/5/2015 | UMS | Urbandale Pool | 7:15 | 11:00 | 3.75 | \$109.65 | Phy-Ed |
| 1/6/2015 | UMS | Urbandale Pool | 7:15 | 13:00 | 5.75 | \$168.13 | Phy-Ed |
| 1/8/2015 | UHS | Johnston HS | 17:30 | 22:00 | 4.50 | \$131.58 | 9th Gr B BB |
| 1/8/2015 | UMS | Urbandale Pool | 7:15 | 13:00 | 5.75 | \$168.13 | Phy-Ed |
| 1/9/2015 | UHS | Merrill MS/Roosevelt | 15:00 | 22:10 | 7.17 | \$209.55 | 10th/JV B/G BB |
| 1/9/2015 | UHS | Roosevelt | 16:15 | 22:10 | 5.92 | \$173.00 | Var B/G BB |
| 1/9/2015 | UHS | Merrill MS | 16:45 | 21:40 | 4.92 | \$143.76 | 9th Gr B/G BB |
| 1/9/2015 | UMS | Urbandale Pool | 7:15 | 13:00 | 5.75 | \$168.13 | Phy-Ed |
| 1/10/2015 | UHS | Ankeny HS | 7:30 | 13:15 | 5.75 | \$168.13 | Sciba Honor Band |
| 1/10/2015 | UHS | Ankeny Centennial | 10:30 | 0:05 | 13.58 | \$397.18 | UHS Show Choir |
| 1/10/2015 | UHS | Lincoln | 10:45 | 19:50 | 9.08 | \$265.60 | 10/JV B/G BB |
| 1/10/2015 | UHS | Winterset | 5:45 | 19:40 | 13.92 | \$406.92 | Var Wrestling |
| 1/10/2015 | UHS | Lincoln | 8:15 | 13:30 | 5.25 | \$153.51 | 9th Gr G/B BB |
| 1/10/2015 | UHS | Lincoln | 14:00 | 19:30 | 5.50 | \$160.82 | Var B/G BB |
| 1/10/2015 | UHS | Ankeny Centennial | 10:30 | 0:05 | 13.58 | \$397.18 | UHS Show Choir |
| 1/10/2015 | UHS | Ankeny Centennial | 10:30 | 0:05 | 13.58 | \$397.18 | UHS Show Choir |
| 1/12/2015 | UHS | Southeast Polk | 17:30 | 22:15 | 4.75 | \$138.89 | JV B BB |
| 1/12/2015 | UMS | Urbandale Pool | 7:15 | 13:00 | 5.75 | \$168.13 | Phy-Ed |
| 1/13/2015 | UHS | Ames | 14:45 | 22:30 | 7.75 | \$226.61 | JV/Var Wrestling |
| 1/13/2015 | UHS | Ankeny Centennial | 14:45 | 22:15 | 7.50 | \$219.30 | 10/JV B/G BB |
| 1/13/2015 | UHS | Ankeny Centennial | 16:30 | 22:15 | 5.75 | \$168.13 | VAR BBB/ 9th Gr G BB |
| 1/13/2015 | UHS | Ankeny Centennial | 16:00 | 22:00 | 6.00 | \$175.44 | Var GBB / 9th BBB |
| 1/13/2015 | UMS | Urbandale Pool | 7:15 | 13:00 | 5.75 | \$168.13 | Phy-Ed |
| 1/15/2015 | JENSEN/KA/RG | PAC | 8:30 | 9:35 | 2.00 | \$48.42 | CHORUS |
| 1/15/2015 | JENSEN/KA/RG | PAC | 8:30 | 9:35 | 2.00 | \$48.42 | CHORUS |
| 1/15/2015 | UHS | Valley Southwoods | 16:15 | 21:10 | 4.92 | \$143.76 | 9th Gr B BB |
| 1/15/2015 | UHS | Val Lanes | 14:15 | 18:15 | 4.00 | \$116.96 | JV/VAR B/G Bowling |
| 1/15/2015 | UMS | Urbandale Pool | 7:15 | 13:00 | 5.75 | \$168.13 | Phy-Ed |
| 1/16/2015 | UHS | Webster | 9:30 | 11:30 | 2.00 | \$48.42 | UHS Foundations |
| 1/16/2015 | UMS | Urbandale Pool | 7:15 | 13:00 | 5.75 | \$168.13 | Phy-Ed |
| 1/17/2015 | UHS | DC G HS | 7:15 | 12:30 | 5.25 | \$153.51 | 9th Gr B BB |
| 1/17/2015 | UHS | Valley HS | 6:30 | 17:15 | 10.75 | \$314.33 | JV/VAR Wrestling |
| 1/17/2015 | UHS | Waukee HS | 6:30 | 23:55 | 17.42 | \$509.26 | Show Choir |
| 1/17/2015 | UHS | Waukee HS | 6:30 | 23:55 | 17.42 | \$509.26 | Show Choir |
| 1/17/2015 | UHS | Waukee HS | 6:30 | 23:55 | 17.42 | \$509.26 | Show Choir |
| 1/17/2015 | UMS | Indian Hill JH | 9:15 | 14:30 | 5.25 | \$153.51 | CJC Jazz |
| 1/19/2015 | UHS | Indianola HS | 16:15 | 20:20 | 4.08 | \$119.40 | JV B BB |
| 1/19/2015 | UHS | Indianola HS | 17:15 | 21:25 | 4.17 | \$121.83 | 9th Gr BBB |
| 1/20/2015 | UMS | Urbandale Pool | 7:15 | 13:00 | 5.75 | \$168.13 | Phy-Ed |
| 1/21/2015 | UMS | Urbandale Pool | 7:15 | 13:00 | 5.75 | \$168.13 | Phy-Ed |
| 1/22/2015 | UHS | Dowling HS | 16:30 | 22:25 | 5.92 | \$173.00 | JV/VAR Wrestling |
| 1/22/2015 | UHS | Southview MS | 15:15 | 20:00 | 4.75 | \$138.89 | 9th Gr B BB |
| 1/22/2015 | UMS | Urbandale Pool | 7:15 | 13:00 | 5.75 | \$168.13 | Phy-Ed |
| 1/23/2015 | UMS | Urbandale Pool | 7:15 | 13:00 | 5.75 | \$168.13 | Phy-Ed |
| 1/23/2015 | Rolling Green | Civic Center | 8:45 | 11:45 | 3.00 | \$87.72 | 5-10-1441-1000-101-0000-0612 |
| 1/23/2015 | Valerius | Civic Center | 8:45 | 12:05 | 3.33 | \$97.47 | 5-10-1448-2720-000-1924-0515 |
| 1/23/2015 | Webster | Civic Center | 8:45 | 12:00 | 3.25 | \$95.03 | 5-10-1455-2720-000-1924-0515 |
| 1/23/2015 | Webster | Civic Center | 8:45 | 12:00 | 3.25 | \$95.03 | 5-10-1455-2720-000-1924-0515 |
| 1/23/2015 | Webster/Olmsted | Warrior Lane/McDonalds | 11:00 | 14:55 | 3.92 | \$114.52 | 5-10-0011-1000-211-3301-0515 |

| Date | Origin | Destination | Start Time | End Time | Total Hours | Total Cost | Group |
|-----------|-----------------|---------------------------|------------|----------|-------------|------------|-------------------------------|
| 1/23/2015 | Webster/Olmsted | Warrior Lane/McDonalds | 11:00 | 14:55 | 3.92 | \$114.52 | 5-10-0011-1000-211-3301-0515 |
| 1/24/2015 | UHS | Dowling HS | 6:45 | 15:10 | 8.42 | \$246.10 | JV Wrestling |
| 1/24/2015 | UHS | DM North | 6:45 | 16:30 | 9.75 | \$285.09 | UHS Speech |
| 1/26/2015 | UMS | Indianola MS | 14:45 | 20:50 | 6.08 | \$177.88 | 8th Gr BBB |
| 1/26/2015 | UMS | Indianola MS | 14:45 | 20:50 | 6.08 | \$177.88 | 8th Gr BBB |
| 1/27/2015 | UHS | Johnston HS | 14:30 | 21:30 | 7.00 | \$204.68 | JV Wrestling |
| 1/27/2015 | UMS | Stilwell JH | 15:00 | 19:30 | 4.50 | \$131.58 | 8th Gr BBB |
| 1/27/2015 | UMS | Stilwell JH | 15:00 | 20:00 | 5.00 | \$146.20 | 8th Gr BBB |
| 1/27/2015 | Webster | DSM Playhouse | 8:45 | 12:35 | 3.83 | \$112.09 | 5-10-1455-2720-000-1924-0515 |
| 1/27/2015 | Webster | DSM Playhouse | 8:45 | 12:35 | 3.83 | \$112.09 | 5-10-1455-2720-000-1924-0515 |
| 1/28/2015 | UHS | Val Lanes | 11:15 | 16:45 | 5.50 | \$160.82 | JV Bowling |
| 1/30/2015 | UHS | Southeast Polk | 12:30 | 23:55 | 11.42 | \$333.82 | Var Wrestling |
| 2/3/2015 | UHS | Marshalltown | 13:30 | 19:30 | 6.00 | \$175.44 | JV/VAR B/G Bowling |
| 2/3/2015 | UMS | Fort Dodge | 13:45 | 21:00 | 7.25 | \$211.99 | 8th Gr BBB |
| 2/3/2015 | UHS | Pioneer | 12:15 | 15:30 | 3.25 | \$95.03 | 5-10-3109-1000-101-0000-0612 |
| 2/5/2015 | UHS | Valley HS | 16:15 | 21:30 | 5.25 | \$153.51 | JV/VAR Wrestling |
| 2/7/2015 | UHS | Valley HS | 8:15 | 18:45 | 10.50 | \$307.02 | UHS Speech |
| 2/9/2015 | UMS | Southview MS | 14:30 | 20:00 | 5.50 | \$160.82 | 8th Gr BBB |
| 2/9/2015 | UMS | Southview MS | 14:30 | 19:40 | 5.17 | \$151.07 | 8th Gr BBB |
| 2/9/2015 | Rolling Green | Biz Town | 8:50 | 14:30 | 5.67 | \$165.69 | PTO |
| 2/9/2015 | Valerius | Biz Town | 8:50 | 14:30 | 5.67 | \$165.69 | 5-10-1448-2720-000-1920-0515 |
| 2/10/2015 | UMS | Waukee MS | 14:45 | 19:40 | 4.92 | \$143.76 | 8th Gr BBB |
| 2/10/2015 | Webster | Wells Fargo | 9:15 | 14:00 | 4.75 | \$138.89 | 5-21--1455-0000-950-7860-0618 |
| 2/10/2015 | Webster | Wells Fargo | 9:15 | 13:50 | 4.58 | \$134.02 | 5-21-1455-0000-950-7860-0618 |
| 2/12/2015 | UHS | Webster | 9:30 | 11:30 | 2.00 | \$48.42 | J-Hawk Foundation |
| 2/12/2015 | UMS | Johnston MS | 15:00 | 19:55 | 4.92 | \$143.76 | 8th Gr BBB |
| 2/12/2015 | UMS | DC-G | 15:00 | 19:45 | 4.75 | \$138.89 | 8th Gr BBB |
| 2/12/2015 | Jensen | Civic Center | 9:00 | 12:20 | 3.33 | \$97.47 | 5-10-1418-2720-000-1924-0515 |
| 2/12/2015 | Jensen | Civic Center | 9:00 | 12:20 | 3.33 | \$97.47 | 5-10-1418-2720-000-1924-0515 |
| 2/13/2015 | Karen Acres | Science Center | 9:45 | 14:50 | 5.08 | \$148.64 | 5-91-1427-0000-950-8230-8499 |
| 2/13/2015 | Webster | Civic Center | 11:00 | 14:30 | 3.50 | \$102.34 | 5-10-1455-2720-000-1924-0515 |
| 2/13/2015 | Webster | Civic Center | 11:00 | 14:30 | 3.50 | \$102.34 | 5-10-1455-2720-000-1924-0515 |
| 2/14/2015 | UHS/UMS | WAUKEE HS | 8:30 | 19:00 | 10.50 | \$307.02 | Var Wrestling |
| 2/14/2015 | UMS | NORWALK HS | 6:30 | 14:40 | 8.17 | \$238.79 | Sciba |
| 2/14/2015 | UMS | NORWALK HS | 10:00 | 14:35 | 4.58 | \$134.02 | Sciba |
| 2/14/2015 | UMS | NORWALK HS | 6:30 | 14:40 | 8.17 | \$238.79 | Sciba |
| 2/14/2015 | UMS | NORWALK HS | 6:30 | 14:40 | 8.17 | \$238.79 | Sciba |
| 2/17/2015 | UHS | INDIANOLA HS | 16:45 | 22:30 | 5.75 | \$168.13 | VAR BBB |
| 2/17/2015 | UHS | GLEN OAKS | 8:45 | 11:05 | 2.33 | \$68.23 | UHS Jazz |
| 2/17/2015 | UHS | INDIANOLA HS | 14:45 | 22:40 | 7.92 | \$231.48 | 9/10th Gr BBB |
| 2/17/2015 | Webster | PAC | 8:50 | 12:00 | 3.17 | \$92.59 | |
| 2/17/2015 | Webster | PAC | 8:50 | 11:45 | 2.92 | \$85.28 | |
| 2/19/2015 | Karen Acres | PAC | 8:50 | 12:00 | 3.17 | \$92.59 | |
| 2/19/2015 | Karen Acres | PAC | 8:50 | 12:00 | 3.17 | \$92.59 | |
| 2/19/2015 | Olmsted | Civic Center | 8:45 | 12:05 | 3.33 | \$97.47 | 5-10-1436-2213-101-1924-0331 |
| 2/19/2015 | Rolling Green | Civic Center | 8:45 | 12:00 | 3.25 | \$95.03 | Connecting Kids To Culture |
| 2/20/2015 | Olmsted | Science Center | 8:45 | 14:55 | 6.17 | \$180.31 | 5-91-1436-0000-950-8230-8499 |
| 2/20/2015 | UHS | Islamic Center | 13:15 | 15:05 | 2.00 | \$48.42 | UHS Cultural Issues |
| 2/21/2015 | UHS | Iowa State University | 11:15 | 17:15 | 6.00 | \$175.44 | UHS Speech |
| 2/23/2015 | Jensen | PAC | 9:00 | 11:30 | 2.50 | \$73.10 | |
| 2/23/2015 | Jensen | PAC | 9:00 | 11:30 | 2.50 | \$73.10 | |
| 2/23/2015 | Webster/Olmsted | CiCi's Pizza/Fire Station | 9:00 | 14:00 | 5.00 | \$146.20 | 5-10-000-2720-217-3303-0515 |
| 2/23/2015 | Webster/Olmsted | CiCi's Pizza/Fire Station | 9:00 | 14:00 | 5.00 | \$146.20 | 5-10-000-2720-217-3303-0515 |
| 2/24/2015 | UHS | Valley HS | 17:45 | 22:15 | 4.50 | \$131.58 | Var G BB |
| 2/24/2015 | Valerius | PAC | 8:45 | 11:30 | 2.75 | \$80.41 | |
| 2/24/2015 | Valerius | PAC | 8:45 | 11:30 | 2.75 | \$80.41 | |
| 2/27/2015 | UHS | Dowling Catholic | 17:00 | 21:35 | 4.58 | \$134.02 | VAR BBB |
| 2/27/2015 | UHS | Islamic Center | 13:15 | 15:15 | 2.00 | \$48.42 | UHS Cultural Issues |
| 2/28/2015 | UHS | Dowling Catholic | 6:45 | 17:25 | 10.67 | \$311.89 | UHS Speech |
| 3/3/2015 | JENSEN | CIVIC CENTER | 8:45 | 11:45 | 3.00 | \$87.72 | 5-10-1418-2720-101-1924-0515 |
| 3/3/2015 | ROLLING GREEN | CIVIC CENTER | 8:45 | 11:45 | 3.00 | \$87.72 | 5-10-1441-1000-101-0000-0612 |
| 3/3/2015 | ROLLING GREEN | CIVIC CENTER | 8:45 | 11:45 | 3.00 | \$87.72 | 5-10-1441-1000-101-0000-0612 |
| 3/3/2015 | VALERIUS | CIVIC CENTER | 8:45 | 12:00 | 3.25 | \$95.03 | 5-10-1448-2720-000-1924-0515 |
| 3/3/2015 | WEBSTER | CIVIC CENTER | 11:00 | 14:30 | 3.50 | \$102.34 | 5-10-1455-2720-101-1924-0515 |
| 3/3/2015 | WEBSTER | CIVIC CENTER | 11:00 | 14:30 | 3.50 | \$102.34 | 5-10-1455-2720-101-1924-0515 |
| 3/5/2015 | UHS | VALLEY COMM CENTER | 8:15 | 12:40 | 4.42 | \$129.14 | 5-10-3109-1000-101-0000-0612 |
| 3/6/2015 | UHS | WELLS FARGO ARENA | 16:00 | 20:00 | 4.00 | \$116.96 | VARSITY GIRLS TRACK |
| 3/6/2015 | ROLLING GREEN | CIVIC CENTER | 8:45 | 12:00 | 3.25 | \$95.03 | 5-10-1441-1000-101-0000-0612 |
| 3/6/2015 | ROLLING GREEN | CIVIC CENTER | 8:45 | 12:00 | 3.25 | \$95.03 | 5-10-1441-1000-101-0000-0612 |

| Date | Origin | Destination | Start Time | End Time | Total Hours | Total Cost | Group |
|-----------|---------------|------------------------|------------|----------|-------------|------------|------------------------------|
| 3/6/2015 | VALERIUS | CIVIC CENTER | 8:45 | 12:00 | 3.25 | \$95.03 | 5-10-1448-2720-000-1924-0515 |
| 3/6/2015 | WEBSTER | CIVIC CENTER | 8:45 | 12:00 | 3.25 | \$95.03 | 5-10-1455-2720-101-1924-0515 |
| 3/6/2015 | WEBSTER | CIVIC CENTER | 8:45 | 12:00 | 3.25 | \$95.03 | 5-10-1455-2720-101-1924-0515 |
| 3/6/2015 | WEBSTER | CIVIC CENTER | 8:45 | 12:00 | 3.25 | \$95.03 | 5-10-0011-2720-211-3301-0515 |
| 3/14/2015 | UHS | NEVADA HS | 6:15 | 15:20 | 9.08 | \$265.60 | Speech |
| 3/23/2015 | JENSEN | CIVIC CENTER | 8:45 | 12:00 | 3.25 | \$95.03 | 5-10-1418-2720-101-1924-0515 |
| 3/23/2015 | UCSD | CIVIC CENTER | | | | \$98.31 | detail not found |
| 3/23/2015 | ROLLING GREEN | 4027 139th | 13:00 | 14:30 | 2.00 | \$48.42 | 5-65-0011-1000-101-9136-0618 |
| 3/24/2015 | ROLLING GREEN | CIVIC CENTER | 8:45 | 13:20 | 4.58 | \$134.02 | 5-65-0011-1000-101-9136-0618 |
| 3/24/2015 | WEBSTER | CIVIC CENTER | 11:00 | 14:30 | 3.50 | \$102.34 | 5-10-1455-2720-101-1924-0515 |
| 3/24/2015 | WEBSTER | CIVIC CENTER | 11:00 | 14:30 | 3.50 | \$102.34 | 5-10-1455-2720-101-1924-0515 |
| 3/25/2015 | ROLLING GREEN | 139TH&TIMBERLINE | 13:00 | 14:25 | 2.00 | \$48.42 | 5-65-0011-1000-101-9136-0618 |
| 3/26/2015 | UHS | CULTURAL ISSUES | 12:30 | 14:30 | 2.00 | \$48.42 | 5-10-3109-1000-101-0000-0612 |
| 3/26/2015 | UHS | CULTURAL ISSUES | 12:30 | 14:30 | 2.00 | \$48.42 | 5-10-3109-1000-101-0000-0612 |
| 3/27/2015 | WEBSTER | COURAGE LEAGUE | 9:00 | 13:50 | 4.83 | \$141.33 | 5-10-0011-2720-217-3303-0515 |
| 3/27/2015 | WEBSTER | COURAGE LEAGUE | 9:00 | 13:50 | 4.83 | \$141.33 | 5-10-0011-2720-217-3303-0515 |
| 3/28/2015 | UHS | SIMPSON COLLEGE | 9:30 | 18:00 | 8.50 | \$248.54 | JV/VAR G Track |
| 3/30/2015 | UHS | UHS TRACK SHUTTLE | 15:00 | 18:25 | 3.42 | \$99.90 | Field Events Shuttle |
| 3/30/2015 | UHS | WAUKEE STADIUM | 14:45 | 22:15 | 7.50 | \$219.30 | JV/VAR B Track |
| 3/31/2015 | UHS | GRANDVIEW | 8:35 | 14:40 | 6.08 | \$177.88 | |
| 3/31/2015 | UHS | DRAKE | 8:35 | 14:35 | 6.00 | \$175.44 | |
| 3/31/2015 | UHS | DMACC | 8:35 | 15:00 | 6.42 | \$187.62 | |
| 4/1/2015 | UMS | ELEMENTARY TOUR | 7:45 | 15:00 | 7.25 | \$211.99 | Jazz/Show Choir |
| 4/1/2015 | UMS | ELEMENTARY TOUR | 7:45 | 15:00 | 7.25 | \$211.99 | Jazz/Show Choir |
| 4/1/2015 | UMS | ELEMENTARY TOUR | 7:45 | 15:00 | 7.25 | \$211.99 | Jazz/Show Choir |
| 4/1/2015 | UHS | GREEK ORTHODOX | 11:15 | 13:25 | 2.17 | \$63.35 | 5-10-3109-1000-101-0000-0612 |
| 4/1/2015 | UHS | GREEK ORTHODOX | 12:30 | 14:15 | 2.00 | \$48.42 | 5-10-3109-1000-101-0000-0612 |
| 4/2/2015 | All Elem. | Drake stadium | 14:45 | 16:30 | 2.00 | \$48.42 | Elem |
| 4/2/2015 | UHS | Southeast Polk | 13:45 | 20:15 | 6.50 | \$190.06 | JV/VAR B Tennis |
| 4/2/2015 | UHS | Northview MS | 14:15 | 21:45 | 7.50 | \$219.30 | JV/VAR G Track |
| 4/2/2015 | UMS | DC-G | 15:00 | 20:30 | 5.50 | \$160.82 | 7/8 G Track |
| 4/2/2015 | UMS | DC-G | 15:00 | 20:30 | 5.50 | \$160.82 | 7/8 G Track |
| 4/2/2015 | UMS | DC-G | 15:00 | 20:30 | 5.50 | \$160.82 | 7/8 G Track |
| 4/2/2015 | UMS | Johnston HS | 14:30 | 21:05 | 6.58 | \$192.50 | 7/8 B Track |
| 4/2/2015 | UMS | Johnston HS | 14:30 | 21:05 | 6.58 | \$192.50 | 7/8 B Track |
| 4/2/2015 | UMS | Johnston HS | 14:30 | 21:05 | 6.58 | \$192.50 | 7/8 B Track |
| 4/2/2015 | UHS | GREEK ORTHODOX | 12:30 | 14:00 | 2.00 | \$48.42 | 5-10-3109-1000-101-0000-0612 |
| 4/4/2015 | UHS | DC-G | 8:15 | 12:40 | 4.42 | \$129.14 | Var G Soccer |
| 4/6/2015 | UHS | Valley HS | 14:00 | 19:50 | 5.83 | \$170.57 | 9/JV B Track |
| 4/6/2015 | UHS | UMS | 16:15 | 18:30 | 2.25 | \$65.79 | Field Events |
| 4/6/2015 | UHS | Webster | 9:45 | 11:30 | 2.00 | \$48.42 | J-Hawk Foundations |
| 4/6/2015 | UMS | Simpson | 14:30 | 22:00 | 7.50 | \$219.30 | 7/8 G Track |
| 4/6/2015 | UMS | Simpson | 14:30 | 22:00 | 7.50 | \$219.30 | 7/8 G Track |
| 4/6/2015 | UMS | Simpson | 14:30 | 22:00 | 7.50 | \$219.30 | 7/8 G Track |
| 4/7/2015 | UHS | Indianola MS | 8:00 | 14:05 | 6.08 | \$177.88 | Special Olympics |
| 4/9/2015 | UHS | Marshalltown HS | 14:15 | 21:15 | 7.00 | \$204.68 | 9th Girls Soccer |
| 4/9/2015 | UHS | Marshalltown HS | 16:00 | 22:50 | 6.83 | \$199.81 | Varsity Girls Soccer |
| 4/9/2015 | UHS | Great Ape Trust | 10:35 | 14:15 | 3.67 | \$107.21 | 5-10-3109-1000-115-0000-0612 |
| 4/10/2015 | UHS | Northview MS | 15:45 | 22:30 | 6.75 | \$197.37 | JV/V Boys Soccer |
| 4/10/2015 | UHS | Norwalk HS | 14:30 | 19:45 | 5.25 | \$153.51 | JV/V Girls Tennis |
| 4/10/2015 | UHS | Northview MS | 14:45 | 19:00 | 4.25 | \$124.27 | 9th Boys Soccer |
| 4/10/2015 | UMS | Norwalk HS | 14:00 | 21:00 | 7.00 | \$204.68 | 7th Boys Track |
| 4/10/2015 | Olmsted | Springbrook | 8:30 | 17:35 | 9.08 | \$265.60 | 5-91-1436-0000-950-8230-8499 |
| 4/13/2015 | UHS | PRAIRIE RIDGE COMPLEX | 14:00 | 19:55 | 5.92 | \$173.00 | JV/V Boys Tennis |
| 4/13/2015 | UHS | WAUKEE | 15:00 | 21:15 | 6.25 | \$182.75 | 9th Boys Track |
| 4/13/2015 | UMS | DC-G STADIUM | 15:00 | 20:10 | 5.17 | \$151.07 | 7th Boys Track |
| 4/13/2015 | JENSEN | CAP/HIST/HALL OF PRIDE | 8:45 | 15:05 | 6.33 | \$185.19 | 5-10-1418-0000-000-1920-1920 |
| 4/14/2015 | UHS | COPPER CREEK | 13:15 | 19:50 | 6.58 | \$192.50 | JV/V Girls Golf |
| 4/14/2015 | UHS | EAST HS | 14:30 | 20:10 | 5.67 | \$165.69 | JV/V Girls Track |
| 4/14/2015 | UHS | WAUKEE | 14:15 | 19:40 | 5.42 | \$158.38 | JV/V Girls Tennis |
| 4/14/2015 | UMS | UHS-UMS | 15:00 | 19:30 | 4.50 | \$131.58 | UHS Track Shuttle |
| 4/16/2015 | UHS | Marshalltown HS | 13:45 | 20:05 | 6.33 | \$185.19 | JV/V Girls Tennis |
| 4/16/2015 | UHS | UHS-UMS | 15:00 | 19:45 | 4.75 | \$138.89 | UHS Track Shuttle |
| 4/16/2015 | UMS | Simpson College | 14:30 | 21:45 | 7.25 | \$211.99 | 7th Girls Track |
| 4/16/2015 | UMS | Simpson College | 14:30 | 21:45 | 7.25 | \$211.99 | 7th Girls Track |
| 4/17/2015 | UHS | WAUKEE | 17:30 | 22:15 | 4.75 | \$138.89 | V Girls Soccer |
| 4/17/2015 | UHS | WAUKEE | 15:00 | 20:15 | 5.25 | \$153.51 | 9/JV G Soccer |
| 4/17/2015 | METRO WEST | VARIOUS LOCATIONS | 8:45 | 11:45 | 3.00 | \$87.72 | 5-10-3900-2720-000-0000-515 |
| 4/17/2015 | METRO WEST | VARIOUS LOCATIONS | 12:00 | 14:45 | 2.75 | \$80.41 | 5-10-3900-2720-000-0000-515 |

| Date | Origin | Destination | Start Time | End Time | Total Hours | Total Cost | Group |
|-----------|------------------|-----------------------|------------|----------|-------------|------------|------------------------------|
| 4/20/2015 | UHS | Valley HS | 14:00 | 19:45 | 5.75 | \$168.13 | JV Boy's Track |
| 4/20/2015 | UHS | Dowling | 13:45 | 21:00 | 7.25 | \$211.99 | JV/VAR G Track |
| 4/20/2015 | UMS | Simpson College | 14:30 | 21:30 | 7.00 | \$204.68 | 7/8 Gr Boy's Track |
| 4/20/2015 | UMS | Simpson College | 14:30 | 21:20 | 6.83 | \$199.81 | 7/8 Gr Boy's Track |
| 4/20/2015 | Olmsted | Botanical Center | 11:30 | 14:30 | 3.00 | \$87.72 | 5-62-0011-2720-840-9901-0515 |
| 4/21/2015 | UHS | Norwalk HS | 15:45 | 21:40 | 5.92 | \$173.00 | JV/V Girls Soccer |
| 4/21/2015 | UMS | Grand Blue Mile | 16:15 | 19:45 | 3.50 | \$102.34 | 6th Gr Running Club |
| 4/23/2015 | UMS | Johnston HS | 15:00 | 20:45 | 5.75 | \$168.13 | 7/8 B Track |
| 4/23/2015 | UMS | Johnston HS | 15:00 | 20:45 | 5.75 | \$168.13 | 7/8 B Track |
| 4/23/2015 | UMS | Track | 7:30 | 13:00 | 5.50 | \$160.82 | Phy-Ed |
| 4/23/2015 | UMS | Track | 7:30 | 13:00 | 5.50 | \$160.82 | Phy-Ed |
| 4/23/2015 | Karen Acres | Hall Of Pride/Capitol | 8:45 | 14:40 | 5.92 | \$173.00 | 5-10-1427-0000-000-1920-1920 |
| 4/24/2015 | UMS | Track | 7:30 | 13:00 | 5.50 | \$160.82 | Phy-Ed |
| 4/24/2015 | UMS | Track | 7:30 | 13:00 | 5.50 | \$160.82 | Phy-Ed |
| 4/24/2015 | Webster/Olmsted | Picket Fence Creamery | 10:45 | 14:20 | 3.58 | \$104.78 | 5-10-0011-2720-217-3303-0515 |
| 4/24/2015 | Webster/Olmsted | Picket Fence Creamery | 10:45 | 14:20 | 3.58 | \$104.78 | 5-10-0011-2720-217-3303-0515 |
| 4/27/2015 | UMS | Norwalk HS | 14:15 | 21:30 | 7.25 | \$211.99 | 7/8 B Track |
| 4/27/2015 | UMS | Norwalk HS | 14:45 | 21:30 | 6.75 | \$197.37 | 7/8 G Track |
| 4/27/2015 | UMS | Valley HS | 14:00 | 19:30 | 5.50 | \$160.82 | 8th B Track |
| 4/28/2015 | UHS | Blank Golf Course | 13:45 | 19:55 | 6.17 | \$180.31 | JV/V G Golf |
| 4/28/2015 | UHS | SEP HS | 15:45 | 22:25 | 6.67 | \$194.93 | JV/V B Soccer |
| 4/28/2015 | UHS | SEP HS | 14:45 | 19:05 | 4.33 | \$126.71 | 9th B Soccer |
| 4/28/2015 | Olmsted | Jester Park | 9:00 | 14:30 | 5.50 | \$160.82 | 5-10-1436-1000-101-1920-0612 |
| 4/29/2015 | Olmsted | Botanical Center | 9:00 | 12:15 | 3.25 | \$95.03 | 5-10-1436-1000-101-0000-0612 |
| 4/29/2015 | Olmsted | HY VEE HALL | 9:00 | 12:50 | 3.83 | \$112.09 | 5-10-1436-1000-101-1920-0612 |
| 4/29/2015 | Olmsted | HY VEE HALL | 9:00 | 12:50 | 3.83 | \$112.09 | 5-10-1436-1000-101-1920-0612 |
| 4/29/2015 | UHS | SIKH TEMPLE | 11:15 | 14:15 | 3.00 | \$87.72 | 5-10-3109-1000-101-0000-0612 |
| 4/29/2015 | VALERIUS | BLANK PARK ZOO | 8:45 | 14:20 | 5.58 | \$163.26 | 5-10-1448-2720-000-1924-0515 |
| 4/29/2015 | Webster Elem | HY VEE HALL | 9:00 | 12:45 | 3.75 | \$109.65 | 5-10-1455-1000-101-1920-0618 |
| 4/29/2015 | Webster Elem | HY VEE HALL | 9:00 | 12:40 | 3.67 | \$107.21 | 5-10-1455-1000-101-1920-0618 |
| 4/30/2015 | UHS | Dowling | 14:00 | 17:40 | 3.67 | \$107.21 | 9th Gr B Soccer |
| 4/30/2015 | UHS | Grandview GC | 13:45 | 19:05 | 5.33 | \$155.95 | JV/VAR G Golf |
| 4/30/2015 | UHS | Ankeny HS | 14:15 | 19:15 | 5.00 | \$146.20 | JV/VAR G Tennis |
| 4/30/2015 | UHS | UHS Track | 15:00 | 19:45 | 4.75 | \$138.89 | Var G Track/Field Events |
| 4/30/2015 | Jensen | Omaha Zoo | 6:30 | 19:00 | 12.50 | \$365.50 | 5-10-1418-0000-000-1920-1920 |
| 4/30/2015 | UHS | SIKH TEMPLE | 12:45 | 14:05 | 2.00 | \$48.00 | 5-10-3109-1000-101-0000-0612 |
| 5/1/2015 | UHS | TRACK SHUTTLE | 15:00 | 18:50 | 3.83 | \$112.09 | Field Events |
| 5/1/2015 | OLMSTED | UMS | 13:00 | 14:45 | 2.00 | \$48.42 | 5th Gr Visits |
| 5/1/2015 | UHS | ST JOHNS CHURCH | 9:00 | 14:05 | 5.08 | \$148.64 | Vocal Music |
| 5/1/2015 | ROLLING GREEN | CHILD SERVE | 8:45 | 11:25 | 2.67 | \$77.97 | PTO |
| 5/2/2015 | ALL ELEMENTARIES | SHUTTLE FIELD EVENTS | 9:00 | 12:00 | 3.00 | \$87.72 | Field Events |
| 5/4/2015 | UMS | UMS PE | 7:30 | 13:00 | 5.50 | \$160.82 | Phy-Ed |
| 5/5/2015 | ROLLING GREEN | UMS | 13:00 | 14:34 | 2.00 | \$48.42 | 5th Gr Visits |
| 5/5/2015 | UHS | SOUTHWOODS | 14:30 | 19:00 | 4.50 | \$131.58 | JV/V B TENNIS |
| 5/5/2015 | UHS | AMES HS | 15:00 | 20:25 | 5.42 | \$158.38 | V G SOCCER |
| 5/5/2015 | UMS | VALLEY HS | 14:15 | 18:50 | 4.58 | \$134.02 | 8TH G TRACK |
| 5/5/2015 | UMS | UMS PE | 7:30 | 13:00 | 5.50 | \$160.82 | PHY-ED |
| 5/5/2015 | KAREN ACRES | ZOO | 9:00 | 13:00 | 4.00 | \$116.96 | PTO |
| 5/5/2015 | WEBSTER | ZOO | 9:00 | 12:25 | 3.42 | \$99.90 | 5-62-0011-2720-840-9901-0515 |
| 5/5/2015 | WEBSTER | HISTORICAL BLDG | 9:45 | 15:00 | 5.25 | \$153.51 | 5-10-1455-2213-101-1924-0331 |
| 5/5/2015 | WEBSTER | HISTORICAL BLDG | 9:45 | 15:00 | 5.25 | \$153.51 | 4-10-1455-2720-101-1924-0515 |
| 5/7/2015 | UHS | WAUKEE HS | 13:15 | 21:50 | 8.58 | \$250.98 | JV/VAR G TRACK |
| 5/7/2015 | UHS | AMES HS | 12:35 | 20:45 | 8.17 | \$238.79 | JV/VAR G TENNIS |
| 5/7/2015 | UHS | COWNIE SOCCER | 15:00 | 20:15 | 5.25 | \$153.51 | 9TH/JV B SOCCER |
| 5/7/2015 | UMS | DC-G | 15:00 | 21:10 | 6.17 | \$180.31 | 7/8TH GR TRACK |
| 5/7/2015 | UMS | DC-G | 15:00 | 21:10 | 6.17 | \$180.31 | 7/8TH GR TRACK |
| 5/7/2015 | UMS | JOHNSTON | 14:45 | 20:15 | 5.50 | \$160.82 | 7TH GR TRACK |
| 5/7/2015 | UMS | JOHNSTON | 14:45 | 20:15 | 5.50 | \$160.82 | 7TH GR TRACK |
| 5/7/2015 | UMS | WALKER JOHNSTON | 7:30 | 10:30 | 3.00 | \$87.72 | Phy-Ed |
| 5/7/2015 | KAREN ACRES | LIVING HISTORY FARMS | 9:00 | 14:10 | 5.17 | \$151.07 | PTO |
| 5/7/2015 | ROLLING GREEN | LIVING HISTORY FARMS | 9:10 | 14:00 | 4.83 | \$141.33 | PTO |
| 5/7/2015 | ROLLING GREEN | BLANK PARK ZOO | 9:00 | 14:05 | 5.08 | \$148.64 | 5-62-0011-2720-840-9901-0515 |
| 5/7/2015 | WEBSTER | LIVING HISTORY FARMS | 10:30 | 14:30 | 4.00 | \$116.96 | 4-10-1455-2720-101-1924-0515 |
| 5/7/2015 | WEBSTER | LIVING HISTORY FARMS | 10:30 | 14:30 | 4.00 | \$116.96 | 4-10-1455-2720-101-1924-0515 |
| 5/8/2015 | UHS | ADEL | 15:00 | 21:00 | 6.00 | \$175.44 | 9th JV B Track |
| 5/8/2015 | UHS | MARSHALLTOWN | 13:30 | 22:40 | 9.17 | \$268.03 | JV/VAR B Track |
| 5/8/2015 | UHS | MARSHALLTOWN | 13:30 | 22:40 | 9.17 | \$268.03 | JV/VAR B Track |
| 5/8/2015 | UMS | WALKER JOHNSTON | 7:30 | 13:00 | 5.50 | \$160.82 | Phy-Ed |
| 5/8/2015 | JENSEN | BIZ TOWN | 8:50 | 14:30 | 5.67 | \$165.69 | |

| Date | Origin | Destination | Start Time | End Time | Total Hours | Total Cost | Group |
|-----------|---------------|---------------------------|------------|----------|-------------|------------|------------------------------|
| 5/8/2015 | OLMSTED | BIZ TOWN | 8:50 | 14:30 | 5.67 | \$165.69 | PTO |
| 5/8/2015 | UHS | SE POLK | 7:00 | 16:05 | 9.08 | \$265.60 | 5-10-3109-1000-370-0000-0612 |
| 5/8/2015 | WEBSTER | BLANK PARK ZOO | 9:45 | 14:30 | 4.75 | \$138.89 | 4-10-1455-2720-101-1924-0515 |
| 5/8/2015 | WEBSTER | BLANK PARK ZOO | 9:45 | 14:30 | 4.75 | \$138.89 | 4-10-1455-2720-101-1924-0515 |
| 5/8/2015 | WEBSTER | OMAHA ZOO | 6:30 | 18:10 | 11.67 | \$341.13 | PTO |
| 5/8/2015 | WEBSTER | OMAHA ZOO | 6:30 | 18:10 | 11.67 | \$341.13 | PTO |
| 5/9/2015 | UHS | JOHNSTON | 7:15 | 16:15 | 9.00 | \$263.16 | UHS Band |
| 5/9/2015 | UHS | JOHNSTON | 7:15 | 16:15 | 9.00 | \$263.16 | UHS Band |
| 5/9/2015 | UHS | JOHNSTON | 7:15 | 16:15 | 9.00 | \$263.16 | UHS Band |
| 5/9/2015 | UHS | JOHNSTON | 7:15 | 16:15 | 9.00 | \$263.16 | UHS Band |
| 5/11/2015 | UMS | WALKER JOHNSTON | 7:30 | 13:00 | 5.50 | \$160.82 | Phy-Ed |
| 5/11/2015 | UMS | PAC | 7:30 | 10:45 | 3.25 | \$95.03 | 7th Gr Chorus |
| 5/11/2015 | UMS | PAC | 7:30 | 10:45 | 3.25 | \$95.03 | 7th Gr Chorus |
| 5/11/2015 | VALERIUS | UMS | 12:45 | 14:35 | 2.00 | \$48.42 | 5th Gr Visits |
| 5/11/2015 | UHS | CAPITOL/LIVING HISTORY | 8:30 | 15:05 | 6.58 | \$192.50 | 5-10-3109-1000-101-0000-0612 |
| 5/12/2015 | UHS | ANKENY HS | 15:00 | 19:00 | 4.00 | \$116.96 | 9TH G SOCCER |
| 5/12/2015 | UHS | ANKENY HS | 16:00 | 22:15 | 6.25 | \$182.75 | JV/V G SOCCER |
| 5/12/2015 | UMS | PAC | 7:30 | 10:45 | 3.25 | \$95.03 | 8th GR CHORUS |
| 5/12/2015 | UMS | PAC | 7:30 | 10:45 | 3.25 | \$95.03 | 8th GR CHORUS |
| 5/12/2015 | UMS | UMS PE | 7:30 | 13:00 | 5.50 | \$160.82 | PHY-ED |
| 5/12/2015 | VALERIUS | CAPITOL/LIVING HISTORY | 8:45 | 14:20 | 5.58 | \$163.26 | 5-10-1448-2720-000-1924-0515 |
| 5/13/2015 | UMS | UMS PE | 7:30 | 13:00 | 5.50 | \$160.82 | PHY-ED |
| 5/13/2015 | WEBSTER | UMS | 12:45 | 14:50 | 2.08 | \$60.92 | 5th Gr Visits |
| 5/13/2015 | WEBSTER | UMS | 12:45 | 14:50 | 2.08 | \$60.92 | 5th Gr Visits |
| 5/13/2015 | KAREN ACRES | LA JAMES | 15:45 | 17:25 | 2.00 | \$48.42 | |
| 5/13/2015 | UMS | HAMILTONS | 7:55 | 10:45 | 2.83 | \$82.85 | |
| 5/14/2015 | KAREN ACRES | UMS | 12:50 | 14:40 | 2.00 | \$48.42 | 5th Gr Visits |
| 5/14/2015 | UMS | TRACK SHUTTLE | 14:15 | 19:00 | 4.75 | \$138.89 | Field Events |
| 5/14/2015 | VALERIUS | DMACC | 8:30 | 14:50 | 6.33 | \$185.19 | |
| 5/15/2015 | JENSEN | UMS | 12:50 | 14:50 | 2.00 | \$48.42 | 5th Gr Visits |
| 5/15/2015 | UHS | VALLEY STADIUM | 15:00 | 18:55 | 3.92 | \$114.52 | 9TH GR SOCCER |
| 5/15/2015 | UMS | WALKER JOHNSTON | 7:30 | 13:00 | 5.50 | \$160.82 | Phy-Ed |
| 5/15/2015 | KAREN ACRES | OMAHA ZOO | 7:00 | 17:30 | 10.50 | \$307.02 | PTO |
| 5/15/2015 | KAREN ACRES | BLANK PARK ZOO | 9:00 | 14:25 | 5.42 | \$158.38 | PTO |
| 5/15/2015 | OLMSTED | NURSING HOMES | 9:25 | 12:00 | 2.58 | \$75.54 | 15005564 |
| 5/15/2015 | OLMSTED/WEB | LIVING HISTORY FARMS | 9:00 | 14:55 | 5.92 | \$173.00 | Spec. Ed Funds |
| 5/15/2015 | OLMSTED/WEB | LIVING HISTORY FARMS | 9:00 | 14:55 | 5.92 | \$173.00 | Spec. Ed Funds |
| 5/18/2015 | UHS | Copper Creek | 8:15 | 16:20 | 8.08 | \$236.36 | Var G Golf |
| 5/18/2015 | UHS | DC-G | 16:15 | 22:00 | 5.75 | \$168.13 | JV/VAR G Soccer |
| 5/18/2015 | UHS | DC-G | 15:00 | 18:50 | 3.83 | \$112.09 | 9th Gr G Soccer |
| 5/18/2015 | UMS | WALKER JOHNSTON | 7:30 | 13:00 | 5.50 | \$160.82 | Phy-Ed |
| 5/19/2015 | UMS | UMS PE | 9:15 | 15:05 | 5.83 | \$170.57 | Phy-Ed |
| 5/19/2015 | UMS | PAC | 9:05 | 11:35 | 2.50 | \$73.10 | Chorus |
| 5/19/2015 | UMS | PAC | 9:05 | 11:35 | 2.50 | \$73.10 | Chorus |
| 5/19/2015 | UMS | PAC | 9:05 | 11:35 | 2.50 | \$73.10 | Chorus |
| 5/19/2015 | OLMSTED | LIVING HISTORY FARMS | 9:45 | 14:15 | 4.50 | \$131.58 | 5-91-1436-0000-950-8230-8499 |
| 5/19/2015 | VALERIUS | LIVING HISTORY FARMS | 8:30 | 12:00 | 3.50 | \$102.34 | PTO |
| 5/20/2015 | UMS | UMS PE | 9:00 | 14:30 | 5.50 | \$160.82 | Phy-Ed |
| 5/20/2015 | UMS | UMS PE | 9:00 | 14:30 | 5.50 | \$160.82 | Phy-Ed |
| 5/20/2015 | VALERIUS | ZOO | 8:30 | 12:30 | 4.00 | \$116.96 | 5-10-1448-2720-000-1924-0515 |
| 5/20/2015 | VALERIUS | BRENTON | 9:00 | 13:55 | 4.92 | \$143.76 | 5-10-1448-2720-000-1924-0515 |
| 5/21/2015 | UHS | Drake Stadium | 13:15 | 20:55 | 7.67 | \$224.17 | Var B Track |
| 5/21/2015 | UMS | PAC | 9:00 | 11:30 | 2.50 | \$73.10 | Chorus |
| 5/21/2015 | UMS | PAC | 9:00 | 11:30 | 2.50 | \$73.10 | Chorus |
| 5/21/2015 | UMS | PAC | 9:00 | 11:30 | 2.50 | \$73.10 | Chorus |
| 5/21/2015 | UMS | Urbandale Pool | 7:30 | 13:00 | 5.50 | \$160.82 | Phy-Ed |
| 5/21/2015 | UMS | Urbandale Pool | 7:30 | 13:00 | 5.50 | \$160.82 | Phy-Ed |
| 5/21/2015 | JENSEN | Skate North | 12:15 | 15:20 | 3.08 | \$90.16 | PTO |
| 5/21/2015 | JENSEN | Skate North | 12:15 | 15:20 | 3.08 | \$90.16 | PTO |
| 5/21/2015 | JENSEN | Temple Of Performing Arts | 9:00 | 11:50 | 2.83 | \$82.85 | Connecting Kids To Culture |
| 5/21/2015 | JENSEN | Temple Of Performing Arts | 9:00 | 11:50 | 2.83 | \$82.85 | Connecting Kids To Culture |
| 5/21/2015 | KAREN ACRES | Springbrook | 8:45 | 11:50 | 3.08 | \$90.16 | PTO |
| 5/22/2015 | UHS | Drake Stadium | 13:15 | 20:55 | 7.67 | \$224.17 | Var B Track |
| 5/22/2015 | UHS | PERRY FIELD | 16:30 | 22:30 | 6.00 | \$175.44 | Var Softball |
| 5/22/2015 | KAREN ACRES | Springbrook | 10:00 | 13:35 | 3.58 | \$104.78 | PTO |
| 5/22/2015 | OLMSTED | ZOO | 8:45 | 14:45 | 6.00 | \$175.44 | 5-91-1436-0000-950-8230-8499 |
| 5/22/2015 | OLMSTED | ZOO | 8:45 | 14:45 | 6.00 | \$175.44 | 5-91-1436-0000-950-8230-8499 |
| 5/22/2015 | ROLLING GREEN | LIBRARY | 9:00 | 11:15 | 2.25 | \$65.79 | PTO |
| 5/22/2015 | ROLLING GREEN | LIBRARY | 13:00 | 14:45 | 2.00 | \$48.42 | PTO |

| Date | Origin | Destination | Start Time | End Time | Total Hours | Total Cost | Group |
|---------------------------------|------------|---------------------------|------------|----------|-------------|----------------------------|------------------------------|
| 5/22/2015 | UHS | STEPHENS AUDITORIUM | 8:15 | 15:00 | 6.75 | \$197.37 | PTO |
| 5/22/2015 | VALERIUS | ZOO | 8:45 | 14:45 | 6.00 | \$175.44 | 5-10-1448-2720-000-1924-0515 |
| 5/22/2015 | WEBSTER | ZOO | 9:00 | 14:45 | 5.75 | \$168.13 | Spec. Ed Funds |
| 5/22/2015 | WEBSTER | Temple Of Performing Arts | 9:00 | 12:00 | 3.00 | \$87.72 | 5-10-1455-2720-000-1924-0515 |
| 5/22/2015 | WEBSTER | Temple Of Performing Arts | 9:00 | 12:00 | 3.00 | \$87.72 | 5-10-1455-2720-000-1924-0515 |
| 5/23/2015 | UHS | COUNCIL BLUFFS | 6:00 | 19:15 | 13.25 | \$387.43 | 9/JV G Soccer |
| 5/26/2015 | UHS | Knapp Center | 17:15 | 21:30 | 4.25 | \$124.27 | Band |
| 5/26/2015 | UHS | Knapp Center | 17:15 | 18:55 | 2.00 | \$48.42 | Soccer Team To Commencement |
| 5/26/2015 | JENSEN | Springbrook | 7:00 | 18:45 | 11.75 | \$343.57 | PTO |
| 5/27/2015 | METRO WEST | BIG CREEK | 9:15 | 14:25 | 5.17 | \$151.07 | |
| 5/28/2015 | UHS | VALLEY STADIUM | 15:15 | 19:45 | 4.50 | \$131.58 | Var B Soccer |
| 5/29/2015 | UHS | DC-G | 15:15 | 23:00 | 7.75 | \$226.61 | VAR BB |
| 1 year to date 5/30/2015 | | | | | | <u>\$103,556.20</u> | |

MEMORANDUM

DATE: June 12, 2015

TO: BOARD OF DIRECTORS

FROM: SHELLY CLIFFORD, CFO

SUBJECT: REVIEW OF SPECIAL EDUCATION EXPENSES

Dear Board Members,

In response to the significant increase in salary and benefit expenses reported on the 2014 Special Education Supplement (SES) to the District's Certified Annual Report (CAR), a review of expenses was conducted and I now submit the findings.

In the fall of 2014, Shelly Clifford, Chief Financial Officer, Jason Volmer, Special Education Coordinator, and Maggie Lichtenberg, Human Resources Manager, worked together to verify costs. Mr. Volmer and Ms. Clifford that all teacher labor expended to Special Education was correct. Mr. Volmer and Ms. Lichtenberg verified that all teacher associates listed on the expense reports were working in special education. While they found that a couple employees were expended to the wrong level (ie: were coded to Level I, and should be Level II) all were verified to be Special Education expenses.

The increase of over \$560,000 in teacher/prof category was verified to be a combination of additional teachers for Early Childhood programs, behavior analysts hired for 2014, and long term subs. No expenses were found to be in error, except that certain labor expenses of extended year programming during the summer was expended to FY14 but should have been accrued as payable in FY13.

Ms. Clifford submitted several reports to the Board of Directors showing comparisons of labor costs for the month of October for 4 fiscal years. The one-month increases multiplied to annualize costs suggest that the SES reporting is correct, as is shown in the comparison document attached. After Mr. Volmer spoke to the Board of Directors about the special education programming in the spring of 2015, and the Directors reviewed reports, questions still remained as to the accuracy of special education teacher associate expenses, which increased by over \$300,000 between FY13 and FY14. Shelly Clifford, CFO reviewed teacher associate expenses and provides this summary of findings:

Veritime timesheet system shows 104 associates using the system in FY13 and 202 users in FY14. The system shows total paid time of 82,066 hours in FY13 and 136,193 in FY14. Accounting records for the month of October show that in 134 associates were paid in FY13 and 168 were paid in FY14. Reports are attached showing detail. Using conservative numbers we can estimate that 34 additional associates working 4 hours per day (conservative average) for 180 days would cost in excess of \$300,000. In addition, a review of several monthly payroll files show dozens of timesheets for substitutes for special education associates that are inputted manually and not recorded in the Veritime system.

My internal review indicates that the SES expenses reported are correct in total, and that the only error found was that a small portion of costs were expended to FY14 that should have been FY13.

sc

Urbandale Special Education Payroll Expenses
 One Month (October) Comparison by Fiscal Year

| Account Code | Description | October | | October | | October | | October | |
|--|----------------------|----------------------|----------------------|----------------------|----------------------|----------------|----------------|----------------|----------------|
| | | FY15 | | FY14 | | FY13 | | FY12 | |
| | | District Total | District Total | District Total | District Total | District Total | District Total | District Total | District Total |
| Level I | | | | | | | | | |
| 211.3301.0101 | para educator | \$ 81,081.39 | \$ 69,036.77 | \$ 27,162.26 | \$ 44,885.53 | | | | |
| 211.3301.0121 | teacher/professional | 117,906.82 | 103,648.52 | 104,346.20 | 98,940.59 | | | | |
| 211.3301.0211 | life ins | 121.82 | 103.42 | 113.03 | 127.10 | | | | |
| 211.3301.0213 | long term disb ins | 67.37 | 59.40 | 67.50 | 69.04 | | | | |
| 211.3301.0220 | fica | 13,816.45 | 12,065.59 | 9,233.65 | 10,030.14 | | | | |
| 211.3301.0231 | ipers | 16,647.54 | 14,511.72 | 10,580.44 | 10,812.44 | | | | |
| Subtotal Level I | | \$ 229,641.39 | \$ 199,425.42 | \$ 151,503.08 | \$ 164,864.84 | | | | |
| Level II | | | | | | | | | |
| 214.3302.0101 | para educator | \$ 79,479.80 | \$ 77,946.70 | \$ 84,692.34 | \$ 43,948.89 | | | | |
| 214.3302.0121 | teacher/professional | 43,290.14 | 43,789.67 | 44,408.75 | 47,251.57 | | | | |
| 214.3302.0211 | life ins | 47.02 | 49.28 | 54.22 | 61.10 | | | | |
| 214.3302.0213 | long term disb ins | 29.64 | 32.40 | 33.68 | 37.50 | | | | |
| 214.3302.0220 | fica | 8,832.70 | 8,707.62 | 9,354.60 | 6,410.27 | | | | |
| 214.3302.0231 | ipers | 10,443.19 | 10,331.20 | 10,745.56 | 6,871.65 | | | | |
| Subtotal Level II | | \$ 142,122.49 | \$ 140,856.87 | \$ 149,289.15 | \$ 104,580.98 | | | | |
| Level III | | | | | | | | | |
| 217.3303.0101 | para educator | \$ 63,537.98 | \$ 55,859.71 | \$ 48,784.28 | \$ 31,304.67 | | | | |
| 217.3303.0121 | teacher/professional | 43,955.50 | 25,472.85 | 16,215.57 | 15,647.57 | | | | |
| 217.3303.0211 | life ins | 58.00 | 41.53 | 36.99 | 35.75 | | | | |
| 217.3303.0213 | long term disb ins | 50.62 | 37.80 | 25.50 | 21.00 | | | | |
| 217.3303.0220 | fica | 7,411.77 | 5,300.83 | 4,357.15 | 3,162.93 | | | | |
| 217.3303.0231 | ipers | 8,977.70 | 6,557.12 | 5,131.99 | 3,418.29 | | | | |
| Subtotal Level III | | \$ 123,991.57 | \$ 93,269.84 | \$ 74,551.48 | \$ 53,590.21 | | | | |
| ECSE Level II | | | | | | | | | |
| 234.3302.0101 | para educator | \$ 54,537.99 | \$ 41,616.91 | \$ 19,193.36 | \$ 11,646.61 | | | | |
| 234.3302.0121 | teacher/professional | 8,914.83 | 25,033.56 | 7,829.50 | 7,787.08 | | | | |
| 234.3302.0211 | life ins | 12.90 | 28.78 | 18.52 | 17.19 | | | | |
| 234.3302.0213 | long term disb ins | 10.80 | 24.30 | 12.59 | 12.00 | | | | |
| 234.3302.0220 | fica | 4,681.21 | 4,573.43 | 1,829.79 | 1,258.90 | | | | |
| 234.3302.0231 | ipers | 5,518.68 | 5,578.44 | 2,158.69 | 1,347.89 | | | | |
| Subtotal ECSE Level II | | \$ 73,676.41 | \$ 76,855.42 | \$ 31,042.45 | \$ 22,069.67 | | | | |
| Total Sal/bene for Oct by Fiscal Year | | \$ 569,431.86 | \$ 510,407.55 | \$ 406,386.16 | \$ 345,105.70 | | | | |
| monthly increase over PY | | \$ 59,024.31 | \$ 104,021.39 | \$ 61,280.46 | | | | | |
| Average number of months for payrolls | | 10 | 10 | 10 | | | | | |
| Est. sal/bene increase over PY | | \$ 590,243.10 | \$ 1,040,213.90 | \$ 612,804.60 | | | | | |
| Spec Educ Report - actual increase over PY | | TBD | \$ 1,019,487.00 | \$ 676,315.00 | | | | | |

**Urbandale CSD - Special Education
Expense Comparison by Fiscal Year - Sort by Object
February, 2015**

| Account Code | Account Description | | | | | FY 11 YTD | FY 12 YTD | FY 13 YTD | FY 14 YTD |
|----------------------------|---|--|--|--|--|------------------------|------------------------|------------------------|------------------------|
| 10 0011 1000 211 3301 0101 | Dist Wide Instruction Level I Level I Paraeducator salary | | | | | \$ 318,938.90 | \$ 347,357.18 | \$ 293,636.80 | \$ 475,839.03 |
| 10 3900 1000 211 3301 0101 | Metro W Instruction Level I Level I Paraeducator salary | | | | | \$ 10,188.81 | \$ 9,005.59 | \$ 23,344.85 | \$ 76,419.71 |
| 10 0011 1000 214 3302 0101 | Dist Wide Instruction Level II Level II Paraeducator salary | | | | | \$ 214,509.46 | \$ 407,363.27 | \$ 712,350.37 | \$ 642,216.99 |
| 10 0011 1000 217 3303 0101 | Dist Wide Instruction Level III Level III Paraeducator salary | | | | | \$ 346,309.55 | \$ 323,438.67 | \$ 376,021.74 | \$ 406,483.29 |
| 10 0011 1000 234 3302 0101 | Dist Wide Instruction Level II ECSE Level II ECSE Paraeducator salary | | | | | \$ 163,939.78 | \$ 94,435.11 | \$ 203,333.73 | \$ 331,920.74 |
| | Subtotal - paras | | | | | \$ 1,053,886.50 | \$ 1,181,599.82 | \$ 1,608,687.49 | \$ 1,932,879.76 |
| | | | | | | | | | |
| 10 0011 1000 211 3301 0121 | Dist Wide Instruction Level I Level I Tchr/Prof salary | | | | | \$ 1,079,537.29 | \$ 1,191,349.39 | \$ 1,236,255.28 | \$ 1,331,315.00 |
| 10 3900 1000 211 3301 0121 | Metro W Instruction Level I Level I Tchr/Prof salary | | | | | | | \$ 35,072.93 | \$ 61,524.00 |
| 10 0011 1000 214 3302 0121 | Dist Wide Instruction Level II Level II Tchr/Prof salary | | | | | \$ 388,417.11 | \$ 570,062.59 | \$ 524,066.12 | \$ 567,664.85 |
| 10 0011 1000 217 3303 0121 | Dist Wide Instruction Level III Level III Tchr/Prof salary | | | | | \$ 205,894.54 | \$ 133,920.87 | \$ 188,029.48 | \$ 363,955.67 |
| 10 0011 1000 234 3302 0121 | Dist Wide Instruction Level II ECSE Level II ECSE Tchr/Prof salary | | | | | \$ 202,306.00 | \$ 93,617.50 | \$ 124,385.45 | \$ 290,053.69 |
| 10 0011 1000 211 3301 0122 | Dist Wide Instruction Level I Level I Teacher Substitute | | | | | \$ 31,237.50 | \$ 15,963.00 | \$ 32,235.00 | \$ 37,012.50 |
| 10 3900 1000 211 3301 0122 | Metro W Instruction Level I Level I Teacher Substitute | | | | | | | \$ 420.00 | \$ - |
| 10 0011 1000 214 3302 0122 | Dist Wide Instruction Level II Level II Teacher Substitute | | | | | \$ 7,612.50 | \$ 7,402.50 | \$ 12,127.50 | \$ 43,627.50 |
| 10 0011 1000 217 3303 0122 | Dist Wide Instruction Level III Level III Teacher Substitute | | | | | \$ 5,145.00 | \$ 2,782.50 | \$ 7,717.50 | \$ 19,687.50 |
| 10 0011 1000 234 3302 0122 | Dist Wide Instruction Level II ECSE Level II ECSE Teacher Substitute | | | | | \$ 8,400.00 | \$ 1,837.50 | \$ - | \$ 10,080.00 |
| 10 0011 1000 211 3301 0129 | Dist Wide Instruction Level I Level I Additional Comp | | | | | \$ 333.50 | | \$ 661.25 | \$ 115.00 |
| 10 0011 1000 214 3302 0129 | Dist Wide Instruction Level II Level II Additional Comp | | | | | \$ 46.00 | | | |
| | Subtotal - Tchr/Prof | | | | | \$ 1,928,929.44 | \$ 2,016,935.85 | \$ 2,160,970.51 | \$ 2,725,035.71 |
| | Subtotal - All Salary | | | | | \$ 2,982,815.94 | \$ 3,198,535.67 | \$ 3,769,658.00 | \$ 4,657,915.47 |
| | | | | | | | | | |
| 10 0011 1000 211 3301 0211 | Dist Wide Instruction Level I Level I Disability Insur | | | | | \$ 1,582.22 | \$ 1,433.37 | \$ 1,320.46 | \$ 1,274.74 |
| 10 3900 1000 211 3301 0211 | Metro W Instruction Level I Level I Disability Insur | | | | | \$ 10.92 | \$ 8.50 | \$ 51.52 | \$ 23.39 |
| 10 0011 1000 214 3302 0211 | Dist Wide Instruction Level II Level II Disability Insur | | | | | \$ 541.55 | \$ 720.65 | \$ 598.70 | \$ 599.14 |
| 10 0011 1000 217 3303 0211 | Dist Wide Instruction Level III Level III Disability Insur | | | | | \$ 1,652.82 | \$ 357.77 | \$ 368.24 | \$ 463.43 |
| 10 0011 1000 234 3302 0211 | Dist Wide Instruction Level II ECSE Level II ECSE Disability Insur | | | | | \$ 377.81 | \$ 186.66 | \$ 241.94 | \$ 321.60 |
| | Subtotal - Disab | | | | | \$ 4,165.32 | \$ 2,706.95 | \$ 2,580.86 | \$ 2,682.30 |
| | | | | | | | | | |
| 10 0011 1000 211 3301 0213 | Dist Wide Instruction Level I Level I Life Insur | | | | | \$ 899.80 | \$ 796.28 | \$ 758.28 | \$ 703.00 |
| 10 3900 1000 211 3301 0213 | Metro W Instruction Level I Level I Life Insur | | | | | \$ 9.00 | \$ 7.50 | \$ 37.95 | \$ 40.50 |
| 10 0011 1000 214 3302 0213 | Dist Wide Instruction Level II Level II Life Insur | | | | | \$ 315.00 | \$ 441.53 | \$ 347.36 | \$ 386.12 |
| 10 0011 1000 217 3303 0213 | Dist Wide Instruction Level III Level III Life Insur | | | | | \$ 327.00 | \$ 232.50 | \$ 252.65 | \$ 416.17 |
| 10 0011 1000 234 3302 0213 | Dist Wide Instruction Level II ECSE Level II ECSE Life Insur | | | | | \$ 213.81 | \$ 129.00 | \$ 163.05 | \$ 262.07 |
| | Subtotal - Life ins | | | | | \$ 1,764.61 | \$ 1,606.81 | \$ 1,559.29 | \$ 1,807.86 |

| Account Code | Account Description | | | | | FY 11 YTD | FY 12 YTD | FY 13 YTD | FY 14 YTD |
|--|---------------------|-------------|---------------|---------------|--------------------------------|------------------------|------------------------|------------------------|------------------------|
| 10 0011 1000 211 3301 0220 | Dist Wide | Instruction | Level I | Level I | FICA | \$ 89,154.87 | \$ 103,113.03 | \$ 103,121.10 | \$ 124,764.28 |
| 10 3900 1000 211 3301 0220 | Metro W | Instruction | Level I | Level I | FICA | \$ 775.04 | \$ 685.58 | \$ 3,726.22 | \$ 6,325.38 |
| 10 0011 1000 211 4521 0220 | Dist Wide | Instruction | Level I | IDEA Part B | FICA | \$ - | \$ 4,015.57 | \$ 4,026.58 | \$ 3,752.67 |
| 10 0011 1000 214 3302 0220 | Dist Wide | Instruction | Level II | Level II | FICA | \$ 31,821.31 | \$ 58,541.14 | \$ 79,440.13 | \$ 74,014.47 |
| 10 0011 1000 214 4521 0220 | Dist Wide | Instruction | Level II | IDEA Part B | FICA | \$ - | \$ 4,015.57 | \$ 4,026.58 | \$ 3,752.66 |
| 10 0011 1000 214 4634 0220 | Dist Wide | Instruction | Level II | Medicaid | FICA | \$ 6,086.41 | \$ 5,693.21 | \$ 5,857.48 | \$ 7,556.51 |
| 10 0011 1000 217 3303 0220 | Dist Wide | Instruction | Level III | Level III | FICA | \$ 21,972.71 | \$ 14,414.39 | \$ 21,158.99 | \$ 34,345.75 |
| 10 0011 1000 217 4521 0220 | Dist Wide | Instruction | Level III | IDEA Part B | FICA | \$ - | \$ 4,015.57 | \$ 4,026.58 | \$ 3,752.66 |
| 10 0011 1000 217 4634 0220 | Dist Wide | Instruction | Level III | Medicaid | FICA | \$ 12,946.73 | \$ 12,098.09 | \$ 12,072.18 | \$ 12,524.77 |
| 10 0011 1000 234 3302 0220 | Dist Wide | Instruction | Level II ECSE | Level II ECSE | FICA | \$ 24,737.21 | \$ 11,750.43 | \$ 21,174.12 | \$ 41,516.80 |
| | | | | | Subtotal - FICA | \$ 187,494.28 | \$ 218,342.58 | \$ 258,629.96 | \$ 312,305.95 |
| 10 0011 1000 211 3301 0231 | Dist Wide | Instruction | Level I | Level I | IPERS | \$ 91,149.35 | \$ 110,602.03 | \$ 119,410.62 | \$ 150,398.19 |
| 10 3900 1000 211 3301 0231 | Metro W | Instruction | Level I | Level I | IPERS | \$ 708.11 | \$ 726.75 | \$ 4,301.79 | \$ 7,420.69 |
| 10 0011 1000 211 4521 0231 | Dist Wide | Instruction | Level I | IDEA Part B | IPERS | \$ - | \$ 4,236.04 | \$ 4,562.92 | \$ 4,380.56 |
| 10 0011 1000 214 3302 0231 | Dist Wide | Instruction | Level II | Level II | IPERS | \$ 34,074.98 | \$ 62,902.56 | \$ 92,045.43 | \$ 88,621.27 |
| 10 0011 1000 214 4521 0231 | Dist Wide | Instruction | Level II | IDEA Part B | IPERS | \$ - | \$ 4,236.04 | \$ 4,562.92 | \$ 4,380.56 |
| 10 0011 1000 214 4634 0231 | Dist Wide | Instruction | Level II | Medicaid | IPERS | \$ 5,529.48 | \$ 6,452.29 | \$ 6,638.19 | \$ 8,823.09 |
| 10 0011 1000 217 3303 0231 | Dist Wide | Instruction | Level III | Level III | IPERS | \$ 21,723.56 | \$ 15,225.64 | \$ 25,976.38 | \$ 43,017.97 |
| 10 0011 1000 217 4521 0231 | Dist Wide | Instruction | Level III | IDEA Part B | IPERS | \$ - | \$ 4,236.05 | \$ 4,563.92 | \$ 4,380.56 |
| 10 0011 1000 217 4634 0231 | Dist Wide | Instruction | Level III | Medicaid | IPERS | \$ 11,761.07 | \$ 13,710.71 | \$ 13,681.51 | \$ 14,622.71 |
| 10 0011 1000 234 3302 0231 | Dist Wide | Instruction | Level II ECSE | Level II ECSE | IPERS | \$ 23,152.55 | \$ 13,013.12 | \$ 24,991.06 | \$ 51,000.34 |
| | | | | | Subtotal - IPERS | \$ 188,099.10 | \$ 235,341.23 | \$ 300,734.74 | \$ 377,045.94 |
| | | | | | Subtotal - All Benefits | \$ 381,523.31 | \$ 457,997.57 | \$ 563,504.85 | \$ 693,842.05 |
| Subtotal - all Salary and Benefits: | | | | | | \$ 3,364,339.25 | \$ 3,656,533.24 | \$ 4,333,162.85 | \$ 5,351,757.52 |
| 10 0011 1000 211 3301 0323 | Dist Wide | Instruction | Level I | Level I | Instr Services | \$ 52,480.97 | \$ 18,242.14 | \$ 25,282.04 | \$ 129,366.60 |
| 10 0011 1000 214 3302 0323 | Dist Wide | Instruction | Level II | Level II | Instr Services | \$ 7,081.26 | \$ 11,814.16 | \$ 18,007.60 | \$ 19,968.48 |
| 10 0011 1000 217 3303 0323 | Dist Wide | Instruction | Level III | Level III | Instr Services | \$ 772.52 | \$ 102,721.03 | \$ 19,231.67 | \$ 80,444.60 |
| 10 0011 1000 217 4525 0323 | Dist Wide | Instruction | Level III | High Cost Fd | Instr Services | | | \$ 129,888.39 | \$ 24,995.55 |
| 10 0011 1000 217 3303 0324 | Dist Wide | Instruction | Level III | Level III | Consultant | \$ 16,085.19 | \$ 16,997.93 | \$ 3,748.43 | \$ - |
| 10 0011 2213 211 3301 0331 | Dist Wide | Staff Dev | Level I | Level I | Staff Wkshp/Conf | \$ - | \$ 381.00 | \$ 30.21 | \$ 200.00 |
| 10 0011 2213 214 3302 0331 | Dist Wide | Staff Dev | Level II | Level II | Staff Wkshp/Conf | \$ 2,959.50 | \$ 549.80 | \$ 1,181.00 | \$ 225.00 |
| 10 0011 2213 217 3303 0331 | Dist Wide | Staff Dev | Level III | Level III | Staff Wkshp/Conf | \$ 1,445.18 | \$ 46.20 | \$ 145.00 | \$ 2,114.00 |
| 10 0011 2511 217 3303 0351 | Dist Wide | Busn Serv | Level III | Level III | Data proc/coding | \$ - | \$ - | \$ 12,567.75 | \$ 22,293.02 |
| 10 0011 2640 217 3303 0433 | Dist Wide | Equip Maint | Level III | Level III | Equip Rep/Maint | \$ 305.35 | \$ - | \$ - | \$ - |
| | | | | | Subtotal - Services | \$ 81,129.97 | \$ 150,752.26 | \$ 210,082.09 | \$ 279,607.25 |

| Account Code | Account Description | | | | FY 11 YTD | FY 12 YTD | FY 13 YTD | FY 14 YTD | |
|--|---------------------|-------------|---------------|---------------|----------------------------|----------------------|----------------------|----------------------|----------------------|
| 10 0011 2720 211 3301 0515 | Dist Wide | Transp | Level I | Level I | Transportation | \$ 133,039.76 | \$ - | \$ - | \$ - |
| 10 0011 2720 217 3303 0515 | Dist Wide | Transp | Level III | Level III | Transportation | \$ 752.40 | \$ - | \$ - | \$ - |
| (NOTE: DE now uses District transportation report and not our actual costs) | | | | | Subtotal - Transp | \$ 133,792.16 | \$ - | \$ - | \$ - |
| 10 0011 1000 211 3301 0561 | Dist Wide | Instruction | Level I | Level I | Tuition to LEA | \$ 121,896.01 | \$ 101,600.39 | \$ 117,478.88 | \$ 83,474.58 |
| 10 0011 1000 214 3302 0561 | Dist Wide | Instruction | Level II | Level II | Tuition to LEA | \$ 73,994.04 | \$ 88,581.48 | \$ 63,396.32 | \$ 97,441.21 |
| 10 0011 1000 217 3303 0561 | Dist Wide | Instruction | Level III | Level III | Tuition to LEA | \$ 193,715.90 | \$ 26,536.47 | \$ 157,993.90 | \$ 11,474.87 |
| | | | | | Subtotal - Tuition | \$ 389,605.95 | \$ 216,718.34 | \$ 338,869.10 | \$ 192,390.66 |
| 10 0011 1000 211 3301 0580 | Dist Wide | Instruction | Level I | Level I | Travel | \$ - | \$ 476.16 | \$ 7,903.82 | \$ 1,235.25 |
| 10 0011 1000 214 3302 0580 | Dist Wide | Instruction | Level II | Level II | Travel | \$ 918.32 | \$ 495.84 | \$ 3,233.39 | \$ 4,718.85 |
| 10 0011 1000 217 3303 0580 | Dist Wide | Instruction | Level III | Level III | Travel | \$ 627.24 | \$ 54.43 | \$ 5,514.60 | \$ 6,597.79 |
| | | | | | Subtotal - Travel | \$ 1,545.56 | \$ 1,026.43 | \$ 16,651.81 | \$ 12,551.89 |
| 10 0011 1000 211 3301 0611 | Dist Wide | Instruction | Level I | Level I | Office Suppl | \$ - | \$ 155.76 | \$ - | \$ 26.48 |
| 10 0011 1000 211 3301 0612 | Dist Wide | Instruction | Level I | Level I | Instr Supplies | \$ 7,390.65 | \$ 12,382.43 | \$ 10,252.85 | \$ 29,841.65 |
| 10 2209 1000 211 3301 0612 | MS | Instruction | Level I | Level I | Instr Supplies | \$ 383.14 | \$ 377.98 | \$ - | \$ - |
| 10 3109 1000 211 3301 0612 | HS | Instruction | Level I | Level I | Instr Supplies | | | \$ 360.93 | \$ - |
| 10 3900 1000 211 3301 0612 | Metro W | Instruction | Level I | Level I | Instr Supplies | \$ 92.17 | \$ 1,643.44 | | \$ 771.82 |
| 10 0011 1000 214 3302 0612 | Dist Wide | Instruction | Level II | Level II | Instr Supplies | \$ 1,819.13 | \$ 18,132.64 | \$ 20,704.74 | \$ 16,145.66 |
| 10 3109 1000 214 3302 0612 | HS | Instruction | Level II | Level II | Instr Supplies | \$ 275.00 | \$ - | | |
| 10 3900 1000 214 3302 0612 | Metro W | Instruction | Level II | Level II | Instr Supplies | \$ 1,571.99 | \$ 1,657.54 | | \$ 129.70 |
| 10 3900 1000 214 3302 0612 | Metro W | Instruction | Level II | Level II | Instr Supplies | | | | \$ 129.70 |
| 10 0011 1000 217 3303 0612 | Dist Wide | Instruction | Level III | Level III | Instr Supplies | \$ 10,493.53 | \$ 27,441.97 | \$ 19,441.97 | \$ 40,871.63 |
| 10 0011 1000 234 3302 0612 | Dist Wide | Instruction | Level II ECSE | Level II ECSE | Instr Supplies | \$ 2,210.15 | \$ - | | |
| 10 0011 1000 211 3301 0615 | Dist Wide | Instruction | Level I | Level I | Software | \$ 1,871.28 | \$ 1,061.00 | \$ - | |
| 10 0011 1000 217 3303 0615 | Dist Wide | Instruction | Level III | Level III | Software | | \$ 400.00 | \$ - | \$ 100.00 |
| 10 0011 1000 211 3301 0618 | Dist Wide | Instruction | Level I | Level I | Oth Gen Suppl | \$ 100.00 | \$ - | | |
| 10 0011 1000 211 3301 0618 | Dist Wide | Instruction | Level I | Level I | Oth Gen Suppl | | | | \$ 2.98 |
| 10 0011 1000 214 3302 0641 | Dist Wide | Instruction | Level II | Level II | Textbooks | \$ 157.50 | \$ - | | |
| | | | | | Subtotal - Supplies | \$ 26,364.54 | \$ 63,252.76 | \$ 50,760.49 | \$ 87,889.92 |
| 10 0011 1000 211 3301 0734 | Dist Wide | Instruction | Level I | Level I | Computer Equip | \$ 949.00 | \$ - | | |
| 10 0011 1000 214 3302 0734 | Dist Wide | Instruction | Level II | Level II | Computer Equip | | \$ 1,598.00 | \$ 1,653.14 | \$ - |
| 10 0011 1000 217 3303 0734 | Dist Wide | Instruction | Level III | Level III | Computer Equip | | \$ 10,070.21 | \$ 3,974.42 | \$ - |
| 10 0011 1000 211 3301 0739 | Dist Wide | Instruction | Level I | Level I | Other Equip | \$ 150.17 | \$ 779.60 | \$ 360.00 | \$ - |
| 10 0011 1000 214 3302 0739 | Dist Wide | Instruction | Level II | Level II | Other Equip | | | \$ 3,542.37 | \$ 978.85 |
| 10 0011 1000 217 3303 0739 | Dist Wide | Instruction | Level III | Level III | Other Equip | \$ - | | | |
| 10 0011 1000 217 3303 0739 | Dist Wide | Instruction | Level III | Level III | Other Equip | | | \$ 1,434.50 | \$ 184.00 |
| | | | | | Subtotal - Equip | \$ 1,099.17 | \$ 12,447.81 | \$ 10,964.43 | \$ 1,162.85 |

| Account Code | Account Description | | | | | FY 11 YTD | FY 12 YTD | FY 13 YTD | FY 14 YTD |
|--|---------------------|-------------|-----------|-----------|---------------|------------------------|------------------------|------------------------|------------------------|
| 10 0011 1000 211 3301 0812 | Dist Wide | Instruction | Level I | Level I | Dues and Fees | \$ 174.00 | \$ - | | |
| 10 0011 1000 211 3301 0812 | Dist Wide | Instruction | Level I | Level I | Dues and Fees | | | | \$ 97.00 |
| 10 0011 1000 214 3302 0812 | Dist Wide | Instruction | Level II | Level II | Dues and Fees | | | | \$ 150.00 |
| 10 0011 1000 217 3303 0812 | Dist Wide | Instruction | Level III | Level III | Dues and Fees | | | | \$ 86.00 |
| Subtotal - Other | | | | | | \$ 174.00 | \$ - | \$ - | \$ 333.00 |
| Subtotal - all Services/Supplies/Equipment | | | | | | \$ 633,711.35 | \$ 444,197.60 | \$ 627,327.92 | \$ 573,935.57 |
| Total - all Special Education Expenses by Fiscal Year | | | | | | \$ 3,998,050.60 | \$ 4,100,730.84 | \$ 4,960,490.77 | \$ 5,925,693.09 |

*Note: some line items have been combined to enhance comparability:
 IDEA, Medicaid, and Health Insurance expenses have been added back
 to regular salary accounts for reconciliation to payroll records.
 Misc other small accounts were combined to reduce redundancy.
 Totals shown here match original download of all Spec Educ accounts.*

Urbandale CSD - Special Education
Expense Comparison by Fiscal Year - Sort by Program
February, 2015

| Account Code | Account Description | | | | | FY 11 YTD | FY 12 YTD | FY 13 YTD | FY 14 YTD |
|----------------------------|---------------------|-------------|---------|--------------|---------------------|------------------------|------------------------|------------------------|------------------------|
| 10 0011 1000 211 3301 0101 | Dist Wide | Instruction | Level I | Level I | Paraeducator salary | \$ 318,938.90 | \$ 347,357.18 | \$ 293,636.80 | \$ 475,839.03 |
| 10 3900 1000 211 3301 0101 | Metro W | Instruction | Level I | Level I | Paraeducator salary | \$ 10,188.81 | \$ 9,005.59 | \$ 23,344.85 | \$ 27,365.26 |
| 10 0011 1000 211 4521 0101 | Dist Wide | Instruction | Level I | IDEA Part B | Paraeducator salary | | | | \$ 49,054.45 |
| 10 0011 1000 211 3204 0121 | Dist Wide | Instruction | Level I | Tchr Comp \$ | Tchr/Prof salary | \$ 103,967.08 | \$ 119,545.00 | \$ 126,890.27 | \$ 136,434.00 |
| 10 0011 1000 211 3301 0121 | Dist Wide | Instruction | Level I | Level I | Tchr/Prof salary | \$ 914,926.88 | \$ 1,019,313.00 | \$ 1,056,732.51 | \$ 1,051,251.00 |
| 10 3900 1000 211 3301 0121 | Metro W | Instruction | Level I | Level I | Tchr/Prof salary | | | \$ 35,072.93 | \$ 54,794.00 |
| 10 0011 1000 211 4521 0121 | Dist Wide | Instruction | Level I | IDEA Part B | Tchr/Prof salary | \$ 60,643.33 | \$ 52,491.39 | \$ 52,632.50 | \$ - |
| 10 0011 1000 211 3301 0122 | Dist Wide | Instruction | Level I | Level I | Teacher Sub | \$ 31,237.50 | \$ 15,963.00 | \$ 32,235.00 | \$ 37,012.50 |
| 10 3900 1000 211 3301 0122 | Metro W | Instruction | Level I | Level I | Teacher Sub | | | \$ 420.00 | \$ - |
| 10 0011 1000 211 3301 0129 | Dist Wide | Instruction | Level I | Level I | Additional Comp | \$ 333.50 | | \$ 661.25 | \$ 115.00 |
| 10 0011 1000 211 3301 0211 | Dist Wide | Instruction | Level I | Level I | Disability Insur | \$ 1,582.22 | \$ 1,433.37 | \$ 1,320.46 | \$ 1,274.74 |
| 10 3900 1000 211 3301 0211 | Metro W | Instruction | Level I | Level I | Disability Insur | \$ 10.92 | \$ 8.50 | \$ 51.52 | \$ 23.39 |
| 10 0011 1000 211 3301 0213 | Dist Wide | Instruction | Level I | Level I | Life Insur | \$ 899.80 | \$ 796.28 | \$ 758.28 | \$ 703.00 |
| 10 3900 1000 211 3301 0213 | Metro W | Instruction | Level I | Level I | Life Insur | \$ 9.00 | \$ 7.50 | \$ 37.95 | \$ 40.50 |
| 10 0011 1000 211 3301 0220 | Dist Wide | Instruction | Level I | Level I | FICA | \$ 89,154.87 | \$ 103,113.03 | \$ 103,121.10 | \$ 124,764.28 |
| 10 3900 1000 211 3301 0220 | Metro W | Instruction | Level I | Level I | FICA | \$ 775.04 | \$ 685.58 | \$ 3,726.22 | \$ 6,325.38 |
| 10 0011 1000 211 4521 0220 | Dist Wide | Instruction | Level I | IDEA Part B | FICA | \$ - | \$ 4,015.57 | \$ 4,026.58 | \$ 3,752.67 |
| 10 0011 1000 211 3301 0231 | Dist Wide | Instruction | Level I | Level I | IPERS | \$ 91,149.35 | \$ 110,602.03 | \$ 119,410.62 | \$ 150,398.19 |
| 10 3900 1000 211 3301 0231 | Metro W | Instruction | Level I | Level I | IPERS | \$ 708.11 | \$ 726.75 | \$ 4,301.79 | \$ 7,420.69 |
| 10 0011 1000 211 4521 0231 | Dist Wide | Instruction | Level I | IDEA Part B | IPERS | \$ - | \$ 4,236.04 | \$ 4,562.92 | \$ 4,380.56 |
| 10 0011 1000 211 3301 0279 | Dist Wide | Instruction | Level I | Level I | Health insur | | | | \$ 143,630.00 |
| 10 3900 1000 211 3301 0279 | Metro W | Instruction | Level I | Level I | Health insur | | | | \$ 6,730.00 |
| 10 0011 1000 211 3301 0323 | Dist Wide | Instruction | Level I | Level I | Instr Services | \$ 52,480.97 | \$ 18,242.14 | \$ 25,282.04 | \$ 129,366.60 |
| 10 0011 2213 211 3301 0331 | Dist Wide | Staff Dev | Level I | Level I | Staff Wkshp/Conf | \$ - | \$ 381.00 | \$ 30.21 | \$ 200.00 |
| 10 0011 2720 211 3301 0515 | Dist Wide | Transp | Level I | Level I | Transportation | \$ 133,039.76 | \$ - | | |
| 10 0011 1000 211 3301 0561 | Dist Wide | Instruction | Level I | Level I | Tuition to LEA | \$ 121,896.01 | \$ 101,600.39 | \$ 117,478.88 | \$ 83,474.58 |
| 10 0011 1000 211 3301 0580 | Dist Wide | Instruction | Level I | Level I | Travel | \$ - | \$ 476.16 | \$ 7,903.82 | \$ 1,235.25 |
| 10 0011 1000 211 3301 0611 | Dist Wide | Instruction | Level I | Level I | Office Suppl | \$ - | \$ 155.76 | \$ - | \$ 26.48 |
| 10 0011 1000 211 3301 0612 | Dist Wide | Instruction | Level I | Level I | Instr Supplies | \$ 7,390.65 | \$ 12,382.43 | \$ 10,252.85 | \$ 29,841.65 |
| 10 2209 1000 211 3301 0612 | MS | Instruction | Level I | Level I | Instr Supplies | \$ 383.14 | \$ 377.98 | \$ - | |
| 10 3109 1000 211 3301 0612 | HS | Instruction | Level I | Level I | Instr Supplies | | | \$ 360.93 | \$ - |
| 10 3900 1000 211 3301 0612 | Metro W | Instruction | Level I | Level I | Instr Supplies | \$ 92.17 | \$ 1,643.44 | | \$ 771.82 |
| 10 0011 1000 211 3301 0615 | Dist Wide | Instruction | Level I | Level I | Software | \$ 1,871.28 | \$ 1,061.00 | \$ - | |
| 10 0011 1000 211 3301 0618 | Dist Wide | Instruction | Level I | Level I | Oth Gen Suppl | \$ 100.00 | \$ - | | |
| 10 0011 1000 211 3301 0618 | Dist Wide | Instruction | Level I | Level I | Oth Gen Suppl | | | | \$ 2.98 |
| 10 0011 1000 211 3301 0734 | Dist Wide | Instruction | Level I | Level I | Computer Equip | \$ 949.00 | \$ - | | |
| 10 0011 1000 211 3301 0739 | Dist Wide | Instruction | Level I | Level I | Other Equip | \$ 150.17 | \$ 779.60 | \$ 360.00 | \$ - |
| 10 0011 1000 211 3301 0812 | Dist Wide | Instruction | Level I | Level I | Dues and Fees | \$ 174.00 | \$ - | | |
| 10 0011 1000 211 3301 0812 | Dist Wide | Instruction | Level I | Level I | Dues and Fees | | | | \$ 97.00 |
| Subtotal - Level I | | | | | | \$ 1,943,052.46 | \$ 1,926,399.71 | \$ 2,024,612.28 | \$ 2,526,325.00 |

| | | | | | | | | | | | | | | | | | | | |
|----------------------------|------|------|-----|------|------|-----------|-------------|-----------|--------------|---------------------|-----------|-------------------|-----------|---------------------|-----------|---------------------|-----------|---------------------|-----------|
| 10 | 0011 | 1000 | 211 | 3301 | 0101 | Dist Wide | Instruction | Level I | Level I | Paraeducator salary | \$ | 318,938.90 | \$ | 347,357.18 | \$ | 293,636.80 | \$ | 475,839.03 | |
| 10 | 0011 | 1000 | 214 | 3302 | 0101 | Dist Wide | Instruction | Level II | Level II | Paraeducator salary | \$ | 134,948.57 | \$ | 332,942.27 | \$ | 635,782.87 | \$ | 494,373.48 | |
| 10 | 0011 | 1000 | 214 | 4521 | 0101 | Dist Wide | Instruction | Level II | IDEA Part B | Paraeducator salary | | | | | | | | \$ | 49,054.44 |
| 10 | 0011 | 1000 | 214 | 4634 | 0101 | Dist Wide | Instruction | Level II | Medicaid | Paraeducator salary | \$ | 79,560.89 | \$ | 74,421.00 | \$ | 76,567.50 | \$ | 98,789.07 | |
| 10 | 0011 | 1000 | 214 | 3204 | 0121 | Dist Wide | Instruction | Level II | Tchr Comp \$ | Tchr/Prof salary | \$ | 38,326.19 | \$ | 56,886.00 | \$ | 45,225.00 | \$ | 59,210.00 | |
| 10 | 0011 | 1000 | 214 | 3302 | 0121 | Dist Wide | Instruction | Level II | Level II | Tchr/Prof salary | \$ | 289,447.59 | \$ | 460,685.20 | \$ | 426,208.62 | \$ | 432,124.85 | |
| 10 | 0011 | 1000 | 214 | 4521 | 0121 | Dist Wide | Instruction | Level II | IDEA Part B | Tchr/Prof salary | \$ | 60,643.33 | \$ | 52,491.39 | \$ | 52,632.50 | \$ | - | |
| 10 | 0011 | 1000 | 214 | 3302 | 0122 | Dist Wide | Instruction | Level II | Level II | Teacher Sub | \$ | 7,612.50 | \$ | 7,402.50 | \$ | 12,127.50 | \$ | 43,627.50 | |
| 10 | 0011 | 1000 | 214 | 3302 | 0129 | Dist Wide | Instruction | Level II | Level II | Additional Comp | \$ | 46.00 | | | | | | | |
| 10 | 0011 | 1000 | 214 | 3302 | 0211 | Dist Wide | Instruction | Level II | Level II | Disability Insur | \$ | 541.55 | \$ | 720.65 | \$ | 598.70 | \$ | 599.14 | |
| 10 | 0011 | 1000 | 214 | 3302 | 0213 | Dist Wide | Instruction | Level II | Level II | Life Insur | \$ | 315.00 | \$ | 441.53 | \$ | 347.36 | \$ | 386.12 | |
| 10 | 0011 | 1000 | 214 | 3302 | 0220 | Dist Wide | Instruction | Level II | Level II | FICA | \$ | 31,821.31 | \$ | 58,541.14 | \$ | 79,440.13 | \$ | 74,014.47 | |
| 10 | 0011 | 1000 | 214 | 4521 | 0220 | Dist Wide | Instruction | Level II | IDEA Part B | FICA | \$ | - | \$ | 4,015.57 | \$ | 4,026.58 | \$ | 3,752.66 | |
| 10 | 0011 | 1000 | 214 | 4634 | 0220 | Dist Wide | Instruction | Level II | Medicaid | FICA | \$ | 6,086.41 | \$ | 5,693.21 | \$ | 5,857.48 | \$ | 7,556.51 | |
| 10 | 0011 | 1000 | 214 | 3302 | 0231 | Dist Wide | Instruction | Level II | Level II | IPERS | \$ | 34,074.98 | \$ | 62,902.56 | \$ | 92,045.43 | \$ | 88,621.27 | |
| 10 | 0011 | 1000 | 214 | 4521 | 0231 | Dist Wide | Instruction | Level II | IDEA Part B | IPERS | \$ | - | \$ | 4,236.04 | \$ | 4,562.92 | \$ | 4,380.56 | |
| 10 | 0011 | 1000 | 214 | 4634 | 0231 | Dist Wide | Instruction | Level II | Medicaid | IPERS | \$ | 5,529.48 | \$ | 6,452.29 | \$ | 6,638.19 | \$ | 8,823.09 | |
| 10 | 0011 | 1000 | 214 | 3302 | 0279 | Dist Wide | Instruction | Level II | Level II | Health insur | | | | | | | | \$ | 76,330.00 |
| 10 | 0011 | 1000 | 214 | 3302 | 0323 | Dist Wide | Instruction | Level II | Level II | Instr Services | \$ | 7,081.26 | \$ | 11,814.16 | \$ | 18,007.60 | \$ | 19,968.48 | |
| 10 | 0011 | 2213 | 214 | 3302 | 0331 | Dist Wide | Staff Dev | Level II | Level II | Staff Wkshp/Conf | \$ | 2,959.50 | \$ | 549.80 | \$ | 1,181.00 | \$ | 225.00 | |
| 10 | 0011 | 1000 | 214 | 3302 | 0561 | Dist Wide | Instruction | Level II | Level II | Tuition to LEA | \$ | 73,994.04 | \$ | 88,581.48 | \$ | 63,396.32 | \$ | 97,441.21 | |
| 10 | 0011 | 1000 | 214 | 3302 | 0580 | Dist Wide | Instruction | Level II | Level II | Travel | \$ | 918.32 | \$ | 495.84 | \$ | 3,233.39 | \$ | 4,718.85 | |
| 10 | 0011 | 1000 | 214 | 3302 | 0612 | Dist Wide | Instruction | Level II | Level II | Instr Supplies | \$ | 1,819.13 | \$ | 18,132.64 | \$ | 20,704.74 | \$ | 16,145.66 | |
| 10 | 3109 | 1000 | 214 | 3302 | 0612 | HS | Instruction | Level II | Level II | Instr Supplies | \$ | 275.00 | \$ | - | | | | | |
| 10 | 3900 | 1000 | 214 | 3302 | 0612 | Metro W | Instruction | Level II | Level II | Instr Supplies | \$ | 1,571.99 | \$ | 1,657.54 | | | | | |
| 10 | 0011 | 1000 | 214 | 3302 | 0612 | Metro W | Instruction | Level II | Level II | Instr Supplies | | | | | | | | \$ | 129.70 |
| 10 | 0011 | 1000 | 214 | 3302 | 0641 | Dist Wide | Instruction | Level II | Level II | Textbooks | \$ | 157.50 | \$ | - | | | | | |
| 10 | 0011 | 1000 | 214 | 3302 | 0734 | Dist Wide | Instruction | Level II | Level II | Computer Equip | | | \$ | 1,598.00 | \$ | 1,653.14 | \$ | - | |
| 10 | 0011 | 1000 | 214 | 3302 | 0739 | Dist Wide | Instruction | Level II | Level II | Other Equip | | | | \$ | 3,542.37 | \$ | 978.85 | | |
| 10 | 0011 | 1000 | 214 | 3302 | 0812 | Dist Wide | Instruction | Level II | Level II | Dues and Fees | | | | | | | | \$ | 150.00 |
| Subtotal - Level II | | | | | | | | | | | \$ | 777,730.54 | \$ | 1,250,660.81 | \$ | 1,553,779.34 | \$ | 1,581,400.91 | |
| 10 | 0011 | 1000 | 217 | 3303 | 0101 | Dist Wide | Instruction | Level III | Level III | Paraeducator salary | \$ | 177,070.19 | \$ | 165,293.67 | \$ | 211,408.38 | \$ | 193,695.25 | |
| 10 | 0011 | 1000 | 217 | 4521 | 0101 | Dist Wide | Instruction | Level III | IDEA Part B | Paraeducator salary | | | | | | | | \$ | 49,054.44 |
| 10 | 0011 | 1000 | 217 | 4634 | 0101 | Dist Wide | Instruction | Level III | Medicaid | Paraeducator salary | \$ | 169,239.36 | \$ | 158,145.00 | \$ | 164,613.36 | \$ | 163,733.60 | |
| 10 | 0011 | 1000 | 217 | 3204 | 0121 | Dist Wide | Instruction | Level III | Tchr Comp \$ | Tchr/Prof salary | \$ | 20,695.16 | \$ | 18,938.00 | \$ | 14,496.00 | \$ | 32,701.00 | |
| 10 | 0011 | 1000 | 217 | 3303 | 0121 | Dist Wide | Instruction | Level III | Level III | Tchr/Prof salary | \$ | 124,556.04 | \$ | 62,491.49 | \$ | 120,900.98 | \$ | 243,764.67 | |
| 10 | 0011 | 1000 | 217 | 4521 | 0121 | Dist Wide | Instruction | Level III | IDEA Part B | Tchr/Prof salary | \$ | 60,643.34 | \$ | 52,491.38 | \$ | 52,632.50 | \$ | - | |
| 10 | 0011 | 1000 | 217 | 3303 | 0122 | Dist Wide | Instruction | Level III | Level III | Teacher Sub | \$ | 5,145.00 | \$ | 2,782.50 | \$ | 7,717.50 | \$ | 19,687.50 | |
| 10 | 0011 | 1000 | 217 | 3303 | 0211 | Dist Wide | Instruction | Level III | Level III | Disability Insur | \$ | 1,652.82 | \$ | 357.77 | \$ | 368.24 | \$ | 463.43 | |
| 10 | 0011 | 1000 | 217 | 3303 | 0213 | Dist Wide | Instruction | Level III | Level III | Life Insur | \$ | 327.00 | \$ | 232.50 | \$ | 252.65 | \$ | 416.17 | |
| 10 | 0011 | 1000 | 217 | 3303 | 0220 | Dist Wide | Instruction | Level III | Level III | FICA | \$ | 21,972.71 | \$ | 14,414.39 | \$ | 21,158.99 | \$ | 34,345.75 | |
| 10 | 0011 | 1000 | 217 | 4521 | 0220 | Dist Wide | Instruction | Level III | IDEA Part B | FICA | \$ | - | \$ | 4,015.57 | \$ | 4,026.58 | \$ | 3,752.66 | |
| 10 | 0011 | 1000 | 217 | 4634 | 0220 | Dist Wide | Instruction | Level III | Medicaid | FICA | \$ | 12,946.73 | \$ | 12,098.09 | \$ | 12,072.18 | \$ | 12,524.77 | |

| | | | | | | | | | | | | | | | | | | | | |
|--|------|------|-----|------|------|-----------|-------------|---------------|---------------|---------------------|-----------|---------------------|-----------|---------------------|-----------|---------------------|-----------|---------------------|------------|--------|
| 10 | 0011 | 1000 | 211 | 3301 | 0101 | Dist Wide | Instruction | Level I | Level I | Paraeducator salary | \$ | 318,938.90 | \$ | 347,357.18 | \$ | 293,636.80 | \$ | 475,839.03 | | |
| 10 | 0011 | 1000 | 217 | 3303 | 0231 | Dist Wide | Instruction | Level III | Level III | IPERS | \$ | 21,723.56 | \$ | 15,225.64 | \$ | 25,976.38 | \$ | 43,017.97 | | |
| 10 | 0011 | 1000 | 217 | 4521 | 0231 | Dist Wide | Instruction | Level III | IDEA Part B | IPERS | \$ | - | \$ | 4,236.05 | \$ | 4,563.92 | \$ | 4,380.56 | | |
| 10 | 0011 | 1000 | 217 | 4634 | 0231 | Dist Wide | Instruction | Level III | Medicaid | IPERS | \$ | 11,761.07 | \$ | 13,710.71 | \$ | 13,681.51 | \$ | 14,622.71 | | |
| 10 | 0011 | 1000 | 217 | 3303 | 0279 | Dist Wide | Instruction | Level III | Level III | Health insur | | | | | | | | \$ | 87,490.00 | |
| 10 | 0011 | 1000 | 217 | 3303 | 0323 | Dist Wide | Instruction | Level III | Level III | Instr Services | \$ | 772.52 | \$ | 102,721.03 | \$ | 19,231.67 | \$ | 80,444.60 | | |
| 10 | 0011 | 1000 | 217 | 4525 | 0323 | Dist Wide | Instruction | Level III | High Cost Fd | Instr Services | | | | | | | | \$ | 129,888.39 | |
| 10 | 0011 | 1000 | 217 | 3303 | 0324 | Dist Wide | Instruction | Level III | Level III | Consultant | \$ | 16,085.19 | \$ | 16,997.93 | \$ | 3,748.43 | \$ | 24,995.55 | | |
| 10 | 0011 | 2213 | 217 | 3303 | 0331 | Dist Wide | Staff Dev | Level III | Level III | Staff Wkshp/Conf | \$ | 1,445.18 | \$ | 46.20 | \$ | 145.00 | \$ | - | | |
| 10 | 0011 | 2511 | 217 | 3303 | 0351 | Dist Wide | Busn Serv | Level III | Level III | Data proc/coding | | | | | | | | \$ | 2,114.00 | |
| 10 | 0011 | 2640 | 217 | 3303 | 0433 | Dist Wide | Equip Maint | Level III | Level III | Equip Rep/Maint | \$ | 305.35 | \$ | - | \$ | 12,567.75 | \$ | 22,293.02 | | |
| 10 | 0011 | 2720 | 217 | 3303 | 0515 | Dist Wide | Transp | Level III | Level III | Transportation | \$ | 752.40 | \$ | - | | | | | | |
| 10 | 0011 | 1000 | 217 | 3303 | 0561 | Dist Wide | Instruction | Level III | Level III | Tuition to LEA | \$ | 193,715.90 | \$ | 26,536.47 | \$ | 157,993.90 | \$ | 11,474.87 | | |
| 10 | 0011 | 1000 | 217 | 3303 | 0580 | Dist Wide | Instruction | Level III | Level III | Travel | \$ | 627.24 | \$ | 54.43 | \$ | 5,514.60 | \$ | 6,597.79 | | |
| 10 | 0011 | 1000 | 217 | 3303 | 0612 | Dist Wide | Instruction | Level III | Level III | Instr Supplies | \$ | 10,493.53 | \$ | 27,441.97 | \$ | 19,441.97 | \$ | 40,871.63 | | |
| 10 | 0011 | 1000 | 217 | 3303 | 0615 | Dist Wide | Instruction | Level III | Level III | Software | | | \$ | 400.00 | \$ | - | \$ | 100.00 | | |
| 10 | 0011 | 1000 | 217 | 3303 | 0734 | Dist Wide | Instruction | Level III | Level III | Computer Equip | | | \$ | 10,070.21 | \$ | 3,974.42 | \$ | - | | |
| 10 | 0011 | 1000 | 217 | 3303 | 0739 | Dist Wide | Instruction | Level III | Level III | Other Equip | \$ | - | | | | | | | | |
| 10 | 0011 | 1000 | 217 | 3303 | 0739 | Dist Wide | Instruction | Level III | Level III | Other Equip | | | | | | | \$ | 1,434.50 | \$ | 184.00 |
| 10 | 0011 | 1000 | 217 | 3303 | 0812 | Dist Wide | Instruction | Level III | Level III | Dues and Fees | | | | | | | | | \$ | 86.00 |
| Subtotal - Level III | | | | | | | | | | | \$ | 851,930.29 | \$ | 708,701.00 | \$ | 1,007,809.80 | \$ | 1,092,811.94 | | |
| 10 | 0011 | 1000 | 234 | 3302 | 0101 | Dist Wide | Instruction | Level II ECSE | Level II ECSE | Paraeducator salary | \$ | 163,939.78 | \$ | 94,435.11 | \$ | 203,333.73 | \$ | 331,920.74 | | |
| 10 | 0011 | 1000 | 234 | 3204 | 0121 | Dist Wide | Instruction | Level II ECSE | Tchr Comp | Tchr/Prof salary | \$ | - | \$ | 9,394.00 | \$ | 13,317.00 | \$ | 26,164.00 | | |
| 10 | 0011 | 1000 | 234 | 3302 | 0121 | Dist Wide | Instruction | Level II ECSE | Level II ECSE | Tchr/Prof salary | \$ | 202,306.00 | \$ | 84,223.50 | \$ | 111,068.45 | \$ | 203,310.69 | | |
| 10 | 0011 | 1000 | 234 | 3302 | 0122 | Dist Wide | Instruction | Level II ECSE | Level II ECSE | Teacher Sub | \$ | 8,400.00 | \$ | 1,837.50 | \$ | - | \$ | 10,080.00 | | |
| 10 | 0011 | 1000 | 234 | 3302 | 0211 | Dist Wide | Instruction | Level II ECSE | Level II ECSE | Disability Insur | \$ | 377.81 | \$ | 186.66 | \$ | 241.94 | \$ | 321.60 | | |
| 10 | 0011 | 1000 | 234 | 3302 | 0213 | Dist Wide | Instruction | Level II ECSE | Level II ECSE | Life Insur | \$ | 213.81 | \$ | 129.00 | \$ | 163.05 | \$ | 262.07 | | |
| 10 | 0011 | 1000 | 234 | 3302 | 0220 | Dist Wide | Instruction | Level II ECSE | Level II ECSE | FICA | \$ | 24,737.21 | \$ | 11,750.43 | \$ | 21,174.12 | \$ | 41,516.80 | | |
| 10 | 0011 | 1000 | 234 | 3302 | 0231 | Dist Wide | Instruction | Level II ECSE | Level II ECSE | IPERS | \$ | 23,152.55 | \$ | 13,013.12 | \$ | 24,991.06 | \$ | 51,000.34 | | |
| 10 | 0011 | 1000 | 234 | 3302 | 0279 | Dist Wide | Instruction | Level II ECSE | Level II ECSE | Health insur | | | | | | | | \$ | 60,579.00 | |
| 10 | 0011 | 1000 | 234 | 3302 | 0612 | Dist Wide | Instruction | Level II ECSE | Level II ECSE | Instr Supplies | \$ | 2,210.15 | \$ | - | | | | | | |
| Subtotal - Level II ECSE | | | | | | | | | | | \$ | 425,337.31 | \$ | 214,969.32 | \$ | 374,289.35 | \$ | 725,155.24 | | |
| Total - all Special Education Expenses by Fiscal Year | | | | | | | | | | | \$ | 3,998,050.60 | \$ | 4,100,730.84 | \$ | 4,960,490.77 | \$ | 5,925,693.09 | | |

This listing includes all Special Education account codes in the District accounting system.
Using 4 reports, this comparison was created, showing 4 fiscal years together.
Totals shown match the original download of all special education accounts.

12-13

Work Summary Remake Report

4/24/2015

| Employee Full Name | Job Type Description | Employee Identifier | Working Time | Absence Time | Total Time | Regular Paid Time | Overtime | Total Paid Time |
|----------------------|---------------------------|---------------------|------------------|-----------------|------------------|-------------------|--------------|------------------|
| Anderson, Karen | Special Ed Associate | 025070 | 175.17 | 0.00 | 175.17 | 175.17 | 0.00 | 175.17 |
| Armstrong, Connie | Special Ed Associate | 000302 | 897.50 | 51.75 | 957.00 | 949.25 | 0.00 | 949.25 |
| Austin, Deb | Special Ed Associate | 021725 | 262.92 | 2.67 | 266.92 | 265.58 | 0.00 | 265.58 |
| Barber, Howard | Special Ed Associate | 024333 | 617.25 | 57.75 | 683.25 | 664.00 | 0.00 | 664.00 |
| Baumgardner, Tanya | Special Ed Associate | 023752 | 931.25 | 83.25 | 1,023.25 | 1,000.25 | 0.00 | 1,000.25 |
| Beckwith, Patricia | Special Ed Associate | 024716 | 688.17 | 52.25 | 750.17 | 734.50 | 0.00 | 734.50 |
| Berigan, Leslie | Special Ed Associate | 000914 | 1,175.77 | 83.73 | 1,270.25 | 1,250.25 | 9.25 | 1,259.50 |
| Bogaards, Eileen | Special Ed Associate-PARA | 001147 | 1,252.83 | 93.00 | 1,357.33 | 1,345.83 | 0.00 | 1,345.83 |
| Bolen, Sarah | Special Ed Associate | 001236 | 893.12 | 100.33 | 1,005.12 | 987.53 | 0.00 | 987.53 |
| Briggs, Brenda | Special Ed Associate-PARA | 001368 | 1,117.25 | 0.00 | 1,127.00 | 1,115.25 | 2.00 | 1,117.25 |
| Brown, Debbie | Special Ed Associate | 001465 | 166.50 | 4.50 | 173.25 | 171.00 | 0.00 | 171.00 |
| Brown, Tammy | Special Ed Associate | 001597 | 566.67 | 47.25 | 620.42 | 613.92 | 0.00 | 613.92 |
| Cairo, Krista | Special Ed Associate | 001856 | 959.00 | 43.50 | 1,011.75 | 1,002.50 | 0.00 | 1,002.50 |
| Campbell, Monica | Special Ed Associate | 015792 | 975.75 | 32.00 | 1,016.25 | 1,007.75 | 0.00 | 1,007.75 |
| Chandler, Staci | Special Ed Associate | 002127 | 986.50 | 40.25 | 1,035.50 | 1,026.75 | 0.00 | 1,026.75 |
| Claes, Anne | Special Ed Associate-PARA | 002275 | 959.03 | 41.42 | 1,009.70 | 1,000.45 | 0.00 | 1,000.45 |
| Cochran, Christine | Special Ed Associate | 024724 | 468.92 | 14.67 | 488.75 | 483.58 | 0.00 | 483.58 |
| Coop, Chelsea | Special Ed Associate | 023000 | 937.75 | 101.50 | 1,047.25 | 1,027.75 | 0.00 | 1,027.75 |
| Cox, Marron | Special Ed Associate-PARA | 002585 | 309.25 | 38.25 | 347.50 | 347.50 | 0.00 | 347.50 |
| Daugherty, Amber | Special Ed Associate-PARA | 022977 | 166.00 | 0.00 | 166.00 | 166.00 | 0.00 | 166.00 |
| Daugherty, Jen | Special Ed Associate | 023817 | 750.50 | 2.75 | 762.00 | 753.25 | 0.00 | 753.25 |
| Daugherty, Jen | Special Ed Associate-PARA | 023817 | 49.00 | 0.00 | 49.00 | 49.00 | 0.00 | 49.00 |
| De Graaf, Carlee | Special Ed Associate | 021423 | 912.67 | 40.00 | 961.42 | 941.17 | 0.00 | 941.17 |
| Drake, Julie | Special Ed Associate-PARA | 015814 | 844.17 | 70.75 | 923.42 | 880.42 | 0.00 | 880.42 |
| Dreyer, Danielle | Special Ed Associate | 022411 | 1,038.25 | 22.75 | 1,069.50 | 1,061.00 | 0.00 | 1,061.00 |
| Faux, Crystal | Special Ed Associate-PARA | 003891 | 1,220.75 | 92.75 | 1,325.50 | 1,313.50 | 0.00 | 1,313.50 |
| Fitzgerrell, Kari | Special Ed Associate | 004057 | 1,050.00 | 168.75 | 1,230.25 | 1,165.00 | 5.00 | 1,170.00 |
| Flack, Ryan | Special Ed Associate | 021512 | 607.25 | 5.75 | 618.75 | 613.00 | 0.00 | 613.00 |
| Fowler, Emily | Special Ed Associate | 023973 | 952.75 | 34.50 | 996.00 | 987.25 | 0.00 | 987.25 |
| Frakes, Alyssa | Special Ed Associate | 004197 | 115.00 | 0.00 | 115.00 | 115.00 | 0.00 | 115.00 |
| Frederick, Elena | Special Ed Associate | 024341 | 730.93 | 14.42 | 754.60 | 745.35 | 0.00 | 745.35 |
| Fritz, Carly | Special Ed Associate | 023876 | 808.75 | 63.25 | 877.75 | 872.00 | 0.00 | 872.00 |
| Gardner, Amy | Special Ed Associate | 004901 | 470.00 | 44.50 | 522.50 | 495.00 | 0.00 | 495.00 |
| Goetzl, Sherry | Special Ed Associate-PARA | 004758 | 1,184.75 | 37.00 | 1,233.00 | 1,221.75 | 0.00 | 1,221.75 |
| Gott, Brenda | Special Ed Associate | 021636 | 926.45 | 140.92 | 1,071.87 | 1,015.45 | 0.00 | 1,015.45 |
| Gray, Megan | Special Ed Associate | 024228 | 1,100.67 | 47.00 | 1,158.17 | 1,131.17 | 0.00 | 1,131.17 |
| Haider, Khursheid | Special Ed Associate | 005126 | 984.25 | 31.25 | 1,024.00 | 1,015.50 | 0.00 | 1,015.50 |
| Harrigan, Mary | Special Ed Associate | 022985 | 734.08 | 71.33 | 813.33 | 795.42 | 0.00 | 795.42 |
| Havran, Lori | Special Ed Associate | 019828 | 117.00 | 0.00 | 117.00 | 117.00 | 0.00 | 117.00 |
| Havran, Lori | Special Ed Associate-PARA | 019828 | 880.08 | 17.25 | 705.75 | 697.33 | 0.00 | 697.33 |
| Hickman, Efstathia | Special Ed Associate | 005827 | 944.42 | 32.47 | 985.35 | 976.88 | 0.00 | 976.88 |
| Hudson, Tasha | Special Ed Associate | 006114 | 922.25 | 124.00 | 1,057.00 | 1,039.25 | 0.00 | 1,039.25 |
| Irvin, Joelle | Special Ed Associate-PARA | 023590 | 4.00 | 20.00 | 24.00 | 24.00 | 0.00 | 24.00 |
| Iverson, Blake | Special Ed Associate | 024406 | 805.25 | 0.00 | 813.25 | 805.25 | 0.00 | 805.25 |
| Iwig, Becky | Special Ed Associate | 023914 | 922.25 | 51.75 | 982.25 | 968.25 | 0.00 | 968.25 |
| Jobst, Karen | Special Ed Associate | 006491 | 178.92 | 0.00 | 178.92 | 178.92 | 0.00 | 178.92 |
| Jobst, Karen | Special Ed Associate-PARA | 006491 | 614.42 | 58.50 | 677.92 | 672.92 | 0.00 | 672.92 |
| Johnson, Mallory | Special Ed Associate | 025208 | 371.50 | 21.25 | 400.00 | 378.50 | 0.00 | 378.50 |
| Johnson, Samantha | Special Ed Associate | 024015 | 971.75 | 34.50 | 1,015.00 | 1,008.25 | 0.00 | 1,008.25 |
| Jungers, Randy | Special Ed Associate | 006815 | 1,370.00 | 32.00 | 1,414.00 | 1,402.00 | 0.00 | 1,402.00 |
| Keasey, Terri | Special Ed Associate-PARA | 006998 | 673.42 | 327.00 | 1,004.42 | 1,000.42 | 0.00 | 1,000.42 |
| Kness, Lori | Special Ed Associate | 015938 | 896.50 | 23.00 | 928.25 | 913.75 | 0.00 | 913.75 |
| Kosby, Nicole | Special Ed Associate | 025127 | 316.92 | 12.00 | 335.92 | 320.92 | 0.00 | 320.92 |
| Kroloff, Esther | Special Ed Associate-PARA | 007579 | 1,077.50 | 86.75 | 1,175.50 | 1,162.25 | 2.00 | 1,164.25 |
| Krueger, Carol | Special Ed Associate | 020052 | 984.25 | 56.25 | 1,049.00 | 1,023.25 | 0.00 | 1,023.25 |
| Lewis, Michael | Special Ed Associate | 021598 | 999.07 | 27.42 | 1,035.07 | 1,026.48 | 0.00 | 1,026.48 |
| Lienemann, Christina | Special Ed Associate | 023760 | 1,024.42 | 60.25 | 1,093.17 | 1,058.92 | 0.00 | 1,058.92 |
| Liker, Barbara | Special Ed Associate | 008109 | 1,083.67 | 30.17 | 1,125.25 | 1,113.83 | 0.00 | 1,113.83 |
| Longlet, Jerri Ann | Special Ed Associate-PARA | 008281 | 926.25 | 54.00 | 989.50 | 980.25 | 0.00 | 980.25 |
| McDermott, Casey | Special Ed Associate | 024040 | 981.50 | 83.00 | 1,073.25 | 1,053.00 | 0.00 | 1,053.00 |
| McLaughlin, Vicky | Special Ed Associate | 008958 | 266.00 | 18.00 | 287.00 | 284.00 | 0.00 | 284.00 |
| Mehalovich, Beth | Special Ed Associate | 020257 | 361.05 | 44.48 | 409.62 | 405.53 | 0.00 | 405.53 |
| Meunier, Kristina | Special Ed Associate | 023191 | 992.17 | 34.50 | 1,032.42 | 1,026.67 | 0.00 | 1,026.67 |
| Meunier, Kristina | Special Ed Associate-PARA | 023191 | 14.75 | 0.00 | 17.25 | 14.75 | 0.00 | 14.75 |
| Mills, Angela | Special Ed Associate | 024678 | 166.25 | 15.75 | 184.25 | 175.25 | 0.00 | 175.25 |
| Mitchell, Julie | Special Ed Associate | 023795 | 991.00 | 51.75 | 1,051.25 | 1,042.75 | 0.00 | 1,042.75 |
| Mona, Lynne | Special Ed Associate | 023809 | 909.75 | 17.25 | 935.75 | 927.00 | 0.00 | 927.00 |
| Myers, Samantha | Special Ed Associate | 024139 | 513.17 | 73.00 | 590.17 | 580.58 | 0.00 | 580.58 |
| Nordgren, Susan | Special Ed Associate-PARA | 010197 | 1,136.50 | 3.00 | 1,151.00 | 1,139.50 | 0.00 | 1,139.50 |
| Nuss, Jodi | Special Ed Associate | 024066 | 899.58 | 37.25 | 945.58 | 928.33 | 0.00 | 928.33 |
| Nyman, Sherri | Special Ed Associate | 024686 | 682.08 | 46.00 | 738.58 | 719.58 | 0.00 | 719.58 |
| Osburne, Melody | Special Ed Associate | 010456 | 1,020.50 | 44.25 | 1,074.75 | 1,064.75 | 0.00 | 1,064.75 |
| Peachey, Julie | Special Ed Associate | 020435 | 966.17 | 88.25 | 1,063.67 | 1,048.67 | 0.00 | 1,048.67 |
| Perez, Jennifer | Special Ed Associate-PARA | 010839 | 980.25 | 30.75 | 1,020.50 | 1,011.00 | 0.00 | 1,011.00 |
| Philpott, Willa | Special Ed Associate-PARA | 011061 | 977.35 | 49.17 | 1,035.77 | 1,026.52 | 0.00 | 1,026.52 |
| Ploeger, Kati | Special Ed Associate | 023868 | 1,113.17 | 51.75 | 1,173.33 | 1,147.67 | 0.00 | 1,147.67 |
| Price, Chastity | Special Ed Associate | 023965 | 854.42 | 114.75 | 977.92 | 923.17 | 0.00 | 923.17 |
| Putney, Cassandra | Special Ed Associate-PARA | 011401 | 958.83 | 85.75 | 1,053.08 | 1,039.08 | 0.00 | 1,039.08 |
| Reed, Jerrilyn | Special Ed Associate-PARA | 011614 | 401.75 | 0.00 | 407.00 | 401.75 | 0.00 | 401.75 |
| Renner, Chelna | Special Ed Associate | 021601 | 221.75 | 0.00 | 221.75 | 221.75 | 0.00 | 221.75 |
| Renner, Chelna | Special Ed Associate-PARA | 021601 | 750.75 | 62.00 | 822.00 | 812.75 | 0.00 | 812.75 |
| Robinson, Keil | Special Ed Associate | 023949 | 935.92 | 65.42 | 1,012.50 | 1,001.33 | 0.00 | 1,001.33 |
| Rothman, Madeline | Special Ed Associate | 012238 | 1,019.67 | 22.75 | 1,049.83 | 1,042.42 | 0.00 | 1,042.42 |
| Russell, Anika | Special Ed Associate | 003972 | 1,076.25 | 96.00 | 1,183.25 | 1,168.25 | 0.00 | 1,168.25 |
| Saibers, Courtney | Special Ed Associate | 024643 | 288.17 | 15.75 | 309.83 | 303.92 | 0.00 | 303.92 |
| Senn, Aaron | Special Ed Associate | 024325 | 868.83 | 40.25 | 921.00 | 909.08 | 0.00 | 909.08 |
| Sickerson, Heidi | Special Ed Associate | 020613 | 896.08 | 123.00 | 1,027.58 | 993.83 | 0.00 | 993.83 |
| Stamer, Leigh | Special Ed Associate | 023299 | 216.50 | 4.50 | 222.50 | 221.00 | 0.00 | 221.00 |
| Stonehocker, Debra | Special Ed Associate-PARA | 013552 | 1,030.08 | 125.92 | 1,168.00 | 1,145.25 | 2.00 | 1,147.25 |
| Stumpf, Kali | Special Ed Associate-PARA | 021407 | 66.17 | 28.25 | 94.67 | 94.17 | 0.00 | 94.17 |
| Temple, Juli | Special Ed Associate | 024864 | 419.75 | 66.50 | 493.00 | 441.75 | 0.00 | 441.75 |
| Thome, Melody | Special Ed Associate | 013943 | 968.35 | 100.82 | 1,076.33 | 1,069.17 | 0.00 | 1,069.17 |
| Tolman, Kay | Special Ed Associate | 024414 | 772.00 | 40.25 | 821.00 | 806.25 | 6.00 | 812.25 |
| Underfer, Paula | Special Ed Associate | 023930 | 785.25 | 37.50 | 831.50 | 822.75 | 0.00 | 822.75 |
| Van Wyk, Jenna | Special Ed Associate | 021792 | 939.72 | 104.73 | 1,052.83 | 1,021.45 | 0.00 | 1,021.45 |
| Van Zant, Rena | Special Ed Associate-PARA | 021822 | 646.42 | 17.00 | 672.00 | 663.42 | 0.00 | 663.42 |
| Walker, Kelsey | Special Ed Associate | 015989 | 989.72 | 49.00 | 1,047.47 | 1,027.22 | 0.00 | 1,027.22 |
| Whitaker, Teresa | Special Ed Associate-PARA | 014982 | 924.50 | 88.50 | 1,021.25 | 1,013.00 | 0.00 | 1,013.00 |
| Willett, Susan | Special Ed Associate | 015121 | 484.08 | 18.50 | 511.08 | 502.58 | 0.00 | 502.58 |
| Wilson, Sherri | Special Ed Associate | 009083 | 874.65 | 115.13 | 999.28 | 981.15 | 0.00 | 981.15 |
| Wolf, Meghan | Special Ed Associate | 024651 | 650.67 | 45.33 | 704.50 | 696.00 | 0.00 | 696.00 |
| Wolver, Rachel | Special Ed Associate | 024767 | 48.75 | 0.00 | 48.75 | 48.75 | 0.00 | 48.75 |
| Wolver, Rachel | Special Ed Associate-PARA | 024767 | 661.25 | 29.17 | 698.83 | 690.42 | 0.00 | 690.42 |
| Young, Shelly | Special Ed Associate | 021369 | 971.50 | 45.25 | 1,025.25 | 1,011.00 | 0.00 | 1,011.00 |
| | | | 77,563.62 | 5,074.45 | 83,400.50 | 82,039.85 | 26.25 | 82,066.10 |

13-14

Work Summary Remake Report

4/24/2015

| Employee Full Name | Job Type Description | Employee Identifier | Working Time | Absence Time | Total Time | Regular Paid Time | Overtime | Total Paid Time |
|--------------------|---------------------------|---------------------|--------------|--------------|------------|-------------------|----------|-----------------|
| Alicic, Amanda | Special Ed Associate | 027650 | 170.50 | 7.00 | 240.50 | 177.50 | 0.00 | 177.50 |
| Anderson, Janelle | Special Ed Associate | 027340 | 351.00 | 22.50 | 471.00 | 351.00 | 0.00 | 351.00 |
| Anderson, Nancy | Special Ed Associate | 026590 | 58.75 | 0.00 | 58.75 | 57.50 | 0.00 | 57.50 |
| Anderson, Nancy | Special Ed Associate-PARA | 026590 | 961.33 | 32.00 | 1,154.33 | 986.75 | 0.00 | 986.75 |
| Antunez, Heather | Special Ed Associate | 026360 | 881.42 | 21.00 | 1,073.92 | 889.42 | 0.00 | 889.42 |
| Armstrong, Connie | Special Ed Associate | 000302 | 94.50 | 131.25 | 278.25 | 94.50 | 0.00 | 94.50 |
| Austin, Deb | Special Ed Associate | 021725 | 2.50 | 0.00 | 2.50 | 2.50 | 0.00 | 2.50 |
| Austin, Deb | Special Ed Associate-PARA | 021725 | 61.33 | 3.00 | 71.08 | 61.33 | 0.00 | 61.33 |
| Avis, Nicole | Special Ed Associate | 025046 | 868.08 | 49.50 | 1,065.83 | 917.58 | 0.00 | 917.58 |
| Barber, Howard | Special Ed Associate | 024333 | 828.17 | 92.50 | 1,059.67 | 890.75 | 0.00 | 890.75 |
| Baumgardner, Tanya | Special Ed Associate | 023752 | 85.50 | 105.00 | 195.50 | 90.00 | 0.00 | 90.00 |
| Baysinger, Darcy | Special Ed Associate | 027332 | 676.08 | 37.75 | 869.08 | 713.83 | 0.00 | 713.83 |
| Beatha, Bralyn | Special Ed Associate | 026735 | 380.33 | 14.00 | 450.33 | 394.15 | 0.00 | 394.15 |
| Beaver, Victoria | Special Ed Associate | 026832 | 666.22 | 14.30 | 728.78 | 663.23 | 0.00 | 663.23 |
| Beckwith, Patricia | Special Ed Associate | 024716 | 910.98 | 133.00 | 1,228.82 | 939.65 | 0.00 | 939.65 |
| Berigan, Leslie | Special Ed Associate | 000914 | 1,265.08 | 78.62 | 1,570.20 | 1,324.08 | 0.00 | 1,324.08 |
| Bogaards, Eileen | Special Ed Associate-PARA | 001147 | 1,289.75 | 54.25 | 1,479.00 | 1,340.75 | 0.00 | 1,340.75 |
| Boten, Sarah | Special Ed Associate | 001236 | 925.67 | 110.92 | 1,223.83 | 1,020.17 | 0.00 | 1,020.17 |
| Bowen, Cynthia | Special Ed Associate | 026875 | 894.17 | 21.75 | 1,014.17 | 905.67 | 0.00 | 905.67 |
| Bowser, Emily | Special Ed Associate | 028207 | 373.50 | 0.00 | 471.25 | 373.50 | 0.00 | 373.50 |
| Bream, Shauna | Special Ed Associate | 026549 | 954.75 | 58.00 | 1,168.00 | 1,012.25 | 0.00 | 1,012.25 |
| Briggs, Brenda | Special Ed Associate-PARA | 001368 | 172.00 | 7.50 | 197.50 | 146.50 | 1.00 | 147.50 |
| Brightwell, Kaylyn | Special Ed Associate | 028096 | 482.17 | 21.00 | 632.67 | 503.17 | 0.00 | 503.17 |
| Brown, Debbie | Special Ed Associate | 001465 | 911.50 | 33.25 | 1,103.00 | 918.75 | 0.00 | 918.75 |
| Brown, Tammy | Special Ed Associate | 001597 | 865.58 | 21.25 | 1,040.08 | 875.83 | 0.00 | 875.83 |
| Brownrigg, Kylee | Special Ed Associate | 026212 | 169.25 | 183.25 | 375.00 | 173.25 | 0.00 | 173.25 |
| Bruggemann, Lynn | Special Ed Associate | 026794 | 921.75 | 49.00 | 1,142.25 | 955.25 | 0.00 | 955.25 |
| Bullock, Carmin | Special Ed Associate | 026697 | 676.50 | 32.00 | 826.50 | 703.25 | 0.00 | 703.25 |
| Burroughs, Angela | Special Ed Associate | 026662 | 1,022.12 | 28.75 | 1,249.37 | 1,050.45 | 0.00 | 1,050.45 |
| Butts, Chastity | Special Ed Associate | 026441 | 953.08 | 14.00 | 1,075.58 | 967.08 | 0.00 | 967.08 |
| Cairo, Krista | Special Ed Associate | 001856 | 1,260.67 | 75.00 | 1,562.67 | 1,328.67 | 0.00 | 1,328.67 |
| Caldwell, Britney | Special Ed Associate | 026786 | 969.42 | 51.92 | 1,218.08 | 1,013.58 | 0.00 | 1,013.58 |
| Campbell, Monica | Special Ed Associate | 015792 | 1,198.33 | 48.50 | 1,453.33 | 1,243.17 | 0.00 | 1,243.17 |
| Chandler, Staci | Special Ed Associate | 002127 | 970.50 | 31.50 | 1,105.50 | 1,002.00 | 0.00 | 1,002.00 |
| Chugg, John | Special Ed Associate | 025518 | 754.58 | 0.00 | 848.08 | 754.58 | 0.00 | 754.58 |
| Claes, Anne | Special Ed Associate-PARA | 002275 | 1,039.92 | 19.75 | 1,242.83 | 1,057.67 | 0.00 | 1,057.67 |
| Comito, Mary | Special Ed Associate | 026514 | 918.83 | 52.25 | 1,135.42 | 960.00 | 0.00 | 960.00 |
| Coop, Chelsea | Special Ed Associate | 023000 | 5.75 | 57.50 | 63.25 | 5.75 | 0.00 | 5.75 |
| Cooper, Jeremiah | Special Ed Associate | 002488 | 864.42 | 23.58 | 1,076.83 | 886.50 | 0.00 | 886.50 |
| Cory, Amy | Special Ed Associate-PARA | 028274 | 377.50 | 11.50 | 498.25 | 389.00 | 0.00 | 389.00 |
| Daugherty, Jen | Special Ed Associate | 023817 | 365.25 | 5.75 | 434.75 | 371.00 | 0.00 | 371.00 |
| Davis, Sandra | Special Ed Associate | 003042 | 395.00 | 51.92 | 509.92 | 432.92 | 0.00 | 432.92 |
| De Graaf, Carlee | Special Ed Associate | 021423 | 302.50 | 17.25 | 383.00 | 317.25 | 0.00 | 317.25 |
| Decker, Kara | Special Ed Associate | 028240 | 434.17 | 11.50 | 485.92 | 445.67 | 0.00 | 445.67 |
| Dow, Katherine | Special Ed Associate | 027278 | 916.47 | 31.08 | 1,130.55 | 947.30 | 0.00 | 947.30 |
| Drake, Julie | Special Ed Associate | 015814 | 89.75 | 0.00 | 89.75 | 89.00 | 0.00 | 89.00 |
| Drake, Julie | Special Ed Associate-PARA | 015814 | 922.17 | 50.00 | 1,118.67 | 952.17 | 0.00 | 952.17 |
| Dreyer, Danielle | Special Ed Associate | 022411 | 1,022.33 | 43.83 | 1,244.33 | 1,060.83 | 0.00 | 1,060.83 |
| Dutcher, Kathleen | Special Ed Associate | 021539 | 502.17 | 20.08 | 546.25 | 515.25 | 0.00 | 515.25 |
| Dzubak, Mary | Special Ed Associate | 028339 | 348.75 | 5.00 | 451.50 | 353.75 | 0.00 | 353.75 |
| Edwards, Mary | Special Ed Associate | 026581 | 182.50 | 5.00 | 192.50 | 185.00 | 0.00 | 185.00 |
| Edwards, Mary | Special Ed Associate-PARA | 026581 | 689.75 | 62.00 | 840.25 | 746.25 | 0.00 | 746.25 |
| Fast, Tabitha | Special Ed Associate | 027189 | 662.58 | 235.75 | 1,087.67 | 742.58 | 0.00 | 742.58 |
| Faux, Crystal | Special Ed Associate-PARA | 003891 | 1,214.42 | 116.00 | 1,557.42 | 1,330.42 | 0.00 | 1,330.42 |
| Fiffeld, Dori | Special Ed Associate | 026646 | 690.65 | 12.67 | 764.98 | 684.85 | 0.00 | 684.85 |
| Firestone, Jodi | Special Ed Associate | 025569 | 485.28 | 15.42 | 567.45 | 500.37 | 0.00 | 500.37 |
| Fitzgerrell, Kari | Special Ed Associate | 004057 | 1,087.50 | 239.75 | 1,554.25 | 1,286.25 | 0.00 | 1,286.25 |
| Fowler, Emily | Special Ed Associate | 023973 | 888.75 | 57.50 | 1,039.75 | 882.00 | 0.00 | 882.00 |
| Frederick, Elena | Special Ed Associate | 024341 | 1,055.20 | 11.33 | 1,238.20 | 1,066.20 | 0.00 | 1,066.20 |
| Furleigh, Nicholas | Special Ed Associate | 028100 | 317.67 | 35.00 | 461.17 | 338.67 | 0.00 | 338.67 |
| Gardner, Amy | Special Ed Associate | 004901 | 669.08 | 25.42 | 776.08 | 694.42 | 0.00 | 694.42 |
| Goetzl, Sherry | Special Ed Associate-PARA | 004758 | 1,174.17 | 103.50 | 1,396.67 | 1,204.50 | 0.00 | 1,204.50 |
| Goodson, Mariah | Special Ed Associate | 025640 | 1,010.17 | 35.50 | 1,229.67 | 1,044.67 | 0.00 | 1,044.67 |
| Goodson, Quinn | Special Ed Associate | 026654 | 1,003.83 | 55.58 | 1,235.25 | 1,059.42 | 0.00 | 1,059.42 |
| Goodwin, Nicole | Special Ed Associate | 027430 | 708.02 | 31.25 | 858.27 | 739.27 | 0.00 | 739.27 |
| Gott, Brenda | Special Ed Associate | 021636 | 888.27 | 146.23 | 1,142.83 | 981.60 | 0.00 | 981.60 |
| Gray, Megan | Special Ed Associate | 024228 | 35.00 | 35.00 | 70.00 | 35.00 | 0.00 | 35.00 |
| Grgurich, Kelsie | Special Ed Associate | 026468 | 28.67 | 0.00 | 28.67 | 25.00 | 0.00 | 25.00 |
| Grgurich, Kelsie | Special Ed Associate-PARA | 026468 | 985.00 | 31.00 | 1,109.50 | 986.00 | 0.00 | 986.00 |
| Haider, Khursheid | Special Ed Associate | 005126 | 975.00 | 33.17 | 1,192.58 | 1,008.17 | 0.00 | 1,008.17 |
| Harmer, Tess | Special Ed Associate | 026344 | 1,352.28 | 106.75 | 1,697.53 | 1,438.72 | 0.00 | 1,438.72 |
| Harrigan, Mary | Special Ed Associate | 022985 | 828.17 | 52.67 | 994.42 | 877.50 | 0.00 | 877.50 |
| Haugland, Renee | Special Ed Associate | 026760 | 626.75 | 4.25 | 707.50 | 631.00 | 0.00 | 631.00 |
| Havran, Lori | Special Ed Associate-PARA | 019828 | 993.75 | 32.92 | 1,181.92 | 1,020.42 | 0.00 | 1,020.42 |
| Heiden, Emily | Special Ed Associate | 027570 | 781.25 | 0.00 | 879.00 | 781.25 | 0.00 | 781.25 |
| Heltink, Bobbie | Special Ed Associate | 026808 | 751.25 | 13.75 | 883.25 | 744.50 | 0.00 | 744.50 |
| Heth, Laurie | Special Ed Associate | 024996 | 279.17 | 7.00 | 394.67 | 279.17 | 0.00 | 279.17 |
| Hice, Melody | Special Ed Associate | 028010 | 537.67 | 14.25 | 632.42 | 551.92 | 0.00 | 551.92 |
| Hickman, Efstathia | Special Ed Associate | 005827 | 1,031.50 | 19.83 | 1,232.58 | 1,045.67 | 0.00 | 1,045.67 |
| Hoegh, Ashley | Special Ed Associate | 027944 | 553.33 | 6.00 | 659.08 | 559.33 | 0.00 | 559.33 |
| Howarth, Melissa | Special Ed Associate | 026476 | 393.25 | 10.67 | 480.42 | 403.92 | 0.00 | 403.92 |
| Hoyt, Ashli | Special Ed Associate-PARA | 026395 | 342.25 | 7.50 | 413.00 | 345.25 | 0.00 | 345.25 |
| Hudson, Tasha | Special Ed Associate | 006114 | 1,225.93 | 108.50 | 1,561.43 | 1,334.43 | 0.00 | 1,334.43 |
| Hunter, Leticia | Special Ed Associate | 027618 | 221.33 | 75.00 | 353.83 | 273.33 | 0.00 | 273.33 |
| Ipsen, Wendy | Special Ed Associate-PARA | 021814 | 478.50 | 9.00 | 552.50 | 478.83 | 0.00 | 478.83 |
| Irvin, Joelle | Special Ed Associate | 023590 | 370.00 | 0.00 | 510.00 | 370.00 | 0.00 | 370.00 |
| Iverson, Blake | Special Ed Associate | 024406 | 0.00 | 30.00 | 30.00 | 0.00 | 0.00 | 0.00 |
| Iwig, Becky | Special Ed Associate | 023914 | 809.00 | 77.00 | 1,062.00 | 839.50 | 0.00 | 839.50 |
| Jackson, Rachelle | Special Ed Associate | 026727 | 990.57 | 66.75 | 1,243.07 | 1,057.32 | 0.00 | 1,057.32 |

| | | | | | | | | | |
|-----|-----------------------|---------------------------|--------|----------|--------|----------|----------|------|----------|
| 98 | Jobst, Karen | Special Ed Associate-PARA | 006491 | 985.08 | 50.50 | 1,202.08 | 1,035.58 | 0.00 | 1,035.58 |
| | Johnson, Mallory | Special Ed Associate | 025208 | 56.75 | 0.00 | 56.75 | 47.50 | 0.00 | 47.50 |
| | Johnson, Mallory | Special Ed Associate-PARA | 025208 | 891.67 | 30.00 | 1,030.17 | 906.42 | 0.00 | 906.42 |
| | Johnson, Samantha | Special Ed Associate | 024015 | 0.00 | 57.50 | 57.50 | 0.00 | 0.00 | 0.00 |
| | Jordan, Lewis | Special Ed Associate | 027669 | 466.58 | 104.08 | 665.33 | 493.75 | 0.00 | 493.75 |
| 95 | Jungers, Randy | Special Ed Associate | 006815 | 1,218.20 | 117.17 | 1,462.87 | 1,274.70 | 0.00 | 1,274.70 |
| | Jurgensmier, Cynthia | Special Ed Associate | 025534 | 957.42 | 91.67 | 1,245.83 | 1,037.33 | 0.00 | 1,037.33 |
| | Keasey, Terri | Special Ed Associate-PARA | 006998 | 697.83 | 363.25 | 1,236.92 | 853.58 | 0.00 | 853.58 |
| | Kness, Lori | Special Ed Associate | 015938 | 950.58 | 48.00 | 1,159.58 | 998.58 | 0.00 | 998.58 |
| | Kracht, Jordyn | Special Ed Associate | 028487 | 213.00 | 0.00 | 283.00 | 213.00 | 0.00 | 213.00 |
| 100 | Kroloff, Esther | Special Ed Associate-PARA | 007579 | 1,231.17 | 100.50 | 1,558.67 | 1,331.67 | 0.00 | 1,331.67 |
| | Krueger, Carol | Special Ed Associate | 020052 | 670.08 | 50.75 | 804.83 | 720.33 | 0.00 | 720.33 |
| | Lamison, Bonnie | Special Ed Associate | 028452 | 278.42 | 0.00 | 350.42 | 278.42 | 0.00 | 278.42 |
| | Lane, Raven | Special Ed Associate | 026638 | 119.25 | 25.00 | 177.25 | 139.25 | 0.00 | 139.25 |
| | Lanham, Cynthia | Special Ed Associate-PARA | 015679 | 646.92 | 9.72 | 839.63 | 656.63 | 0.00 | 656.63 |
| 105 | Lewis, Michael | Special Ed Associate | 021598 | 989.68 | 42.83 | 1,219.77 | 1,026.52 | 0.00 | 1,026.52 |
| | Lienemann, Christina | Special Ed Associate | 023760 | 303.08 | 86.25 | 425.83 | 323.50 | 0.00 | 323.50 |
| | Liker, Barbara | Special Ed Associate | 008109 | 965.25 | 108.58 | 1,251.25 | 1,073.83 | 0.00 | 1,073.83 |
| | Longlet, Jerri Ann | Special Ed Associate | 008281 | 52.25 | 0.00 | 97.25 | 52.25 | 0.00 | 52.25 |
| | Longlet, Jerri Ann | Special Ed Associate-PARA | 008281 | 941.75 | 85.75 | 1,133.00 | 967.75 | 0.00 | 967.75 |
| 110 | Lowe, Kinsey | Special Ed Associate | 027162 | 797.52 | 77.58 | 1,050.93 | 852.40 | 0.00 | 852.40 |
| | Mann, Bat | Special Ed Associate | 888888 | 26.83 | 0.00 | 26.83 | 26.83 | 0.00 | 26.83 |
| | Mau, Devon | Special Ed Associate | 026522 | 868.23 | 73.93 | 1,109.67 | 898.73 | 0.00 | 898.73 |
| | McAbee, Brandi | Special Ed Associate | 026883 | 825.17 | 87.00 | 1,095.00 | 904.67 | 0.00 | 904.67 |
| | McCombs, Addison | Special Ed Associate | 026719 | 1,344.28 | 106.00 | 1,676.78 | 1,437.53 | 0.00 | 1,437.53 |
| 115 | McDermott, Casey | Special Ed Associate | 024040 | 536.50 | 39.25 | 639.92 | 572.25 | 0.00 | 572.25 |
| | McGuire, Wendy | Special Ed Associate | 026824 | 867.75 | 57.00 | 1,028.25 | 922.92 | 0.00 | 922.92 |
| | McLaughlin, Vicky | Special Ed Associate | 008958 | 0.00 | 30.00 | 30.00 | 0.00 | 0.00 | 0.00 |
| | Mehalovich, Beth | Special Ed Associate | 020257 | 9.53 | 19.07 | 28.60 | 9.53 | 0.00 | 9.53 |
| | Meunier, Kristina | Special Ed Associate-PARA | 023191 | 976.50 | 52.25 | 1,198.42 | 1,022.67 | 0.00 | 1,022.67 |
| 120 | Meyer, Elaine | Special Ed Associate | 028509 | 201.75 | 18.00 | 299.17 | 212.42 | 0.00 | 212.42 |
| | Mills, Angela | Special Ed Associate | 024678 | 977.67 | 38.58 | 1,178.42 | 1,011.33 | 0.00 | 1,011.33 |
| | Mills, Maria | Special Ed Associate | 026743 | 994.33 | 24.00 | 1,179.33 | 1,010.08 | 0.00 | 1,010.08 |
| | Mitchell, Julie | Special Ed Associate | 023795 | 956.50 | 46.75 | 1,099.67 | 996.83 | 0.00 | 996.83 |
| | Mona, Lynne | Special Ed Associate | 023809 | 920.75 | 57.00 | 1,076.75 | 977.50 | 0.00 | 977.50 |
| 125 | Moran, Michelle | Special Ed Associate | 027308 | 243.67 | 27.00 | 308.92 | 252.17 | 0.00 | 252.17 |
| | Murillo, Marvine | Special Ed Associate | 028495 | 152.50 | 23.00 | 181.25 | 152.50 | 0.00 | 152.50 |
| | Murr, Brenda | Special Ed Associate | 027316 | 810.50 | 58.00 | 1,048.33 | 861.25 | 0.00 | 861.25 |
| | Myers, Samantha | Special Ed Associate | 024139 | 0.00 | 98.00 | 105.00 | 0.00 | 0.00 | 0.00 |
| | Nichols, Deb | Special Ed Associate | 026670 | 877.50 | 46.25 | 1,022.75 | 923.75 | 0.00 | 923.75 |
| 124 | Nockels, Charles | Special Ed Associate | 027286 | 38.08 | 11.25 | 64.17 | 38.08 | 0.00 | 38.08 |
| | Nordgren, Susan | Special Ed Associate-PARA | 010197 | 1,324.00 | 22.50 | 1,481.50 | 1,343.50 | 0.00 | 1,343.50 |
| | Nuss, Jodi | Special Ed Associate | 024066 | 909.75 | 42.75 | 1,056.50 | 946.75 | 0.00 | 946.75 |
| | Nyman, Sherri | Special Ed Associate | 024686 | 0.00 | 138.00 | 214.50 | 0.00 | 0.00 | 0.00 |
| | Olsen, Lauren | Special Ed Associate | 026328 | 127.75 | 82.50 | 231.50 | 181.25 | 0.00 | 181.25 |
| 130 | Orvig, Heather | Special Ed Associate | 028223 | 0.00 | 0.00 | 16.50 | 0.00 | 0.00 | 0.00 |
| | Orvig, Heather | Special Ed Associate-PARA | 028223 | 26.50 | 0.00 | 26.50 | 26.50 | 0.00 | 26.50 |
| | Osborne, Melody | Special Ed Associate | 010456 | 1,207.75 | 110.50 | 1,514.50 | 1,221.25 | 0.00 | 1,221.25 |
| | Oxenford, Katie | Special Ed Associate | 027880 | 496.75 | 11.25 | 571.00 | 508.00 | 0.00 | 508.00 |
| | Patterson, Dawn | Special Ed Associate | 028118 | 392.25 | 24.00 | 517.75 | 399.25 | 0.00 | 399.25 |
| 140 | Peachey, Julie | Special Ed Associate | 020435 | 1,006.53 | 45.42 | 1,212.95 | 1,040.78 | 0.00 | 1,040.78 |
| | Perez, Jennifer | Special Ed Associate-PARA | 010839 | 345.67 | 23.00 | 374.42 | 362.17 | 0.00 | 362.17 |
| | Philpott, Willa | Special Ed Associate-PARA | 011061 | 1,033.37 | 32.58 | 1,254.87 | 1,064.92 | 0.00 | 1,064.92 |
| | Pierce, Mary (Nicole) | Special Ed Associate | 026611 | 1,041.32 | 17.75 | 1,257.57 | 1,059.07 | 0.00 | 1,059.07 |
| | Ploeger, Kati | Special Ed Associate | 023868 | 1,012.17 | 55.75 | 1,228.92 | 1,038.67 | 0.00 | 1,038.67 |
| 145 | Powers, Pamela | Special Ed Associate | 025585 | 811.98 | 33.08 | 941.98 | 835.90 | 0.00 | 835.90 |
| | Price, Chastity | Special Ed Associate | 023965 | 749.83 | 130.25 | 1,052.58 | 821.08 | 0.00 | 821.08 |
| | Putney, Cassandra | Special Ed Associate-PARA | 011401 | 955.67 | 78.00 | 1,188.92 | 1,027.08 | 0.00 | 1,027.08 |
| | Rehm, Stephanie | Special Ed Associate | 026204 | 675.25 | 140.33 | 906.58 | 732.25 | 0.00 | 732.25 |
| | Renner, Chetna | Special Ed Associate-PARA | 021601 | 1,035.50 | 35.00 | 1,174.00 | 1,060.25 | 0.00 | 1,060.25 |
| 150 | Reynolds, Carol | Special Ed Associate | 026492 | 937.00 | 38.25 | 1,135.42 | 968.92 | 0.00 | 968.92 |
| | Rhodes, Misty | Special Ed Associate | 026620 | 610.70 | 45.92 | 717.45 | 630.43 | 0.00 | 630.43 |
| | Richards, Tammy | Special Ed Associate | 028479 | 229.50 | 7.00 | 306.50 | 229.50 | 0.00 | 229.50 |
| | Robberts, Sherri | Special Ed Associate | 027103 | 609.80 | 18.00 | 732.30 | 623.30 | 0.00 | 623.30 |
| | Robinson, Hayden | Special Ed Associate | 028177 | 411.42 | 33.50 | 572.67 | 444.92 | 0.00 | 444.92 |
| 165 | Robinson, Kelli | Special Ed Associate | 023949 | 1,262.50 | 67.75 | 1,557.25 | 1,329.00 | 0.00 | 1,329.00 |
| | Rose, Laine | Special Ed Associate | 027359 | 637.25 | 49.25 | 839.83 | 686.50 | 0.00 | 686.50 |
| | Rothman, Madeline | Special Ed Associate | 012238 | 971.42 | 62.92 | 1,192.17 | 959.33 | 0.00 | 959.33 |
| | Russell, Arika | Special Ed Associate | 003972 | 1,047.25 | 292.00 | 1,565.75 | 1,159.25 | 0.00 | 1,159.25 |
| | Safris, Jodi | Special Ed Associate | 026859 | 984.17 | 22.00 | 1,170.17 | 994.00 | 0.00 | 994.00 |
| 180 | Schaeffer, James | Special Ed Associate | 028517 | 160.83 | 0.00 | 244.25 | 160.83 | 0.00 | 160.83 |
| | Schnirring, Susan | Special Ed Associate | 023086 | 14.83 | 0.00 | 14.83 | 14.83 | 0.00 | 14.83 |
| | Scott, Sara | Special Ed Associate-PARA | 027324 | 739.25 | 5.50 | 838.25 | 744.75 | 0.00 | 744.75 |
| | Seibers, Courtney | Special Ed Associate | 024643 | 642.00 | 57.08 | 789.83 | 694.75 | 0.00 | 694.75 |
| | Senn, Aaron | Special Ed Associate | 024325 | 1,296.50 | 81.50 | 1,610.00 | 1,363.67 | 0.00 | 1,363.67 |
| 165 | Sickerson, Heidi | Special Ed Associate | 020613 | 893.17 | 116.33 | 1,174.50 | 965.33 | 0.00 | 965.33 |
| | Sirianni, Angela | Special Ed Associate | 026425 | 972.33 | 35.00 | 1,173.58 | 1,006.33 | 0.00 | 1,006.33 |
| | Sofen, Jessica | Special Ed Associate | 027197 | 889.67 | 10.08 | 1,089.08 | 899.75 | 0.00 | 899.75 |
| | Stamer, Leigh | Special Ed Associate | 023299 | 10.50 | 0.00 | 10.50 | 10.50 | 0.00 | 10.50 |
| | Stanley, Jennifer | Special Ed Associate | 013374 | 384.17 | 16.82 | 438.10 | 351.18 | 0.00 | 351.18 |
| 170 | Stolarz, Barbara | Special Ed Associate | 027987 | 194.25 | 14.83 | 261.00 | 209.08 | 0.00 | 209.08 |
| | Stonehocker, Debra | Special Ed Associate-PARA | 013552 | 0.00 | 238.00 | 245.00 | 0.00 | 0.00 | 0.00 |
| | Straughn, Carmen | Special Ed Associate | 026689 | 950.18 | 109.33 | 1,219.62 | 1,026.77 | 0.00 | 1,026.77 |
| | Swanson, Lorene | Special Ed Associate | 025682 | 527.92 | 22.75 | 610.17 | 549.42 | 0.00 | 549.42 |
| | Temple, Juli | Special Ed Associate | 024864 | 332.00 | 25.00 | 412.00 | 356.00 | 0.00 | 356.00 |
| 175 | Thomas, Delana | Special Ed Associate | 025631 | 1,149.15 | 90.00 | 1,458.65 | 1,239.15 | 0.00 | 1,239.15 |
| | Thome, Melody | Special Ed Associate | 013943 | 387.33 | 26.88 | 471.55 | 401.75 | 0.00 | 401.75 |
| | Tisl, Brent | Special Ed Associate | 014052 | 1,059.83 | 5.75 | 1,266.83 | 1,065.58 | 0.00 | 1,065.58 |
| | Tolman, Kay | Special Ed Associate | 024414 | 939.00 | 48.75 | 1,143.00 | 982.00 | 0.00 | 982.00 |
| | Tounsley, Tammy | Special Ed Associate | 027090 | 842.73 | 108.50 | 1,140.57 | 929.23 | 0.00 | 929.23 |
| 180 | Turner, Tammy | Special Ed Associate | 026298 | 484.75 | 185.58 | 759.33 | 558.58 | 0.00 | 558.58 |
| | Underfer, Paula | Special Ed Associate | 023930 | 839.50 | 93.50 | 1,032.00 | 927.50 | 0.00 | 927.50 |

| | | | | | | | | | |
|-----|-------------------------|---------------------------|--------|-------------------|------------------|-------------------|-------------------|-------------|-------------------|
| 185 | Van Wyk, Jenna | Special Ed Associate | 021792 | 819.08 | 102.50 | 1,084.50 | 921.58 | 0.00 | 921.58 |
| | Van Zante, Rena | Special Ed Associate-PARA | 021822 | 24.17 | 0.00 | 24.17 | 23.75 | 0.00 | 23.75 |
| | Vestal, Tayler | Special Ed Associate | 022551 | 499.17 | 21.00 | 611.17 | 520.17 | 0.00 | 520.17 |
| | Walker, Kelsey | Special Ed Associate-PARA | 022551 | 88.25 | 24.50 | 182.75 | 112.75 | 0.00 | 112.75 |
| | Walker, Kelsey | Special Ed Associate | 015989 | 0.00 | 57.50 | 57.50 | 0.00 | 0.00 | 0.00 |
| | Wenger, Lori | Special Ed Associate | 026379 | 733.17 | 25.50 | 943.33 | 758.67 | 0.00 | 758.67 |
| | West, Madison | Special Ed Associate | 026387 | 989.83 | 74.17 | 1,248.83 | 1,062.17 | 0.00 | 1,062.17 |
| | Whitaker, Teresa | Special Ed Associate-PARA | 014982 | 950.75 | 92.00 | 1,198.00 | 1,022.50 | 0.00 | 1,022.50 |
| 190 | White, Emily | Special Ed Associate | 026433 | 895.08 | 153.83 | 1,224.42 | 966.08 | 0.00 | 966.08 |
| | Whitmore, Lesley | Special Ed Associate | 027677 | 649.92 | 42.92 | 865.25 | 687.08 | 0.00 | 687.08 |
| | Wiley, Cynthia | Special Ed Associate | 027251 | 152.00 | 67.50 | 277.00 | 182.92 | 0.00 | 182.92 |
| | Willett, Susan | Special Ed Associate | 015121 | 509.00 | 19.00 | 651.00 | 524.00 | 0.00 | 524.00 |
| | Wilson, Champaigne | Special Ed Associate | 027553 | 27.50 | 29.58 | 74.83 | 33.42 | 0.00 | 33.42 |
| 195 | Wilson, Sherri | Special Ed Associate | 009083 | 934.33 | 135.80 | 1,238.55 | 1,066.05 | 0.00 | 1,066.05 |
| | Wilson-Osborne, Melanie | Special Ed Associate | 025178 | 742.25 | 27.50 | 912.25 | 764.25 | 0.00 | 764.25 |
| | Wilson-Osborne, Melanie | Special Ed Associate-PARA | 025178 | 130.75 | 0.00 | 138.25 | 130.75 | 0.00 | 130.75 |
| | Wisner, Sally | Special Ed Associate | 026565 | 1,080.33 | 14.83 | 1,280.00 | 1,087.75 | 0.00 | 1,087.75 |
| | Wood, Kelsey | Special Ed Associate | 026450 | 29.92 | 0.00 | 29.92 | 29.92 | 0.00 | 29.92 |
| 200 | Wood, Kelsey | Special Ed Associate-PARA | 026450 | 84.17 | 0.00 | 90.08 | 82.83 | 0.00 | 82.83 |
| | Wortock, Meagan | Special Ed Associate | 027170 | 605.25 | 46.83 | 798.00 | 645.58 | 0.00 | 645.58 |
| 202 | Young, Shelly | Special Ed Associate | 021369 | 647.67 | 87.50 | 832.42 | 706.92 | 0.00 | 706.92 |
| | | | | 130,065.53 | 10,247.53 | 162,810.88 | 136,192.37 | 1.00 | 136,193.37 |

Urbandale Community School District
Comparison by Fiscal Year for # of Sp Ed Associates paid in month of October
May, 2015

| # staff by FY | FY14 - (October 2013 payroll names) | | | # staff by level | # staff by FY | FY13 - (October 2012 payroll names) | | | # staff by level |
|------------------|-------------------------------------|-------------|---------|---------------------|------------------|-------------------------------------|------------------|----------|---------------------|
| 1 | Janelle | Anderson | Level I | 1 | 1 | Sarah | Boten | Level I | 1 |
| 2 | Nancy | Anderson | Level I | 2 | 2 | Krista | Cairo | Level I | 2 |
| 3 | Tanya | Baumgardner | Level I | 3 | 3 | Nancy | Cylor | Level I | 3 |
| 4 | Darcy | Baysinger | Level I | 4 | 4 | Marron | Cox | Level I | 4 |
| 5 | Bralyn | Beathea | Level I | 5 | 5 | Julie | Drake | Level I | 5 |
| 6 | Victoria | Beaver | Level I | 6 | 6 | Megan | Gray | Level I | 6 |
| 7 | Angela | Belger | Level I | 7 | 7 | Lisa | Hansman | Level I | 7 |
| 8 | Emily | Bodenstedt | Level I | 8 | 8 | Efstathia | Hickman | Level I | 8 |
| 9 | Sarah | Boten | Level I | 9 | 9 | Melissa | Hyde | Level I | 9 |
| 10 | Shauna | Bream | Level I | 10 | 10 | Pamella | Ingamells | Level I | 10 |
| 11 | Deborah | Brown | Level I | 11 | 11 | Melissa | Johansen | Level I | 11 |
| 12 | Kylee | Brownrigg | Level I | 12 | 12 | Rita | kane | Level I | 12 |
| 13 | Krista | Cairo | Level I | 13 | 13 | Teri | Keasey | Level I | 13 |
| 14 | Britney | Caldwell | Level I | 14 | 14 | Sharon | King | Level I | 14 |
| 15 | Mary | Crees | Level I | 15 | 15 | Elizabeth | Lee | Level I | 15 |
| 16 | Terry | Dennis | Level I | 16 | 16 | Cynthia | Miller | Level I | 16 |
| 17 | Tammy | Dial | Level I | 17 | 17 | Sharon | Mitchell | Level I | 17 |
| 18 | Julie | Drake | Level I | 18 | 18 | Julie | Peachey | Level I | 18 |
| 19 | Laura | Emerson | Level I | 19 | 19 | Sandra | Peebler-Richards | Level I | 19 |
| 20 | Julie | Evans | Level I | 20 | 20 | Jennifer | Perez | Level I | 20 |
| 21 | Tabitha | Fast | Level I | 21 | 21 | Miriah | Pettus | Level I | 21 |
| 22 | Dori | Fifield | Level I | 22 | 22 | Kristin | Phillips | Level I | 22 |
| 23 | Jody | Firestone | Level I | 23 | 23 | Roberta | Riley | Level I | 23 |
| 24 | Nicole | Goodwin | Level I | 24 | 24 | Gail | Russ | Level I | 24 |
| 25 | Cathy | Grimm | Level I | 25 | 25 | Susan | Schnirring | Level I | 25 |
| 26 | Lisa | Hansman | Level I | 26 | 26 | Courtney | Seibers | Level I | 26 |
| 27 | Efstathia | Hickman | Level I | 27 | 27 | Heidi | Sickerson | Level I | 27 |
| 28 | Wendy | Ipsen | Level I | 28 | 28 | Sharon | Smith-Olson | Level I | 28 |
| 29 | Rachelle | Jackson | Level I | 29 | 29 | Debra | Stonehocker | Level I | 29 |
| 30 | Melissa | Johansen | Level I | 30 | 30 | Christine | Tisl | Level I | 30 |
| 31 | Elaine | Johnson | Level I | 31 | 31 | Teresa | Whitaker | Level I | 31 |
| 32 | Cynthia | Jurgensmier | Level I | 32 | 32 | Sherri | Wilson | Level I | 32 |
| 33 | Leland | Kane | Level I | 33 | 33 | Cheryl | Zimmer | Level I | 33 |
| 34 | Terri | Keasey | Level I | 34 | 34 | Connie | Armstrong | Level II | 1 |
| 35 | Angela | Mills | Level I | 35 | 35 | Debra | Austin | Level II | 2 |
| 36 | Maria | Mills | Level I | 36 | 36 | Tanya | Baumgardner | Level II | 3 |
| 37 | Brenda | Murr | Level I | 37 | 37 | Fedha | Berbo | Level II | 4 |
| 38 | Natalie | Nordlund | Level I | 38 | 38 | Leslie | Berigan | Level II | 5 |
| 39 | Julie | Peachey | Level I | 39 | 39 | Carly | Blazing | Level II | 6 |
| 40 | Jennifer | Perez | Level I | 40 | 40 | Elizabeth | Block | Level II | 7 |
| 41 | Mary | Pierce | Level I | 41 | 41 | Jessica | Brooks | Level II | 8 |
| 42 | Elizabeth | Reisner | Level I | 42 | 42 | Tamara | Brown | Level II | 9 |
| 43 | Misty | Rhodes | Level I | 43 | 43 | Julia | Buman | Level II | 10 |
| 44 | Amy | Rinker | Level I | 44 | 44 | Monica | Campbell | Level II | 11 |
| 45 | Sherri | Roberts | Level I | 45 | 45 | Chelsea | Coop | Level II | 12 |
| 46 | Laine | Rose | Level I | 46 | 46 | Amber | Daugherty | Level II | 13 |
| 47 | Brenna | Ryan | Level I | 47 | 47 | Jennifer | Daugherty | Level II | 14 |
| 48 | Donna | Schmidt | Level I | 48 | 48 | Kimberly | Devolder | Level II | 15 |
| 49 | Heidi | Sickerson | Level I | 49 | 49 | Vonda | Felder | Level II | 16 |
| 50 | Sharon | Smith-Olson | Level I | 50 | 50 | Ryan | Flack | Level II | 17 |
| 51 | Carmen | Straughn | Level I | 51 | 51 | Emily | Fowler | Level II | 18 |
| 52 | Michelle | Ternes | Level I | 52 | 52 | Alyssa | Frakes | Level II | 19 |
| 53 | Delana | Thomas | Level I | 53 | 53 | Carly | Fritz | Level II | 20 |
| 54 | Christine | Tisl | Level I | 54 | 54 | Cayli | Garrett | Level II | 21 |
| 55 | Stephanie | Walljasper | Level I | 55 | 55 | Mary | Harrigan | Level II | 22 |
| 56 | Lori | Wenger | Level I | 56 | 56 | Lori | Havran | Level II | 23 |
| 57 | Madison | West | Level I | 57 | 57 | Cara | Hollingworth | Level II | 24 |
| 58 | Teresa | Whitaker | Level I | 58 | 58 | Rebecca | Iwig | Level II | 25 |
| 59 | Tiffany | Williams | Level I | 59 | 59 | Krista | Jaspering | Level II | 26 |
| 60 | Champaign | Wilson | Level I | 60 | 60 | Karen | Jobst | Level II | 27 |
| 61 | Sherri | Wilson | Level I | 61 | 61 | Melanie | Johnson | Level II | 28 |
| 62 | Megan | Wortock | Level I | 62 | 62 | Russell | Kirkpatrick | Level II | 29 |
| 63 | Cheryl | Zimmer | Level I | 63 | 63 | Allie | Klenk | Level II | 30 |

| # staff | | | | # staff | | | | # staff | | | | # staff | | | |
|---------|-------------------------------------|--------------|-----------|----------|-------|-------------------------------------|-------------|-----------|----------|-------|-------------------------------------|-------------|-----------|----------|--|
| by FY | FY14 - (October 2013 payroll names) | | | by level | by FY | FY13 - (October 2012 payroll names) | | | by level | by FY | FY13 - (October 2012 payroll names) | | | by level | |
| 64 | Randy | Jungers | Level I | 64 | 64 | Lori | Kness | Level II | 31 | 64 | Lori | Kness | Level II | 31 | |
| 65 | Debra | Austin | Level II | 1 | 65 | Carol | Krueger | Level II | 32 | 65 | Carol | Krueger | Level II | 32 | |
| 66 | Howard | Barber | Level II | 2 | 66 | Annette | Laswell | Level II | 33 | 66 | Annette | Laswell | Level II | 33 | |
| 67 | Patricia | Beckwith | Level II | 3 | 67 | Michael | Lewis | Level II | 34 | 67 | Michael | Lewis | Level II | 34 | |
| 68 | Leslie | Berigan | Level II | 4 | 68 | Christina | Lienemann | Level II | 35 | 68 | Christina | Lienemann | Level II | 35 | |
| 69 | Elizabeth | Block | Level II | 5 | 69 | Staci | Mathews | Level II | 36 | 69 | Staci | Mathews | Level II | 36 | |
| 70 | Tamara | Brown | Level II | 6 | 70 | Kristina | Meunier | Level II | 37 | 70 | Kristina | Meunier | Level II | 37 | |
| 71 | Lynn | Bruggemann | Level II | 7 | 71 | Julie | Mitchell | Level II | 38 | 71 | Julie | Mitchell | Level II | 38 | |
| 72 | Angela | Burroughs | Level II | 8 | 72 | Sharon | Mitchell | Level II | 39 | 72 | Sharon | Mitchell | Level II | 39 | |
| 73 | Chastity | Butts | Level II | 9 | 73 | Lynn | Mona | Level II | 40 | 73 | Lynn | Mona | Level II | 40 | |
| 74 | Krista | Cairo | Level II | 10 | 74 | Samantha | Myers | Level II | 41 | 74 | Samantha | Myers | Level II | 41 | |
| 75 | Monica | Campbell | Level II | 11 | 75 | Aaron | Nikkel | Level II | 42 | 75 | Aaron | Nikkel | Level II | 42 | |
| 76 | Mary | Comito | Level II | 12 | 76 | Jodi | Nuss | Level II | 43 | 76 | Jodi | Nuss | Level II | 43 | |
| 77 | Jeremiah | Cooper | Level II | 13 | 77 | Miriah | Pettus | Level II | 44 | 77 | Miriah | Pettus | Level II | 44 | |
| 78 | Danielle | Dryer | Level II | 14 | 78 | Kati | Ploeger | Level II | 45 | 78 | Kati | Ploeger | Level II | 45 | |
| 79 | Amy | Gardner | Level II | 15 | 79 | Chastity | Price | Level II | 46 | 79 | Chastity | Price | Level II | 46 | |
| 80 | Mariah | Goodson | Level II | 16 | 80 | Cassandra | Putney | Level II | 47 | 80 | Cassandra | Putney | Level II | 47 | |
| 81 | Mary | Harrigan | Level II | 17 | 81 | Chetna | Renner | Level II | 48 | 81 | Chetna | Renner | Level II | 48 | |
| 82 | Lori | Havran | Level II | 18 | 82 | Brenda | Richardson | Level II | 49 | 82 | Brenda | Richardson | Level II | 49 | |
| 83 | Bobbie | Heitink | Level II | 19 | 83 | Keli-Jo | Robinson | Level II | 50 | 83 | Keli-Jo | Robinson | Level II | 50 | |
| 84 | Cara | Hollingworth | Level II | 20 | 84 | Sierra | Rons | Level II | 51 | 84 | Sierra | Rons | Level II | 51 | |
| 85 | Melissa | Howarth | Level II | 21 | 85 | Madaline | Rothman | Level II | 52 | 85 | Madaline | Rothman | Level II | 52 | |
| 86 | Ashli | Hoyt | Level II | 22 | 86 | Leigh | Stamer | Level II | 53 | 86 | Leigh | Stamer | Level II | 53 | |
| 87 | Rebecca | Iwig | Level II | 23 | 87 | Melody | Thome | Level II | 54 | 87 | Melody | Thome | Level II | 54 | |
| 88 | Karen | Jobst | Level II | 24 | 88 | Paula | Underfer | Level II | 55 | 88 | Paula | Underfer | Level II | 55 | |
| 89 | Mallory | Johnson | Level II | 25 | 89 | Rena | VanZante | Level II | 56 | 89 | Rena | VanZante | Level II | 56 | |
| 90 | Lori | Kness | Level II | 26 | 90 | Danielle | Walbufrn | Level II | 57 | 90 | Danielle | Walbufrn | Level II | 57 | |
| 91 | Carol | Krueger | Level II | 27 | 91 | Kelsey | Walker | Level II | 58 | 91 | Kelsey | Walker | Level II | 58 | |
| 92 | Raven | Lane | Level II | 28 | 92 | Cassandra | Wimer | Level II | 59 | 92 | Cassandra | Wimer | Level II | 59 | |
| 93 | Michael | Lewis | Level II | 29 | 93 | Michelle | Young | Level II | 60 | 93 | Michelle | Young | Level II | 60 | |
| 94 | Autumn | Mcgee | Level II | 30 | 94 | Cyrus | Andrews | Level III | 1 | 94 | Cyrus | Andrews | Level III | 1 | |
| 95 | Kristina | Meunier | Level II | 31 | 95 | Anne | Claes | Level III | 2 | 95 | Anne | Claes | Level III | 2 | |
| 96 | Julie | Mitchell | Level II | 32 | 96 | Crystal | Faux | Level III | 3 | 96 | Crystal | Faux | Level III | 3 | |
| 97 | Michelle | Moran | Level II | 33 | 97 | Natasha | Ferriss | Level III | 4 | 97 | Natasha | Ferriss | Level III | 4 | |
| 98 | Aaron | Nikkel | Level II | 34 | 98 | Kari | Fitzgerrell | Level III | 5 | 98 | Kari | Fitzgerrell | Level III | 5 | |
| 99 | Charles | Nockels | Level II | 35 | 99 | Sherry | Goetzl | Level III | 6 | 99 | Sherry | Goetzl | Level III | 6 | |
| 100 | Kati | Ploeger | Level II | 36 | 100 | Brenda | Gott | Level III | 7 | 100 | Brenda | Gott | Level III | 7 | |
| 101 | Chastity | Price | Level II | 37 | 101 | Khursheid | Haider | Level III | 8 | 101 | Khursheid | Haider | Level III | 8 | |
| 102 | Cassandra | Putney | Level II | 38 | 102 | Tasha | Hudson | Level III | 9 | 102 | Tasha | Hudson | Level III | 9 | |
| 103 | Carol | Reynolds | Level II | 39 | 103 | Samantha | Johnson | Level III | 10 | 103 | Samantha | Johnson | Level III | 10 | |
| 104 | Madaline | Rothman | Level II | 40 | 104 | Esther | Kroloff | Level III | 11 | 104 | Esther | Kroloff | Level III | 11 | |
| 105 | Jodi | Safiris | Level II | 41 | 105 | Christopher | Kuehler | Level III | 12 | 105 | Christopher | Kuehler | Level III | 12 | |
| 106 | Angela | Sirianni | Level II | 42 | 106 | Barbara | Liker | Level III | 13 | 106 | Barbara | Liker | Level III | 13 | |
| 107 | Melody | Thome | Level II | 43 | 107 | Jerri | Longlet | Level III | 14 | 107 | Jerri | Longlet | Level III | 14 | |
| 108 | Brent | Tisl | Level II | 44 | 108 | Carrie | Lyman | Level III | 15 | 108 | Carrie | Lyman | Level III | 15 | |
| 109 | Tammy | Tounsley | Level II | 45 | 109 | Beth | Mehalovich | Level III | 16 | 109 | Beth | Mehalovich | Level III | 16 | |
| 110 | Jenna | VanWyk | Level II | 46 | 110 | Gina | Myers | Level III | 17 | 110 | Gina | Myers | Level III | 17 | |
| 111 | Emily | White | Level II | 47 | 111 | Willa | Philpott | Level III | 18 | 111 | Willa | Philpott | Level III | 18 | |
| 112 | Sally | Wisner | Level II | 48 | 112 | Roberta | Putney | Level III | 19 | 112 | Roberta | Putney | Level III | 19 | |
| 113 | Kelsey | Wood | Level II | 49 | 113 | Aaron | Senn | Level III | 20 | 113 | Aaron | Senn | Level III | 20 | |
| 114 | Michelle | Young | Level II | 50 | 114 | Debra | Stonehocker | Level III | 21 | 114 | Debra | Stonehocker | Level III | 21 | |
| 115 | Janelle | Anderson | Level III | 1 | 115 | Kali Rae | Stumpff | Level III | 22 | 115 | Kali Rae | Stumpff | Level III | 22 | |
| 116 | Heather | Antunez | Level III | 2 | 116 | Cammie | Tran | Level III | 23 | 116 | Cammie | Tran | Level III | 23 | |
| 117 | Anne | Claes | Level III | 3 | 117 | Jenna | VanWyk | Level III | 24 | 117 | Jenna | VanWyk | Level III | 24 | |
| 118 | Crystal | Faux | Level III | 4 | 118 | Susan | Willett | Level III | 25 | 118 | Susan | Willett | Level III | 25 | |
| 119 | Kari | Fitzgerrell | Level III | 5 | 119 | Eileen | Bogaards | ECSE II | 1 | 119 | Eileen | Bogaards | ECSE II | 1 | |
| 120 | Sherry | Goetzl | Level III | 6 | 120 | Staci | Chandler | ECSE II | 2 | 120 | Staci | Chandler | ECSE II | 2 | |
| 121 | Quinn | Goodson | Level III | 7 | 121 | Heather | Davison | ECSE II | 3 | 121 | Heather | Davison | ECSE II | 3 | |
| 122 | Brenda | Gott | Level III | 8 | 122 | Carlee | DeGraaf | ECSE II | 4 | 122 | Carlee | DeGraaf | ECSE II | 4 | |
| 123 | Khursheid | Haider | Level III | 9 | 123 | James | Epstein | ECSE II | 5 | 123 | James | Epstein | ECSE II | 5 | |
| 124 | Tess | Hermer | Level III | 10 | 124 | Elena | Frederick | ECSE II | 6 | 124 | Elena | Frederick | ECSE II | 6 | |
| 125 | Tasha | Hudson | Level III | 11 | 125 | Joelle | Irvin | ECSE II | 7 | 125 | Joelle | Irvin | ECSE II | 7 | |
| 126 | Esther | Kroloff | Level III | 12 | 126 | Blake | Iverson | ECSE II | 8 | 126 | Blake | Iverson | ECSE II | 8 | |
| 127 | Barbara | Liker | Level III | 13 | 127 | Nancy | Johnson | ECSE II | 9 | 127 | Nancy | Johnson | ECSE II | 9 | |
| 128 | Jerri | Longlet | Level III | 14 | 128 | Shannon | Lamarre | ECSE II | 10 | 128 | Shannon | Lamarre | ECSE II | 10 | |
| 129 | Devon | Mau | Level III | 15 | 129 | Casey | McDermott | ECSE II | 11 | 129 | Casey | McDermott | ECSE II | 11 | |
| 130 | Brandi | McAbee | Level III | 16 | 130 | Susan | Nordgren | ECSE II | 12 | 130 | Susan | Nordgren | ECSE II | 12 | |

| # staff | | | | # staff |
|---------|-------------------------------------|------------|-----------|---------|
| by FY | FY14 - (October 2013 payroll names) | | by level | |
| 131 | Addison | McCombs | Level III | 17 |
| 132 | Lauren | Olsen | Level III | 18 |
| 133 | Willa | Philpott | Level III | 19 |
| 134 | Pamela | Powers | Level III | 20 |
| 135 | Stephanie | Rehm | Level III | 21 |
| 136 | Keli-jo | Robinson | Level III | 22 |
| 137 | Courtney | Powers | Level III | 23 |
| 138 | Aaron | Senn | Level III | 24 |
| 139 | Kay | Tolman | Level III | 25 |
| 140 | Tammy | Turner | Level III | 26 |
| 141 | Susan | Willett | Level III | 27 |
| 142 | Emily | Bodenstedt | ECSE II | 1 |
| 143 | Eileen | Bogaards | ECSE II | 2 |
| 144 | Cynthia | Bowen | ECSE II | 3 |
| 145 | Staci | Chandler | ECSE II | 4 |
| 146 | John | Chugg | ECSE II | 5 |
| 147 | Jennifer | Daugherty | ECSE II | 6 |
| 148 | Sandra | Davis | ECSE II | 7 |
| 149 | Heather | Davison | ECSE II | 8 |
| 150 | Carlee | De Graaf | ECSE II | 9 |
| 151 | Katherine | Dow | ECSE II | 10 |
| 152 | Emily | Fowler | ECSE II | 11 |
| 153 | Elena | Frederick | ECSE II | 12 |
| 154 | Kelsie | Grgurich | ECSE II | 13 |
| 155 | Renee | Haugland | ECSE II | 14 |
| 156 | Shannon | Lamarre | ECSE II | 15 |
| 157 | Kinsey | Lowe | ECSE II | 16 |
| 158 | Casey | McDermott | ECSE II | 17 |
| 159 | Wendy | McGuire | ECSE II | 18 |
| 160 | Lynne | Mona | ECSE II | 19 |
| 161 | Debra | Nichols | ECSE II | 20 |
| 162 | Susan | Nordren | ECSE II | 21 |
| 163 | Jodi | Nuss | ECSE II | 22 |
| 164 | Chetna | Renner | ECSE II | 23 |
| 165 | Arika | Russell | ECSE II | 24 |
| 166 | Jessica | Sofen | ECSE II | 25 |
| 167 | Lorene | Swanson | ECSE II | 26 |
| 168 | Cynthia | Wiley | ECSE II | 27 |

| # staff | | | | # staff |
|---------|-------------------------------------|----------|----------|---------|
| by FY | FY13 - (October 2012 payroll names) | | by level | |
| 131 | Sarah | Phillips | ECSE II | 13 |
| 132 | Arika | Russell | ECSE II | 14 |
| 133 | Beverly | Telander | ECSE II | 15 |
| 134 | Kay | Tolman | ECSE II | 16 |

UCSD Continual Improvement: Dr. Stilwell's 10-Year Highlights

| Strategic Plan Goals | Ensure Success For All Learners; Guaranteed & Viable Curriculum | Develop Leadership Capacity Throughout System | Create Sustainable Learning Organization To Increase Workforce Effectiveness | Strengthen Productive Partnerships For Education | Provide Efficient & Effective Business Services To Optimize Resources |
|-------------------------------------|--|---|--|---|---|
| District Improvements (2005 - 2015) | 2014 and 2015 highest achievement levels (% of students proficient) in 17 years. | Iowa Recognition for Performance Excellence - Bronze level 2015 | Accreditations: Dept of Education & Equity (Civil Rights) review. | Established Key Partnerships: John Deere Financial, Bridgestone Tires, Wells Fargo, Iowa Quality Center, Deming Institute. | Passage of voter-approved PPEL (80% approval). |
| | Creation of more extensive graduate course offerings. | Board Policy (101) supporting a systems approach to continual improvement. | Creation of shared district vision. | Student TEAMS program (3 yrs) | Development of 10-year facility plan. |
| | Increased student access to computers, iPads, & Chromebooks. | National & state presentations by UCSD staff: IRPE (3 yrs), Deming Institute (3 yrs), Shipley National Forums (2 yrs), National Quality Education Conf (2 yrs). | Creation & deployment of five-year district strategic plan. | Community Needs Assessment Forum: further defined district's desired state; updated Exit Outcomes for graduates; identified major educational needs for UCSD. | Unspent balance of spending authority: From 6.1% in 2010 to 11.1% in 2014. |
| | Urbandale Education Foundation: Implementation of educator grants & new scholarships for graduates. | Baldrige Examiner Training: Denise Wood, Tim Carver, Mark Lane, Jason Volmer, Doug Stilwell. | Teacher Evaluation Process: aligned with Iowa Teaching Standards. | Ongoing development of press releases resulting in greater media coverage of positives in the district; Urbandale Living Magazine Superintendent's monthly blogs. | General Fund solvency ratio: From 5.6% in 2010 to 12.4% in 2014. |
| | Increased STEM-related courses and clubs (Computer Science and Software Engineering courses; Hyperstream Club) | Creation of district-wide safety committee. | Staff Selection Process: implemented School Recruiter software. | Redesigned/rebuilt district website; reinforced district messaging via Q/CI Showcase (video library); increasing social media presence. | Student Registration Process: implemented INFOSNAP electronic registration process. |
| | | Over 90% of teachers have implemented Q/CI (CCI) in their classrooms. | Substitute Calling Process: implemented AESOP substitute placement & absence system. | Development of district brochure & Urbandale Viewpoint (semi-annual district newsletter). | Board Meetings: implemented electronic process using iPads. |
| | | Teacher Leadership & Compensation funding awarded to district. | | Restoration of Urbandale Education Foundation: combined Dollars for Scholars & Urbandale Alumni Association under one umbrella. | Completion of UMS remodel & additions. |



URBANDALE
COMMUNITY SCHOOL DISTRICT

**URBANDALE COMMUNITY SCHOOL DISTRICT
BOARD OF DIRECTORS' MEETING
MONDAY, JUNE 1, 2015
BOARD MEETING – 5:30 P.M.
URBANDALE HIGH SCHOOL – 7111 AURORA AVENUE
CHRIS GUNNARE, PRESIDENT**

WORK SESSION

Call to Order and Roll Call

President Chris Gunnare called the board meeting to order at 5:35 P.M. Upon roll call, the following members were present: Directors Aaron Applegate, Adam Obrecht, Mark Wierson, and President Gunnare. Directors Graham Giles and Kyle Kruidenier were absent, and Vice President Cate Newberg arrived later.

Approval of Agenda

Director Wierson moved, and Director Applegate seconded the motion to approve the agenda as posted. Motion passed with all ayes 4-0.

Report of the Superintendent of Schools

A. Approval of High School Interact Club

Several students submitted an application to form a new club at Urbandale High School titled Interact Club. Director Obrecht moved and Director Applegate seconded the motion to approve the new Interact Club. Motion passed with all ayes 4-0.

B. Approval of Resolution and Instructional Support Levy

The District's Instructional Support Levy (ISL) expires June 30, 2016. A resolution to continue the levy for 5 years is submitted for the Board of Director's consideration. Chief Financial Officer Shelly Clifford explained that if approved, a public hearing would be conducted on June 15, 2015 and the Board would take action on the ISL later during that meeting. The ISL levy is widely used by school districts in Iowa to provide additional funding for school programming. While the ISL is subject to the State's foundation formula, it is primarily funded through local property taxes. Director Obrecht moved and Director Applegate seconded the motion to approve the resolution. Motion passed with all ayes 4-0.

Vice President Cate Newberg arrived at 5:45 P.M.

C. Facilities Update Discussion of Architects

The Urbandale Community School Board of Directors discussed an architect search process for future projects within the Elementary Facility Master Plan. Several area firms are to be interviewed by a committee including three Board members.

D. Approval of 2015-2016 Annual Improvement Goals

Crista Carlile, Director of Teaching and Learning, presented and requested approval of the 2015-2016 Annual Improvement Goals. Director Obrecht moved and Vice President Newberg seconded the motion to approve the Annual Improvement Goals. Motion passed with all ayes 5-0.

E. Approval of the United Electrical and Radio Works Union (UEW) 2015-2016 Master Contract tentative agreement and Wages Schedule, proposed 2015-2016 Classified Wages Schedule and the 2015-2016 Supervisor and Others Salary/Wage Increase

Shelly Clifford, Chief Financial Officer, submitted information about the United Electrical and Radio Workers Union (UEW) 2015-2016 Master Contract tentative agreement and Wages Schedule, proposed 2015-2016 Classified Wages Schedule and the 2015-2016 Supervisor and Others Salary/Wage Increase. The tentative agreement was ratified by the union, and was presented for consideration by the Board of Directors. Director Obrecht moved and Director Applegate seconded the motion to approve the UEW tentative agreement, wage schedule, and proposed salary/wage increases for Classified, Supervisors, and Others.

F. Approval of Furniture Purchases not to exceed \$95,000 for Administration Office Remodel

Shelly Clifford, CFO, discussed the planned remodel work at the District Administration Office, and furniture purchases. Ms. Clifford requested approval of furniture purchases not to exceed \$95,000. Director Obrecht moved, and Vice President Newberg seconded the motion to approve a budget of \$95,000 for District Administration Office furniture. Motion passed with all ayes 5-0.

G. First Reading of Board Policy 101

Dr. Doug Stilwell, Superintendent, recommended approval of First Reading of updated Board Policy 101. Vice President Newberg moved and Director Applegate seconded the motion to approve the first reading of Board Policy 101. Motion passed with all ayes 5-0.

Consent Agenda Items

- A. Approval of Monday, May 18, 2015 Board Meeting Minutes
- B. Approval of Open Enrollments for 2015-16, including nine students enrolling into the District, and seven students enrolling out
- C. Approval of Personnel Report as submitted, including Addendum
- D. Approval of Head Start Agreement with Drake University for 2015-16

- E. Approval of UHS Activities Requests, including: \$25 increase per event to music judges compensation, 2015-16 choreography approval, All state Music Festival participation, Jaywalker participation in Regional Dance Competition with out of state travel to Bloomington MN, Show Choir participation in competitions with out of state travel to Omaha NE, Vocal Music request for out of state travel for a performance in Sioux Falls SD, Instrumental Music request for participation in Coe College Jazz Festival in Cedar Rapids, and Vocal Music request for a Spring Break trip through Bob Rogers Travel to St. Louis MO.
- F. Approval of alio Accounting System Maintenance Renewal for 2015-16
- G. Approval of a multi-year technology purchases for audio-visual (AV) equipment to create a classroom standard for AV equipment at all buildings. Initial purchases for two buildings are estimated to total \$84,000 at Rolling Green, and \$56,550 at Karen Acres.
- H. Authorization to Pay Bills as submitted totaling \$418,817.08

Director Wierson moved, and Vice President Newberg seconded the motion to approve the consent agenda items A through H, as submitted. Motion passed with all ayes 5-0.

Adjourn

Director Obrecht moved, and Vice President Newberg seconded the motion to adjourn the meeting at 6:45 P.M. Motion passed with all ayes 5-0.

Board President Date

ATTEST:

Board Secretary Date

These minutes are unofficial until approved by the Board of Directors at their meeting on June 15, 2015.

Open Enrollment In
June 15, 2015

Urbandale Community School District
Submitted By Student Services

The following requests for open enrollment from another school district to attend the Urbandale Community School District in the 2015-2016 school year have been received and submitted for approval:

| <u>Student/Grade</u> | <u>Resident District</u> | <u>Reason For Request</u> |
|-------------------------------------|--------------------------|---------------------------|
| Annabelle Schwartz, 1 st | West Des Moines | Move/Good Cause |
| Landon Vue, 1st | Johnston | Move/Continuation |

The following requests for open enrollment from another school district to attend the Urbandale Community School District in the 2015-2016 school year are recommended for denial:

| <u>Student/Grade</u> | <u>Resident District</u> | <u>Reason For Denial</u> |
|----------------------|--------------------------|--------------------------|
| None | None | None |

Open Enrollment Out
June 15, 2015

Urbandale Community School District
Submitted By Student Services

The following requests for open enrollment out from the Urbandale Community School District in the 2015-2016 school year have been received and submitted for approval:

| <u>Student/Grade</u> | <u>District Requesting</u> | <u>Reason For Request</u> |
|-------------------------------------|----------------------------|---------------------------|
| Theophilus Kinyea, 10 th | Des Moines | Trans Of Res Dist |
| Sandra Paniagua, 4 th | West Des Moines | Move/Continuation |
| Dylan Talo, 3 rd | Johnston | Move/Continuation |

The following requests for open enrollment out from the Urbandale Community School District in the 2015-2016 school year are recommended for denial:

| <u>Student/Grade</u> | <u>District Requesting</u> | <u>Reason For Denial</u> |
|----------------------|----------------------------|--------------------------|
|----------------------|----------------------------|--------------------------|

**URBANDALE COMMUNITY SCHOOL DISTRICT
PERSONNEL REPORT FOR BOARD APPROVAL**

Board Meeting – June 15, 2015

1. ADMINISTRATIVE APPOINTMENT

DENISE WOOD, Administration Office, Director of Quality/Continual Improvement, \$104,657/year. Effective August 1, 2015.

2. CERTIFIED APPOINTMENT

KALI STUMPPF, Karen Acres Elementary School, .5 5th Grade Core Teacher, BA, Row X, \$21,854/year. Effective August 14, 2015. [New]

BRETT FINGER, Urbandale High School, .5 Math Teacher, BA, Row W, \$22,054/year. Effective August 14, 2015. [New]

AMBER HELLER, Olmsted Elementary School, ECSE Teacher, BA, Row X, \$43,708/year. Effective August 14, 2015. [Replacement]

MICHELLE HOILE, Rolling Green Elementary School, .5 Art Teacher, BA, Row R, \$22,988.50/year. Effective July 28, 2015. [Replacement]

JENNA JOHNSON, Olmsted Elementary School, Kindergarten Teacher, BA, Row X, \$43,708/year. Effective August 14, 2015. [New]

MADDY MANNING, Valerius/Olmsted Elementary School, .5/.5 Special Education Teacher, BA, Row X, \$43,708/year. Effective August 14, 2015. [Replacement]

KATY SEVERE, Karen Acres Elementary School, .5 Special Education Teacher, MA, Row T, \$25,211.50/year. Effective August 14, 2015. [Replacement]

RICHARD THIMMESCH, Urbandale High School, .5 Instrumental Music Teacher, MA, Row R, \$22,527.50/year, Extra Duty Stipend Step 9, 9%, \$3,853/year. Effective August 14, 2015. [New]

3. EXTRA DUTY STIPENDS

MARC HERMON, Moodle Manager, \$10,000/year. Effective July 1, 2015.

DAMON STAKER, Energy Educator, \$16,652/year. Effective July 1, 2015.

4. CERTIFIED RESIGNATION

COURTNEY GAMBAIANI, Webster Elementary School, Preschool Teacher, personal. Effective June 4, 2015.

5. CLASSIFIED APPOINTMENT

MEGAN BROWNELL, Webster Elementary School, Special Education Associate, Class II, Step 1-Para, \$14.24/hr, 5.75 hr/day. Effective August 24, 2015. [Replacement]

CHAR COON, Webster Elementary School, Special Education Associate, Class II, Step 1, \$13.74/hr, 5.75 hr/day. Effective August 24, 2015. [Replacement]

STEPHANIE GIBSON, Urbandale High School, Special Education Associate, Class II, Step 1, \$13.74/hr, 5.75 hr/day. Effective August 24, 2015. [New]

HANNAH KITT, Urbandale High School, Special Education Associate, Class II, Step 1, \$13.74/hr, 5.75 hr/day. Effective August 24, 2015. [Replacement]

JODI SAFRIS, Webster Elementary School, Special Education Associate, Class II, Step 3, \$14.27/hr, 5.75 hr/day. Effective August 24, 2015. [Replacement]

6. CLASSIFIED RESIGNATIONS

MICHELE JENSEN, Olmsted Elementary School, Special Education Associate, personal. Effective May 1, 2015.

JACOB HARDER, Adventuretime Associate, personal. Effective May 28, 2015.

7. CO-CURRICULAR RESIGNATION

LAURA FOG, Urbandale High School, Show Choir Director, personal. Effective June 9, 2015.



Synergy Dance Choreography Contract 2015-2016

Team Name: Urbandale High School **Team Contact:** Ashley Schaubroeck

Tentative Dates: August 12-13, 2015

Service: State Kick Routine Choreography + Cut Music

Cost: \$2,000 + Travel (TBD and split with Ankeny High School)

Deposit: \$1,000 **Deposit Due Date:** June 3, 2015

Final Payment: \$1,000 (plus travel TBD) **Final Payment Due Date:** July 3, 2015

Terms:

1. Client must sign contract and submit deposit within 60 days of requested choreography dates (specific due date listed above) in order to reserve their team's spot.
2. Final payment must be received prior to the first day of the choreography session in order for the choreographer to complete the session. Final payment date is listed above. Travel costs will be added to this cost as soon as all arrangements are made by the choreographer.
3. Checks must be made out to Synergy Dance LLC and are the only form of accepted payment at this time.
4. If choreography must be cancelled due to the school, team, or coach or because of late payments, deposit will not be refunded.
5. Any cancellations must be submitted to Synergy in writing. Any cancellation received less than 30 days before scheduled choreography will not receive a refund.
6. I give my permission to use photos or videos which may be taken during the choreography session and appear on Synergy's website or marketing material for advertising purposes

I hereby release Synergy Dance LLC from any and all claims for damages or injuries which may be sustained while participating in any activity connected to this choreography session. I have read and understand the above terms regarding payments, cancellations, due dates, etc.

Printed Name: Shelly Clifford

Signature: Shelly Clifford Date: 6/3/15

Subject to Board approval on 6/15/15

AGREEMENT FOR Driver Education Services

Drive Tek, LLC, a Limited Liability Company duly incorporated under the laws of the State of Iowa, with corporate offices located at 9120 NW 26th Street, Ankeny, Iowa 50023 (“**Drive Tek**”) will provide the driver education program for the **Urbandale Community School District** (the “**School District**”), based upon the following:

1. **Drive Tek** is given the exclusive right to offer all drivers’ education programs for the **Urbandale Community School District** for a period, beginning on July 31, 2015, and expiring on July 30, 2016.

2. Program Options

Drive Tek agrees to provide:

- Driver Education Vehicle(s)
- Vehicle Maintenance/Fuel
- Automobile Liability Insurance
- Student Textbooks
- Teachers and compensation

- Driver Education Vehicle(s)
- Vehicle Maintenance/Fuel
- Automobile Liability Insurance
- Student textbooks
- Teachers and compensation

3. **Drive Tek** agrees to conduct such programs in compliance with all applicable driver education requirements as established and mandated pursuant to the Code of Iowa and the Iowa Administrative Code, including, but not limited to, the following:

- (a) Code of Iowa, Section 714.17-714.23 (right to advertise and sell courses of instruction)
- (b) Code of Iowa Chapter 261B. (Registration as a Secondary Educational Institution)
- (c) Proprietary School Bond in the amount of \$50,000.00 (dollars)
- (d) Code of Iowa Chapter 321.178.1 (approval to grant driver education certificates)
- (e) 761 Iowa Administrative Code Sections 634.1 through 634.8 (Department of Transportation rules regarding Driver Education Courses.)
- (f) The Federal Family Educational Records and Privacy Act and Iowa Code Chapter 22 (regarding confidentiality of student records).

4. Instructors

- (a) **Drive Tek** agrees to provide a sufficient number of licensed driver education instructors as required by 761 Iowa Administrative Code Chapter 634 to accommodate the needs of all students enrolled in the **School District** program. **Drive Tek** shall notify the **School District** of the names of instructors assigned to each school program. The parties to this agreement agree to mutually cooperate with respect to the evaluation of the work performance of all instructors assigned to the **School District**.
- (b) **Drive Tek** shall be the sole employer of the instructors and shall be solely responsible for the hiring, discipline, scheduling, assignment, and discharge of all instructors and for the payment of all salaries, benefits, employment taxes, workers’ compensation and all other employment requirements. However, the instructors shall comply with all policies, rules and regulations of the **School District** while performing services under this agreement, including specifically with rules regarding the ban on tobacco products in the automobiles and with rules regarding student discipline and rules of confidentiality of student information.

- (c) **Drive Tek** agrees to conduct a thorough background check on all instructors or other employees that will come into contact with students of the **School District**. The background check will include, but not necessarily be limited to, a criminal background check comparable to the one done by the **School District** for its employees, a check for child and sexual abuse, verification of appropriate licensure and driving records.
- (d) The **School District** agrees to assist in evaluating **Drive Tek** instructors who are on a provisional teacher's license for permanent teacher's license as is required by Iowa law.

5. Registration Activities

- (a) The **School District** agrees to provide to **Drive Tek** complete class lists to include names and addresses of all students eligible for driver education. **School District** will assist **Drive Tek** with enrollment of eligible students in the program by making announcements, posting flyers, allowing pre-registration and registration activities and/or taking any other action reasonably requested by **Drive Tek**. **Drive Tek** shall not distribute any promotional materials to students without first obtaining approval from the **School District** as to the content and method of delivery of promotional materials.
- (b) The **School District** agrees to allow non-district students in the program in the event of insufficient enrollment. **Urbandale Community School District** students will have first priority for enrollment in the driver education program over non-district students until 7 days before the beginning of the next scheduled session.
- (c) **Drive Tek** agrees not to inflate the class size to bring in non-district students.

6. Equipment/Facilities/Text Books

- (a) The **School District** shall make available to **Drive Tek** suitable classrooms and facilities for the conduct of driver education classes which will include, but not be limited to, access to a working TV/VCR, teacher's desk, student desks, blackboard or dry eraser board.
- (b) The **School District** agrees to provide **Drive Tek** instructors with a procedure for receiving mail, telephone access, limited use of copy machine, fax machine and phone message service.
- (c) **Drive Tek** agrees to provide driver training vehicles. The vehicles will be equipped to meet all necessary safety and instructional functions as required by the State of Iowa. All vehicles will be equipped with the following items:
 - (1) Instructor dual brake
 - (2) Inside instructor's rear-view mirror
 - (3) Instructor's check mirror
 - (4) Required driver education signs
 - (5) Outside rear-view mirrors mounted on each side of the vehicle

7. Program Administration and Support

- (a) **Drive Tek** agrees to be responsible for all the administrative duties of the program including:

- (1) Workers' Compensation Insurance covering all employees as required by Iowa law.
 - (2) Comprehensive General Liability Insurance with a minimum limit of:
\$1,000,000 Per Occurrence for Bodily Injury
\$1,000,000 Per Occurrence for Property Damage
or \$1,000,000 Combined Single Limit
 - (3) Automobile Liability Insurance with minimum limits of:
\$1,000,000 Per Person
\$1,000,000 Per Occurrence for Bodily Injury
\$1,000,000 Per Occurrence for Property Damage or
\$1,000,000 Combined Single Limits
 - (4) Umbrella/Excess Liability coverage with minimum of \$2,000,000 limit per occurrence.
- (b) **Drive Tek** will furnish to the **School District** a certificate of said coverage prior to commencing any work under this Agreement and will list the **School District** as an additional insured. **Drive Tek** shall provide renewal certificates prior to expiration or modification of any coverage.
- (c) **Drive Tek** agrees to protect, to defend, to indemnify and to hold the **School District** harmless from and against all suits, claims and demands, and expenses, including reasonable attorneys fees and expenses, based upon alleged damage to property and any alleged injury to persons (including death) which may occur or be alleged to occur by or on account of any negligent or willful act or omission on the part of **Drive Tek**, its subcontractors, or any of their employees or agents in the fulfillment of the terms of this Agreement or of a non-district student admitted into the program by **Drive Tek**.

10. Costs and Fees

- (a) **Drive Tek** agrees to collect all fees from students unless the student is eligible for a partial or full waiver of the student fee, in which case the school district shall pay Drive Tek for such students' full or partial fees in a timely manner.
- (b) **Drive Tek** will charge a \$35.00 fee for missed drives. Students who do not notify the instructor in advance that they will not be able to make their drive time will be charged a \$35.00 per hour fee. Students will pay **Drive Tek** directly for any missed drives.
- (c) The **School District** agrees to pay Drive Tek in a timely manner. The specific payment date per session will be negotiated upon acceptance of this contract.
- (d) **Drive Tek** will charge a fee of \$325.00 per student. Urbandale schools will pay \$300 for students on full waivers, and will pay \$100 for students on partial waivers.
- (e) **Drive Tek** reserves the right to withhold certificate of completion for driver education course until the entire tuition has been collected.
- (f) The **School District** and **Drive Tek** mutually agree to re-negotiate the fee as stated in section 10(c), if necessary, if driver education requirements as stated in Iowa Code Section 714.17-714.23 and/or 761 Iowa Administrative Code Chapter 634 are modified or amended by legislative act or administrative law rule making during the effective dates of this Agreement and the changes reflect an increase in instructor contact hours for students.

- (g) In the event that fuel prices reach a predetermined price point and remain at that price point for more than two consecutive weeks, the next 30 hour scheduled class session will be charged an additional \$10.00 per student fuel surcharge. In the event that fuel prices drop below the predetermined price point and remain at that price point for more than two consecutive weeks, the surcharge for that price point will be removed for the next 30 hour scheduled class session. The price point will be determined by the price of fuel within the community in which the **Urbandale High School** resides.

Predetermined price points

\$3.49.9 per gallon

\$4.49.9 per gallon

\$5.49.9 per gallon

\$6.49.9 per gallon

Drive Tek will not be considered in breach of contract if fuel rationing or market shortages occur. **Drive Tek** will make every attempt to complete the training as fuel becomes available.

11. Refund Policy

- (a) All driving programs

- (1) Students dropping the program will be charged based on the number of classes and driving sessions attended at a rate of \$35.00 per class hour attended and \$35.00 per hour of drive time. **Drive Tek** will not refund any portion of the fee if the combined sum of the classroom and driving hourly rate exceed the fee as stipulated in contract section 10(d) or 10(f) or 10(g), which ever applies. Written documentation must be submitted with the signature of both student and instructor, verifying attendance of the student.

- (b) Students dismissed from the driver education program for a violation of student conduct rules will be reimbursed in accordance to contract section 11(a).

- (c) The refund policy shall not apply in the event that a student fails the driver education program. Full tuition shall be required for said student to retake the class.

12. Program Evaluation/Termination.

- (a) In the event of any material breach of the obligations of either party to this Agreement, the non-breaching party shall give written notice of such breach to the other party, who shall have thirty (30) days from the date of the notice to cure the breach. In the event the breach is not cured prior to the expiration of the thirty-day period, this Agreement will terminate on the thirtieth day following the notice of breach. This paragraph shall not prohibit the **District** from suspending or terminating this Agreement immediately for safety breaches by **Drive Tek**.

13. Exclusivity

- (a) The Urbandale Community School District will not offer any other driver education course, whether school affiliated or private company, to its students.

- (b) The Urbandale Community school District will not rent any portion of a building to another company to offer driver education courses during the term of this agreement.

- (c) The Urbandale Community School District will not promote through its website or official publications any other driver education course or program.

14. Miscellaneous.

- (a) This Agreement shall be interpreted and enforced in accordance with the laws of the State of Iowa.
- (b) No amendment to this Agreement shall be valid unless made in writing and signed by both parties.
- (c) The invalidity of any restriction, condition or other provision of this Agreement shall not impair or affect in any way the validity or enforceability of the rest of this Agreement.
- (d) This Agreement contains the entire understanding and agreement of the parties with respect to the subject matter hereof and supersedes any prior representations, understandings or agreements.
- (e) Except as otherwise provided in this Agreement, every covenant, term and provision of this Agreement shall be binding upon and inure to the benefit of the parties and their respective successors and assigns. Provided, however, that this Agreement may not be assigned by either party without written consent of the other party.

**URBANDALE COMMUNITY
SCHOOL DISTRICT**

DRIVE TEK, LLC

President, Urbandale School Board

Date: _____

Rodney G. Van Wyk

Drive Tek

Date: _____

**Student Information Management
Summer Proposal For Bass
Submitted May 11, 2015**

Projects:

1. Student Reporting In Iowa (SRI)
Update and submit report to state by June 18th
2. Upload High School transcripts (9-12) to eTranscripts
Submit to Iowa Transcript Center by June 22rd
3. PowerSchool Rollover to new year by June 22rd
4. Verification of Supplemental Weighting for Non-Fall Courses
Mid August 2015
5. Graduate Verification
August 2015
6. Review and update InfoSnap registration procedures with Sandy
7. Verification of PSEO courses with monies
8. Assist middle school and elementaries with new master schedules
9. Update student information transferred into Lunch system
June 22rd for RG, August for others
10. Add and update new fields as required for 2015-2016 SRI
11. Continue to convert and build necessary reports into PowerSchool
SRI conversions for certified reporting and enrollment
Iowa Assessments
Additional reporting as we find what may be missing
12. Update Elementary Report Card ???
13. Update PS Backup Server to version 8

Summer Schedule:

Proposed summer work time (June and August) will be allocated as needed to complete projects. Work may be done at high school, district office, or home whichever is the most advantageous for completing projects.

Stipend:

Bass - \$6,100 (Half to be paid in July and half in August)

Copies To: Doug Stilwell, Sandy Schultz



CONTRACT FOR SERVICES

Contract Number: 2015-13146

This contract by and between Gaggle.Net, Inc. (Gaggle), mailing address PO Box 1352, Bloomington, IL and Urbandale Community School District (Customer) for good and valuable consideration as set forth hereby agree and contract as follows:

1. Services Provided by Gaggle

Gaggle shall provide the Customer with services as outlined in quote number 610842 included as an appendix and incorporated herein for the duration of the contract term at a price guaranteed herein unless the service changes. In the event of change of services, the term of this agreement remains the same however pricing may vary. Gaggle will notify the Customer of any resulting changes in pricing prior to increase and service change.

2. Contract Term

Service Commencement Date: 08-01-2015

Service End Date: 07-31-2018

3. Services and Payment

Gaggle shall provide services as outlined by the Quote (appendix). Full annual payment is due and payable within 30 days of the receipt of invoice. Customer is responsible for any and all taxes associated with services. If Customer wishes to begin installation before the contract term start date, Customer may be required to pay a pro-rated cost for early started services. Gaggle will notify the Customer of any charges prior to the early commencement of services.

This agreement provides for fixed pricing over the term of contract. The parties recognize that that the number of accounts may vary over the term of the contract. No amendment to pricing shall take place unless the number of active accounts varies by more than 20% from the original contract numbers.

4. Terms and Termination

This agreement shall become effective on the date indicated as the Service Commencement Date in the Contract and shall remain in full force and effect for the term of the contract as identified in Section 2.

Termination for Cause Either party may terminate this agreement in the event of material breach of a provision of this agreement and the other party fails to cure said breach within 30 days of written notice of said breach. In the event of early termination of the contract by Customer without cause liquidated damages equal to the value of one year's service shall be assessed.

5. Indemnity

The parties shall defend, indemnify, and hold each other harmless from any and all claims arising out their failure to perform their obligations as outline under this Contract and incorporated term.

6. Ownership

All ownership of code and product remains with Gaggle, with the exception of any Customer data and content that was uploaded or created by Customer as a result of Customer's use of Gaggle's services. Customer acknowledges that it is solely responsible for all content and information appearing on the site and Gaggle has no responsibility for the accuracy, completeness or legality of said information.



Gaggle
 P.O. Box 1352
 Bloomington, IL 61702
 Tel: (800) 288-7750
 Fax: (309) 665-0171

Gaggle Quote

| BAN | Date | Quote # |
|-----------|-----------|---------|
| 13146-000 | 5/18/2015 | 610842 |

| Name / Address |
|--|
| Urbandale Comm School District 11152 Aurora Ave Urbandale, IA 50322-2863 |

| Doc Number | Contract | Rep | FM Group # |
|------------|----------|-----|------------|
| 36811 | | EFD | 30051855 |

| Qty | Item | Description | Rate | Total |
|-----|------|---|--------------|------------|
| 535 | 8009 | Archiving Email - Google | 8.00 | 4,280.00 |
| 35 | 8301 | Archiving Warehouse Account (dormant license) | 4.00 | 140.00 |
| | TERM | 12 month annual Quote valid for 90 days | | |
| | | | Total | \$4,420.00 |



CONTRACT FOR SERVICES

Contract Number: 2015-13146

This contract by and between Gaggle.Net, Inc. (Gaggle), mailing address PO Box 1352, Bloomington, IL and Urbandale Community School District (Customer) for good and valuable consideration as set forth hereby agree and contract as follows:

1. Services Provided by Gaggle

Gaggle shall provide the Customer with services as outlined in quote number 610841 included as an appendix and incorporated herein for the duration of the contract term at a price guaranteed herein unless the service changes. In the event of change of services, the term of this agreement remains the same however pricing may vary. Gaggle will notify the Customer of any resulting changes in pricing prior to increase and service change.

2. Contract Term

Service Commencement Date: 07-01-2015

Service End Date: 06-30-2018

3. Services and Payment

Gaggle shall provide services as outlined by the Quote (appendix). Full annual payment is due and payable within 30 days of the receipt of invoice. Customer is responsible for any and all taxes associated with services. If Customer wishes to begin installation before the contract term start date, Customer may be required to pay a pro-rated cost for early started services. Gaggle will notify the Customer of any charges prior to the early commencement of services.

This agreement provides for fixed pricing over the term of contract. The parties recognize that that the number of accounts may vary over the term of the contract. No amendment to pricing shall take place unless the number of active accounts varies by more than 20% from the original contract numbers.

4. Terms and Termination

This agreement shall become effective on the date indicated as the Service Commencement Date in the Contract and shall remain in full force and effect for the term of the contract as identified in Section 2.

Termination for Cause Either party may terminate this agreement in the event of material breach of a provision of this agreement and the other party fails to cure said breach within 30 days of written notice of said breach. In the event of early termination of the contract by Customer without cause liquidated damages equal to the value of one year's service shall be assessed.

5. Indemnity

The parties shall defend, indemnify, and hold each other harmless from any and all claims arising out their failure to perform their obligations as outline under this Contract and incorporated term.

6. Ownership

All ownership of code and product remains with Gaggle, with the exception of any Customer data and content that was uploaded or created by Customer as a result of Customer's use of Gaggle's services. Customer acknowledges that it is solely responsible for all content and information appearing on the site and Gaggle has no responsibility for the accuracy, completeness or legality of said information.



Gaggle
 P.O. Box 1352
 Bloomington, IL 61702
 Tel: (800) 288-7750
 Fax: (309) 665-0171

Gaggle Quote

| BAN | Date | Quote # |
|-----------|-----------|---------|
| 13146-000 | 5/18/2015 | 610841 |

| Name / Address |
|--|
| Urbandale Comm School District 11152 Aurora Ave Urbandale, IA 50322-2863 |

| Doc Number | Contract | Rep | FM Group # |
|------------|----------|-----|------------|
| 36810 | | EFD | 30051855 |

| Qty | Item | Description | Rate | Total |
|-------|------|--|--------------|-------------|
| 4,500 | 1801 | Gaggle Safety Management for Google Email | 2.70 | 12,150.00 |
| | TERM | 12 month annual Quote valid for 90 days | | |
| | | | Total | \$12,150.00 |



Project: District Website: JuiceBox Code Review
Date: 6.10.15
Version: 1.00

Overview:

JuiceBox Interactive conducted a thorough code review of the UCSD website. Below is a summary of costs associated for fixing specific items. Attached is more detailed information describing each issue, the recommended solution, the severity, and the estimated time to complete each issue. Although some issues are considered low severity, it's recommended to fix the known issues as a best practice for effectively managing the site.

Estimated Costs For Review/Approval:

| | |
|------------------|-------------|
| Events metadata | \$ 1,000.00 |
| Galleries | \$ 500.00 |
| Internal Links | \$ 62.50 |
| Media Links | \$ 62.50 |
| Navigation hover | \$ 125.00 |
| Search icon | \$ 62.50 |

Total: \$ 1,812.50

Next Steps:

Upon the Board's review and approval, JuiceBox will fix the issues outlined in the code review.

Chris Gunnare, President of the Board of Directors

Signature of Approval

Date

URBANDALE CSD CODE REVIEW

This document outlines the results of the code review. Each item has a description of the issue and an estimate involved. Some of the items, especially related to events, are very interdependent and so it's possible that we may end up in a situation where we are forced to do some things that we had identified as low-priority in order to fix something that we identified as high-priority.

If we come across any additional issues that may affect our ability to fix others, we will notify Urbandale CSD as soon as we come across them.

Events metadata

Issue: During the event import process, the “metadata”, or pieces of information attached to the event such as start time, end time, and location, are not deleted along with the other events, and as a result, there are over 12 million abandoned rows in this single table. (As a reference point, there shouldn't be more than about 20,000 rows here if everything was normal.) This enormous quantity of data is growing daily, and it could cause a database crash at some point if it is not addressed.

Fix: Adjust the import process to correctly delete the data, and remove all abandoned or “orphaned” rows from this table.

Severity: High

Estimate: 8 hours

Galleries

Issue: The current method of adding photo galleries via the “Galleries” section in the admin is fine, but it involved hacking a plugin that is used throughout the site for a number of other things, meaning this plugin can never be updated.

Fix: There are more future-friendly ways of creating these galleries, and we would recommend that this be switched over at some point so that the plugin can return to its original state and can be updated in the future. Some other features might be dependent on this plugin being updated if they require a newer version of the plugin.

Severity: Low (*but could be a roadblock in the future*)

Estimate: 4 hours

Internal links

Issue: Some of the links built into the site, primarily in the footer, are “hard coded” to point to exact URLs. If the page URLs are ever changed via the CMS, these links will break and the pages will be inaccessible.

Fix: Change these links to reference the pages themselves, so if the page URL changes, the link will update automatically.

Severity: Low

Estimate: ½ hr

Media links

Issue: There are 3 places in the site’s code where images directly reference files inside the media library. This means that if the media library file is deleted via the admin, the image on the site will disappear and cannot be re-added.

Fix: Move these design-related images out of the media library and into the site’s image folder.

Severity: Low

Estimate: ½ hr

Navigation hover

Issue: If you move your mouse toward a navigation link, the dropdown will appear before the link is clickable.

Fix: Adjust the padding on the link and its container element so that the hover effect appears at the same time as the link becomes clickable.

Severity: Low

Estimate: 1 hr

Search icon

Issue: The search icon is noticeably grainy and pixelated.

Fix: Rebuild this icon.

Severity: Low

Estimate: ½ hr

Urbandale Community School District
Statement of Current Assets
For the period May 1 through May 31, 2015

| Fund # | Fund Name | Beginning Current Assets Balance | Revenues and other increases | Expenditures and other decreases | Ending Current Assets Balance |
|--------------------------------|------------------------|----------------------------------|------------------------------|----------------------------------|-------------------------------|
| <u>Governmental Funds:</u> | | | | | |
| 10 | General | \$ 7,967,361.48 | \$ 3,058,841.80 | \$ 3,394,214.75 | \$ 7,631,988.53 |
| <u>Special Revenue Funds:</u> | | | | | |
| 21 | Activity | 355,538.86 | 41,716.80 | 67,236.84 | 330,018.82 |
| 22 | Management | 719,455.82 | 59,956.65 | 12,407.14 | 767,005.33 |
| 24 | PERL | 81,093.87 | 10,759.20 | 12,031.86 | 79,821.21 |
| 33 | Sales Tax - projects | 5,724,876.40 | 237,432.99 | 225,413.06 | 5,736,896.33 |
| 33 | Sales Tax - restricted | 2,112,172.50 | 34.02 | 34.02 | 2,112,172.50 |
| 36 | PPEL | 396,060.11 | 29,376.01 | - | 425,436.12 |
| 40 | Debt Service** | 21,462,159.52 | 535,639.75 | 2,800.00 | 21,994,999.27 |
| | | | | | |
| <u>Proprietary Funds:</u> | | | | | |
| <u>Enterprise Funds:</u> | | | | | |
| 61 | Food Service | 1,300,680.86 | 252,377.65 | 148,213.33 | 1,404,845.18 |
| 62 | Adventuretime | 233,726.04 | 273,525.84 | 153,338.74 | 353,913.14 |
| 64 | Bldg Trades | 181,185.64 | - | 706.20 | 180,479.44 |
| 65 | Community Educ | 38,506.13 | 48,768.84 | 6,483.98 | 80,790.99 |
| | | | | | |
| <u>Internal Service Funds:</u> | | | | | |
| <u>Self-Insurance Funds:</u> | | | | | |
| 71 | Health Insurance | 2,049,267.95 | 277,594.94 | 192,553.00 | 2,134,309.89 |
| | | | | | |
| <u>Agency Funds:</u> | | | | | |
| 91 | Agency | 159,483.10 | 34,733.09 | 37,315.72 | 156,900.47 |
| | | | | | |
| TOTAL | | <u>\$ 42,781,568.28</u> | <u>\$ 4,860,757.58</u> | <u>\$ 4,252,748.64</u> | <u>\$ 43,389,577.22</u> |

Total all Funds: Ending balances May 31, 2015:

| | |
|---------------------------------------|-------------------------|
| Cash accounts | \$ 21,171,040.02 |
| Investment accounts | 7,152,166.11 |
| * Cash in escrow for rev bond reserve | 2,112,172.50 |
| ** Cash in escrow for debt refinance | 12,590,167.15 |
| Inventory accounts | 64,031.44 |
| Receivables/Payables | 300,000.00 |
| TOTAL CURRENT ASSETS: | <u>\$ 43,389,577.22</u> |

| Account No/Description | Budget Amount | Period Amount | Y-T-D Amount | Balance | Percent Received |
|-------------------------------|---------------|---------------|---------------|--------------|------------------|
| 10 GENERAL | | | | | |
| 1110 REG PROPERTY TAXES | 11,175,000.00 | 463,819.82 | 11,008,451.09 | 166,548.91 | 98.51 |
| 1114 INSTR. SUPPORT TAXES | 1,570,000.00 | 193,286.40 | 1,539,021.43 | 30,978.57 | 98.03 |
| 1116 HOMESTEAD CREDIT | 265,000.00 | -18,637.46 | 180,326.81 | 84,673.19 | 68.05 |
| 1171 UTILITY REPLACEMENT | 800,000.00 | 354,818.73 | 696,163.60 | 103,836.40 | 87.02 |
| 1321 REG TUITION - NOT OE | 825,000.00 | 111,800.00 | 540,923.54 | 284,076.46 | 65.57 |
| 1322 SPED TUITION- NOT OE | 1,235,000.00 | .00 | .00 | 1,235,000.00 | .00 |
| 1323 OE REG ED TUITION | 4,200,000.00 | .00 | 2,291,727.50 | 1,908,272.50 | 54.56 |
| 1324 SPE ED-OPEN ENROLL | 330,000.00 | .00 | 637,301.39 | -307,301.39 | 193.12 |
| 1361 REG TUITION SUM SCHL | 5,000.00 | .00 | 625.00 | 4,375.00 | 12.50 |
| 1411 TRANSP-REG ED PS | 60,000.00 | .00 | 61,975.62 | -1,975.62 | 103.29 |
| 1510 INVESTMENT INTEREST | 3,500.00 | 99.81 | 790.29 | 2,709.71 | 22.58 |
| 1790 OTHER ACT INCOME | 6,500.00 | 3,633.00 | 8,287.00 | -1,787.00 | 127.49 |
| 1910 RENTALS | 100,000.00 | 10,972.30 | 76,553.89 | 23,446.11 | 76.55 |
| 1920 CONTRIB & DONATIONS | 75,000.00 | 18,808.95 | 87,241.17 | -12,241.17 | 116.32 |
| 1922 TARGET FE GRANT | .00 | .00 | 700.00 | -700.00 | .00 |
| 1924 CONNECTING KID GRANT | 6,500.00 | .00 | 6,216.00 | 284.00 | 95.63 |
| 1941 TXTBK SALES PS | 190,000.00 | 61.53 | 207,467.82 | -17,467.82 | 109.19 |
| 1945 ID CARDS | 1,200.00 | 70.00 | 1,295.00 | -95.00 | 107.92 |
| 1991 SALE OF MATERIALS | 1,000.00 | .00 | 23,110.52 | -22,110.52 | 2311.05 |
| 1999 MISC REVENUE | 60,000.00 | 9,632.07 | 101,458.05 | -41,458.05 | 169.10 |
| 2211 POLK CO GAMING GRANT | 44,500.00 | .00 | 47,158.69 | -2,658.69 | 105.97 |
| 3111 STATE FOUNDATION AID | 14,778,103.00 | 1,462,847.00 | 13,679,563.00 | 1,098,540.00 | 92.57 |
| 3113 SPEC ED DEFIC ST AID | 25,000.00 | .00 | .00 | 25,000.00 | .00 |
| 3117 4 YR OLD PRESCHL AID | 452,231.00 | 44,984.00 | 330,720.00 | 121,511.00 | 73.13 |
| 3121 FOSTER CARE | 10,000.00 | .00 | .00 | 10,000.00 | .00 |
| 3202 BT MENTOR/INDUCTION | 25,000.00 | 16,900.00 | 33,800.00 | -8,800.00 | 135.20 |
| 3204 SALARY IMPRVMT PROG | 1,878,285.00 | 187,829.00 | 1,383,531.00 | 494,754.00 | 73.66 |
| 3214 AEA FLOW THROUGH | 1,378,897.00 | .00 | 1,378,897.00 | .00 | 100.00 |
| 3216 IOWA EARLY INTERVENT | 211,954.00 | 21,195.00 | 154,745.00 | 57,209.00 | 73.01 |
| 3221 TRANSP NON-PUBLIC | 100,000.00 | .00 | .00 | 100,000.00 | .00 |
| 3222 TXTBK AID NON-PUBLIC | 22,000.00 | .00 | 22,356.82 | -356.82 | 101.62 |
| 3261 VOCATIONAL AID | 4,300.00 | .00 | .00 | 4,300.00 | .00 |
| 3342 Early Literacy | 40,000.00 | .00 | 40,027.70 | -27.70 | 100.07 |
| 3373 THR QLY PFDEV CORE | 66,214.00 | 6,621.00 | 48,553.00 | 17,661.00 | 73.33 |
| 3376 TEACH QUAL PROF DEVE | 155,799.00 | 15,580.00 | 114,248.00 | 41,551.00 | 73.33 |
| 3801 MILITARY CREDIT | 4,500.00 | .00 | 4,486.81 | 13.19 | 99.71 |
| 3803 COMMER & INDUST REPL. | 210,000.00 | .00 | 120,940.04 | 89,059.96 | 57.59 |
| 4501 TITLE I | 279,642.00 | .00 | 214,901.00 | 64,741.00 | 76.85 |
| 4521 SPEC ED PART B | 170,635.00 | .00 | .00 | 170,635.00 | .00 |
| 4525 Spec Ed. High Cost Claim | 25,000.00 | .00 | .00 | 25,000.00 | .00 |
| 4531 PERKINS TITLE II-C | 52,151.00 | .00 | .00 | 52,151.00 | .00 |
| 4542 JUVENILE CRT LIASON | 26,154.00 | .00 | .00 | 26,154.00 | .00 |

| Account No/Description | Budget Amount | Period Amount | Y-T-D Amount | Balance | Percent Received |
|-----------------------------------|---------------|---------------|---------------|--------------|------------------|
| 10 GENERAL | | | | | |
| 4634 MEDICAID ASSISTANCE | 300,000.00 | 74,587.31 | 581,803.81 | -281,803.81 | 193.93 |
| 4643 TL IIA FED TCHR QUAL | 53,935.00 | .00 | 2,244.00 | 51,691.00 | 4.16 |
| 4648 TITLE VI-A ASSESSMNT | 22,000.00 | .00 | 15,736.00 | 6,264.00 | 71.53 |
| 4720 FED GRANT THRU AEA | .00 | .00 | 85,317.50 | -85,317.50 | .00 |
| 5311 COMPENSATION LOSS | .00 | .00 | 11,152.22 | -11,152.22 | .00 |
| 5314 SALE EQUIP/MATERIAL | 5,000.00 | .00 | .00 | 5,000.00 | .00 |
| 10 GENERAL | 41,250,000.00 | 2,978,908.46 | 35,739,817.31 | 5,510,182.69 | 86.64 |
| 21 STUDENT ACTIVITY | | | | | |
| 1510 INVESTMENT INTEREST | .00 | 5.10 | 55.17 | -55.17 | .00 |
| 1710 ADMISSION FEES | 250,000.00 | 17,806.00 | 223,266.06 | 26,733.94 | 89.31 |
| 1748 CONTEST FEES CHARGED | 20,000.00 | 4,085.00 | 25,395.00 | -5,395.00 | 126.98 |
| 1790 OTHER ACT INCOME | 250,000.00 | 19,126.75 | 400,144.42 | -150,144.42 | 160.06 |
| 1791 FUND RAISERS | 300,000.00 | 689.00 | 63,412.07 | 236,587.93 | 21.14 |
| 21 STUDENT ACTIVITY | 820,000.00 | 41,711.85 | 712,272.72 | 107,727.28 | 86.86 |
| 22 MANAGEMENT LEVY | | | | | |
| 1110 REG PROPERTY TAXES | 750,000.00 | 39,068.37 | 753,926.12 | -3,926.12 | 100.52 |
| 1116 HOMESTEAD CREDIT | 11,495.00 | -1,130.30 | 10,929.47 | 565.53 | 95.08 |
| 1171 UTILITY REPLACEMENT | 40,000.00 | 21,518.58 | 42,220.02 | -2,220.02 | 105.55 |
| 1989 | 20,296.00 | .00 | .00 | 20,296.00 | .00 |
| 1999 MISC REVENUE | 525.00 | 500.00 | 599.00 | -74.00 | 114.10 |
| 3801 MILITARY CREDIT | 294.00 | .00 | 272.11 | 21.89 | 92.55 |
| 3803 COMMER & INDUST REPL. | 10,000.00 | .00 | 7,334.61 | 2,665.39 | 73.35 |
| 22 MANAGEMENT LEVY | 832,610.00 | 59,956.65 | 815,281.33 | 17,328.67 | 97.92 |
| 24 PUB ED & REC LEVY | | | | | |
| 1110 REG PROPERTY TAXES | 139,000.00 | 7,069.74 | 136,441.85 | 2,558.15 | 98.16 |
| 1116 HOMESTEAD CREDIT | 2,072.00 | -204.54 | 1,964.39 | 107.61 | 94.81 |
| 1171 UTILITY REPLACEMENT | 7,300.00 | 3,894.00 | 7,640.15 | -340.15 | 104.66 |
| 3801 MILITARY CREDIT | 53.00 | .00 | 49.24 | 3.76 | 92.91 |
| 3803 COMMER & INDUST REPL. | 2,000.00 | .00 | 1,327.28 | 672.72 | 66.36 |
| 24 PUB ED & REC LEVY | 150,425.00 | 10,759.20 | 147,422.91 | 3,002.09 | 98.00 |
| 33 SALE TAX FUND | | | | | |
| 1510 INVESTMENT INTEREST | 5,000.00 | 215.09 | 2,258.59 | 2,741.41 | 45.17 |
| 3361 School Infrastr. Supp AMT | 3,000,000.00 | 237,251.92 | 2,461,174.67 | 538,825.33 | 82.04 |
| 33 SALE TAX FUND | 3,005,000.00 | 237,467.01 | 2,463,433.26 | 541,566.74 | 81.98 |
| 36 PHY PLANT & EQ LEVY | | | | | |
| 1110 REG PROPERTY TAXES | 385,000.00 | 20,356.78 | 360,729.65 | 24,270.35 | 93.70 |
| 1116 HOMESTEAD CREDIT | 5,113.00 | -499.96 | 4,871.09 | 241.91 | 95.27 |
| 1171 UTILITY REPLACEMENT | 18,000.00 | 9,518.66 | 18,675.91 | -675.91 | 103.76 |
| 1510 INVESTMENT INTEREST | 10.00 | .53 | 5.75 | 4.25 | 57.50 |
| 3801 MILITARY CREDIT | 130.00 | .00 | 120.36 | 9.64 | 92.58 |
| 3803 COMMER & INDUST REPL. | 6,000.00 | .00 | 3,244.45 | 2,755.55 | 54.07 |
| 36 PHY PLANT & EQ LEVY | 414,253.00 | 29,376.01 | 387,647.21 | 26,605.79 | 93.58 |

Text

| Account No/Description | Budget Amount | Period Amount | Y-T-D Amount | Balance | Percent Received |
|----------------------------|---------------|---------------|---------------|---------------|------------------|
| 40 DEBT SERVICE | | | | | |
| 1110 REG PROPERTY TAXES | 4,500,000.00 | 249,377.68 | 4,419,270.50 | 80,729.50 | 98.21 |
| 1116 HOMESTEAD CREDIT | .00 | -6,125.32 | 59,701.05 | -59,701.05 | .00 |
| 1171 UTILITY REPLACEMENT | 220,000.00 | 116,613.69 | 228,799.06 | -8,799.06 | 104.00 |
| 1510 INVESTMENT INTEREST | .00 | 9.32 | 67.20 | -67.20 | .00 |
| 3801 MILITARY CREDIT | .00 | .00 | 1,474.63 | -1,474.63 | .00 |
| 3803 COMMER & INDUST REPL. | 70,000.00 | .00 | 39,747.80 | 30,252.20 | 56.78 |
| 5112 REFUNDING BONDS | .00 | .00 | 5,655,000.00 | -5,655,000.00 | .00 |
| 5120 PREMIUM ON BONDS | .00 | .00 | 139,395.40 | -139,395.40 | .00 |
| 5233 INTFD TRANS CAP PROJ | .00 | 175,764.38 | 1,933,408.18 | -1,933,408.18 | .00 |
| 40 DEBT SERVICE | 4,790,000.00 | 535,639.75 | 12,476,863.82 | -7,686,863.82 | 260.48 |
| 61 SCHOOL NUTRITION | | | | | |
| 1510 INVESTMENT INTEREST | .00 | .86 | 9.37 | -9.37 | .00 |
| 1611 DAILY SALES | 740,000.00 | 72,196.45 | 632,673.90 | 107,326.10 | 85.50 |
| 1612 SALES BREAKFAST | 33,000.00 | 3,806.05 | 28,471.20 | 4,528.80 | 86.28 |
| 1621 SALES-ALA CARTE | 340,000.00 | 28,335.10 | 293,419.00 | 46,581.00 | 86.30 |
| 1622 ADULT LUNCH | 12,000.00 | 770.35 | 6,642.05 | 5,357.95 | 55.35 |
| 1623 ADULT BREAKFAST | .00 | 22.00 | 178.00 | -178.00 | .00 |
| 1632 SPECIAL FUNCTIONS | 13,000.00 | 1,007.06 | 4,678.78 | 8,321.22 | 35.99 |
| 1633 FOOD SOLD TO SCHOOL | 10,000.00 | .00 | .00 | 10,000.00 | .00 |
| 1999 MISC REVENUE | 12,000.00 | 1.75 | 1.75 | 11,998.25 | .01 |
| 3251 SCHL LUNCH ASSIST. | 14,000.00 | .00 | 11,826.80 | 2,173.20 | 84.48 |
| 3252 STATE BREAKFAST | 1,350.00 | .00 | 1,212.33 | 137.67 | 89.80 |
| 4552 NATL SCHL BREAKFAST | 80,000.00 | 10,672.60 | 70,046.21 | 9,953.79 | 87.56 |
| 4553 NATL LUNCH PROGRAM | 565,000.00 | 67,066.46 | 483,849.28 | 81,150.72 | 85.64 |
| 4951 FOOD DISTRIBUTION | 125,000.00 | .00 | .00 | 125,000.00 | .00 |
| 61 SCHOOL NUTRITION | 1,945,350.00 | 183,878.68 | 1,533,008.67 | 412,341.33 | 78.80 |
| 62 CHILD CARE | | | | | |
| 1840 CHILD CARE SERVICES | 1,650,000.00 | 139,392.81 | 1,751,135.74 | -101,135.74 | 106.13 |
| 1999 MISC REVENUE | 4,000.00 | 264.49 | 1,327.01 | 2,672.99 | 33.18 |
| 3312 EMPOWERMENT GRANT | 75,000.00 | .00 | 34,444.40 | 40,555.60 | 45.93 |
| 62 CHILD CARE | 1,729,000.00 | 139,657.30 | 1,786,907.15 | -57,907.15 | 103.35 |
| 64 BUILDING TRADES | | | | | |
| 1751 STUDENT CONSTRUCTION | 373,691.50 | .00 | .00 | 373,691.50 | .00 |
| 1999 MISC REVENUE | 252.00 | .00 | 25,010.07 | -24,758.07 | 9924.63 |
| 64 BUILDING TRADES | 373,943.50 | .00 | 25,010.07 | 348,933.43 | 6.69 |
| 65 COMMUNITY EDUCATION | | | | | |
| 1371 TUITION COMM ED | 60,000.00 | 14,016.00 | 74,856.10 | -14,856.10 | 124.76 |
| 1710 ADMISSION FEES | .00 | .00 | 18,192.00 | -18,192.00 | .00 |
| 1810 COMM RECRE | 80,000.00 | 24,425.00 | 149,364.16 | -69,364.16 | 186.71 |
| 1999 MISC REVENUE | 25,000.00 | 1,857.00 | 7,234.18 | 17,765.82 | 28.94 |
| 65 COMMUNITY EDUCATION | 165,000.00 | 40,298.00 | 249,646.44 | -84,646.44 | 151.30 |
| 71 SELF-INSURANCE FUND | | | | | |

Run Date 06/12/15 07:00 AM

Urbandale Community School District

Page No 4

For 05/01/15 - 05/31/15

Revenue Summary Report

FJRES01A

Periods 11 - 11

Monthly Report to the Board of Directors

MthlyBdRptByFund/Object

| <u>Account No/Description</u> | <u>Budget Amount</u> | <u>Period Amount</u> | <u>Y-T-D Amount</u> | <u>Balance</u> | <u>Percent Received</u> |
|-------------------------------|--------------------------|--------------------------|-------------------------|----------------|-----------------------------|
| 71 SELF-INSURANCE FUND | | | | | |
| 1973 Cobra /Retiree Contr | 186,148.00 | 3,152.14 | 129,276.39 | 56,871.61 | 69.45 |
| 1999 MISC REVENUE | 3,299,996.00 | 274,442.80 | 2,927,334.56 | 372,661.44 | 88.71 |
| 71 SELF-INSURANCE FUND | 3,486,144.00 | 277,594.94 | 3,056,610.95 | 429,533.05 | 87.68 |

| Account No/Description | Adjusted Budget | Y-T-D Encumb | Period Expended | Y-T-D Expended | Available Balance | Percent Used |
|---------------------------|-----------------|--------------|-----------------|----------------|-------------------|--------------|
| 10 GENERAL | | | | | | |
| 0101 Reg paraprof | 2,521,969.00 | .00 | 303,220.45 | 2,624,626.07 | -102,657.07 | 104.07 |
| 0102 TEMP/SUB EMPLOYEE | .00 | .00 | .00 | 277.95 | -277.95 | .00 |
| 0109 ADDIT COMPENSATION | .00 | .00 | .00 | 1,209.00 | -1,209.00 | .00 |
| 0111 ADMIN. PERS | 1,653,185.00 | .00 | 139,621.39 | 1,209,892.28 | 443,292.72 | 73.19 |
| 0112 TEMP/SUBSTITUTE | 11,094.00 | .00 | .00 | .00 | 11,094.00 | .00 |
| 0115 ADMIN ASST EMPLOYEE | 272,344.00 | .00 | 29,123.74 | 257,442.59 | 14,901.41 | 94.53 |
| 0121 Reg prof educ | 17,511,911.00 | .00 | 1,592,061.50 | 12,693,757.54 | 4,818,153.46 | 72.49 |
| 0122 PROF: TEMP/SUB | 610,289.11 | .00 | 70,184.58 | 518,956.60 | 91,332.51 | 85.03 |
| 0125 REGULAR ASSIST EMPLY | 1,530.00 | .00 | .00 | .00 | 1,530.00 | .00 |
| 0129 ADDIT COMPENSATION | 91,967.00 | .00 | 7,914.50 | 89,451.22 | 2,515.78 | 97.26 |
| 0131 PROF-OTHER | 476,550.00 | .00 | 52,580.60 | 433,733.11 | 42,816.89 | 91.02 |
| 0132 TEMP/SUB EMPLOYEE | 12,280.00 | .00 | .00 | 1,440.00 | 10,840.00 | 11.73 |
| 0135 REG ASSIST EMPLY | 127,112.00 | .00 | 12,644.20 | 117,775.61 | 9,336.39 | 92.65 |
| 0139 ADDIT. COMP | 238.00 | .00 | .00 | .00 | 238.00 | .00 |
| 0141 REG EMPLOYEE | 201,841.00 | 3,983.99 | 20,887.38 | 207,904.00 | -10,046.99 | 104.98 |
| 0142 TEMP/SUB | 49,234.00 | .00 | 1,259.69 | 43,607.96 | 5,626.04 | 88.57 |
| 0151 OFFICE/CLERICAL | 745,751.00 | .00 | 72,753.53 | 620,498.70 | 125,252.30 | 83.20 |
| 0152 TEMP OR SUBSTITUTE | 1,868.00 | .00 | .00 | 2,222.45 | -354.45 | 118.97 |
| 0161 REG EMPLOYEE | 235,186.00 | .00 | 22,362.52 | 197,650.44 | 37,535.56 | 84.04 |
| 0171 REG EMPLOYEE | 30,253.00 | .00 | 2,896.82 | 27,112.94 | 3,140.06 | 89.62 |
| 0181 LABORER | 80,810.00 | .00 | 5,920.86 | 62,082.58 | 18,727.42 | 76.83 |
| 0191 REG EMPLOYEE | 987,477.00 | .00 | 93,588.70 | 882,958.93 | 104,518.07 | 89.42 |
| 0192 SERV WORK: TEMP/SUB | 47,021.00 | .00 | 4,715.66 | 52,663.11 | -5,642.11 | 112.00 |
| 0199 ADDIT COMPENSATION | .00 | .00 | 51.20 | 51.20 | -51.20 | .00 |
| 0211 DISABILITY INSURANCE | 24,330.00 | .00 | 1,946.86 | 21,593.52 | 2,736.48 | 88.75 |
| 0213 LIFE INSURANCE | 14,930.00 | .00 | 1,161.19 | 13,066.32 | 1,863.68 | 87.52 |
| 0220 FICA | 1,936,078.00 | .00 | 166,593.77 | 1,538,465.03 | 397,612.97 | 79.46 |
| 0231 IPERS | 2,349,479.00 | .00 | 201,166.18 | 1,864,167.53 | 485,311.47 | 79.34 |
| 0239 TSA PD by Employer | 20,517.00 | .00 | 1,770.64 | 17,070.66 | 3,446.34 | 83.20 |
| 0271 PHYSICALS | 883.00 | .00 | .00 | 1,573.66 | -690.66 | 178.22 |
| 0273 MEDICAL INSURANCE | 7,903.00 | .00 | 360.00 | 3,925.52 | 3,977.48 | 49.67 |
| 0279 INSUR. BENEF. | 2,559,670.00 | .00 | .00 | 2,566,400.00 | -6,730.00 | 100.26 |
| 0292 CLOTHING ALLOWANCE | .00 | .00 | .00 | 566.27 | -566.27 | .00 |
| 0310 ADMINISTRATIVE SERV | 25,000.00 | .00 | .00 | .00 | 25,000.00 | .00 |
| 0322 PROFESS ED SERVICES | 8,526.00 | .00 | .00 | 1,875.50 | 6,650.50 | 22.00 |
| 0323 INSTRUCTIONAL SERVIC | 347,532.00 | 12,327.80 | 51,385.00 | 197,292.60 | 137,911.60 | 60.32 |
| 0324 CONSULTANT | 77,988.00 | .00 | 3,210.79 | 26,968.45 | 51,019.55 | 34.58 |
| 0331 STAFF WORKSHOP | 90,984.52 | 8,766.00 | 2,778.41 | 94,337.68 | -12,119.16 | 113.32 |
| 0332 CONTRACTED TRAINING | 6,928.00 | .00 | .00 | .00 | 6,928.00 | .00 |
| 0341 AUDITOR/ACCOUNTANT | 20,375.00 | .00 | .00 | 20,485.28 | -110.28 | 100.54 |
| 0342 OTHER PROFESSIONAL | 66,768.00 | .00 | 8,022.45 | 64,846.45 | 1,921.55 | 97.12 |
| 0349 OTHER PURC PROF SERV | 801,753.00 | 4,088.68 | 32,059.04 | 722,444.25 | 75,220.07 | 90.62 |

Run Date 06/12/15 07:06 AM

Urbandale Community School District

Page No 2

For 05/01/15 - 05/31/15

Expenditure Summary Report

FJEXS01A

Periods 11 - 11

Monthly Report to the Board of Directors

MthlyBdRptByFund/Object

| Account No/Description | Adjusted Budget | Y-T-D Encumb | Period Expended | Y-T-D Expended | Available Balance | Percent Used |
|---------------------------|-----------------|--------------|-----------------|----------------|-------------------|--------------|
| 10 GENERAL | | | | | | |
| 0350 TECHNICAL SERVICES | 2,304.00 | .00 | .00 | 1,340.45 | 963.55 | 58.18 |
| 0355 BANKING FEES | 18,421.00 | .00 | 2,312.99 | 23,110.04 | -4,689.04 | 125.45 |
| 0359 OTHER TECHNICAL SERV | 300.00 | .00 | .00 | 37.50 | 262.50 | 12.50 |
| 0411 WATER/SEWER | 64,671.00 | .00 | 5,949.40 | 47,112.93 | 17,558.07 | 72.85 |
| 0421 GARBAGE COLLECTION | 57,439.00 | .00 | 4,145.36 | 50,281.37 | 7,157.63 | 87.54 |
| 0422 SNOW PLOWING | 46,814.00 | .00 | .00 | .00 | 46,814.00 | .00 |
| 0430 REPAIR AND MAINT SRV | 137,345.00 | 1,006.34 | 6,515.05 | 148,851.34 | -12,512.68 | 109.11 |
| 0432 BUILDING | 5,053.00 | 12.00 | .00 | 2,538.46 | 2,502.54 | 50.47 |
| 0433 EQUIPMENT | 17,168.00 | 101.93 | 1,704.83 | 16,200.81 | 865.26 | 94.96 |
| 0434 VEHICLE | 9,783.00 | 20.05 | 684.35 | 56,783.65 | -47,020.70 | ** |
| 0435 GROUNDS | 46,608.00 | .00 | 15,407.97 | 64,428.75 | -17,820.75 | 138.24 |
| 0441 RENTAL LAND & BLDG | 156,532.00 | .00 | 12,538.19 | 151,278.70 | 5,253.30 | 96.64 |
| 0445 POOL EXPENSES | 5,670.00 | .00 | .00 | .00 | 5,670.00 | .00 |
| 0515 TRANSP PRIVATE CONT | 1,069,736.08 | 1,221.38 | 124,449.67 | 943,264.51 | 125,250.19 | 88.29 |
| 0516 PARENT REIMBURSEMENT | 100,000.00 | .00 | .00 | .00 | 100,000.00 | .00 |
| 0531 POSTAGE/UPS | 21,150.00 | .00 | 1,271.06 | 19,062.49 | 2,087.51 | 90.13 |
| 0532 TELEPHONE | 98,472.00 | .00 | 12,300.86 | 88,228.64 | 10,243.36 | 89.60 |
| 0540 ADVERTISING | 35,459.00 | .00 | 416.04 | 16,711.82 | 18,747.18 | 47.13 |
| 0561 TUITION | 102,848.00 | .00 | .00 | 178,417.83 | -75,569.83 | 173.48 |
| 0566 TUITION COLLEGE/UNIV | 170,240.00 | .00 | 101,290.00 | 185,030.00 | -14,790.00 | 108.69 |
| 0567 TUITION OPEN ENROLL | 830,072.00 | .00 | 54,620.23 | 694,150.49 | 135,921.51 | 83.63 |
| 0580 TRAVEL | 82,154.00 | 6,125.19 | -4,395.57 | 69,060.11 | 6,968.70 | 91.52 |
| 0611 OFFICE SUPPL | 337,121.00 | 6,335.83 | 4,689.69 | 205,008.06 | 125,777.11 | 62.69 |
| 0612 INSTR SUPPL | 483,052.16 | 19,912.43 | 23,643.46 | 404,258.12 | 58,881.61 | 87.81 |
| 0613 TESTING SERVICE | 200.00 | 286.20 | .00 | .00 | -86.20 | 143.10 |
| 0615 SOFTWARE | 14,814.00 | .00 | .00 | 10,738.04 | 4,075.96 | 72.49 |
| 0618 OTHER GEN SUPPL | 131,195.13 | 1,936.06 | 10,785.10 | 92,421.68 | 36,837.39 | 71.92 |
| 0621 NATURAL GAS | 262,884.00 | .00 | 396.86 | 177,202.30 | 85,681.70 | 67.41 |
| 0622 ELECTRICITY | 464,136.18 | .00 | 36,913.47 | 410,673.42 | 53,462.76 | 88.48 |
| 0626 GASOLINE | 157,629.00 | .00 | 10,177.10 | 112,128.78 | 45,500.22 | 71.13 |
| 0629 OTHER | 1,734.00 | .00 | .00 | 1,039.00 | 695.00 | 59.92 |
| 0641 TEXTBOOKS | 203,410.82 | 266,136.32 | 35,438.48 | 239,976.91 | -302,702.41 | ** |
| 0642 CONSUMABLE WORKBOOKS | 1,440.00 | .00 | .00 | 131.04 | 1,308.96 | 9.10 |
| 0643 LIBRARY BOOKS | 25,981.00 | 1,170.13 | 4,840.01 | 24,526.21 | 284.66 | 98.90 |
| 0644 PERIODICALS | 1,769.00 | .00 | .00 | 1,556.00 | 213.00 | 87.96 |
| 0652 TECHNOL SOFTWARE | 112,369.00 | 2,376.00 | 493.61 | 109,620.43 | 372.57 | 99.67 |
| 0665 LOST OR DAMAGED BOOK | -117.00 | 240.00 | -76.50 | -1,069.50 | 712.50 | ** |
| 0682 PARTS | 169,970.00 | 1,493.27 | 5,304.85 | 94,982.82 | 73,493.91 | 56.76 |
| 0683 MAINTENANCE SUPPLIES | 92,447.00 | 7,518.48 | 3,109.20 | 86,705.31 | -1,776.79 | 101.92 |
| 0684 CLEANING PRODUCTS | 111,359.00 | 3,908.69 | 9,409.49 | 124,941.01 | -17,490.70 | 115.71 |
| 0733 FURNITURE & FIXTURES | 22,044.00 | 37,114.79 | 1,412.00 | 16,084.80 | -31,155.59 | ** |
| 0734 COMP/TECH HARDWARE | 116,148.00 | 85.00 | 2,995.06 | 50,138.29 | 65,924.71 | 43.24 |

Run Date 06/12/15 07:06 AM

Urbandale Community School District

Page No 3

For 05/01/15 - 05/31/15

Expenditure Summary Report

FJEXS01A

Periods 11 - 11

Monthly Report to the Board of Directors

MthlyBdRptByFund/Object

| Account No/Description | Adjusted Budget | Y-T-D Encumb | Period Expended | Y-T-D Expended | Available Balance | Percent Used |
|---------------------------------|-----------------|--------------|-----------------|----------------|-------------------|--------------|
| 10 GENERAL | | | | | | |
| 0739 OTHER EQUIPMENT | 64,769.00 | 54,687.40 | 2,627.79 | 8,521.66 | 1,559.94 | 97.59 |
| 0812 DUES AND FEES | 38,717.00 | .00 | 353.00 | 43,264.72 | -4,547.72 | 111.75 |
| 0815 STUDENT ENTRY FEES | 11,526.00 | 400.00 | 250.00 | 4,625.46 | 6,500.54 | 43.60 |
| 0961 AEA FLOW THROUGH | 1,317,608.00 | .00 | .00 | 1,378,897.00 | -61,289.00 | 104.65 |
| 10 GENERAL | 41,250,000.00 | 441,253.96 | 3,394,214.75 | 33,552,654.45 | 7,256,091.59 | 82.41 |
| 21 STUDENT ACTIVITY | | | | | | |
| 0121 Reg prof educ | 26.00 | .00 | .00 | 40.00 | -14.00 | 153.85 |
| 0122 PROF: TEMP/SUB | 5,597.00 | .00 | .00 | 2,460.00 | 3,137.00 | 43.95 |
| 0129 ADDIT COMPENSATION | 36,934.00 | .00 | 1,348.00 | 21,572.62 | 15,361.38 | 58.41 |
| 0211 DISABILITY INSURANCE | 2.00 | .00 | .00 | .00 | 2.00 | .00 |
| 0213 LIFE INSURANCE | 1.00 | .00 | .00 | .00 | 1.00 | .00 |
| 0220 FICA | 2,808.00 | .00 | 112.75 | 1,600.89 | 1,207.11 | 57.01 |
| 0231 IPERS | 3,834.00 | .00 | 142.92 | 2,120.39 | 1,713.61 | 55.30 |
| 0323 INSTRUCTIONAL SERVIC | 17,612.00 | 1,027.00 | 1,549.75 | 25,483.24 | -8,898.24 | 150.52 |
| 0324 CONSULTANT | .00 | .00 | .00 | 50.00 | -50.00 | .00 |
| 0340 OTHER PROFESSIONAL | 59,539.00 | 848.84 | 4,864.03 | 52,482.77 | 6,207.39 | 89.57 |
| 0345 NONEMPLOYEE OFFICALS | 64,812.00 | 902.00 | 4,877.50 | 44,795.19 | 19,114.81 | 70.51 |
| 0515 TRANSP PRIVATE CONT | .00 | .00 | .00 | 196.00 | -196.00 | .00 |
| 0580 TRAVEL | 5,099.00 | 163.46 | .00 | 38,380.37 | -33,444.83 | ** |
| 0618 OTHER GEN SUPPL | 434,849.00 | 5,911.20 | 51,424.01 | 492,256.59 | -63,318.79 | 114.56 |
| 0619 RESALE INVENTORY | 110,051.00 | .00 | 2,422.88 | 7,808.64 | 102,242.36 | 7.10 |
| 0739 OTHER EQUIPMENT | 7,926.00 | .00 | .00 | 12,049.36 | -4,123.36 | 152.02 |
| 0812 DUES AND FEES | 3,101.00 | .00 | 100.00 | 3,757.50 | -656.50 | 121.17 |
| 0815 STUDENT ENTRY FEES | 13,979.00 | 185.00 | 395.00 | 10,329.00 | 3,465.00 | 75.21 |
| 21 STUDENT ACTIVITY | 766,170.00 | 9,037.50 | 67,236.84 | 715,382.56 | 41,749.94 | 94.55 |
| 22 MANAGEMENT LEVY | | | | | | |
| 0239 TSA PD by Employer | 106,359.00 | .00 | .00 | 106,359.00 | .00 | 100.00 |
| 0250 UNEMPLOYMENT COMP | 15,000.00 | .00 | .00 | 8,856.99 | 6,143.01 | 59.05 |
| 0273 MEDICAL INSURANCE | 200,000.00 | .00 | 12,407.14 | 136,914.56 | 63,085.44 | 68.46 |
| 0520 INSURANCE | 525,000.00 | .00 | .00 | 506,769.00 | 18,231.00 | 96.53 |
| 22 MANAGEMENT LEVY | 846,359.00 | .00 | 12,407.14 | 758,899.55 | 87,459.45 | 89.67 |
| 24 PUB ED & REC LEVY | | | | | | |
| 0111 ADMIN. PERS | 84,173.00 | .00 | 7,710.36 | 78,083.96 | 6,089.04 | 92.77 |
| 0151 OFFICE/CLERICAL | 25,284.00 | .00 | 2,750.87 | 30,500.43 | -5,216.43 | 120.63 |
| 0211 DISABILITY INSURANCE | 79.00 | .00 | 9.77 | 113.44 | -34.44 | 143.59 |
| 0213 LIFE INSURANCE | 59.00 | .00 | 6.30 | 69.30 | -10.30 | 117.46 |
| 0220 FICA | 8,093.00 | .00 | 698.02 | 7,328.72 | 764.28 | 90.56 |
| 0231 IPERS | 9,442.00 | .00 | 834.80 | 9,204.32 | 237.68 | 97.48 |
| 0239 TSA PD by Employer | .00 | .00 | 21.74 | 239.14 | -239.14 | .00 |
| 0279 INSUR. BENEF. | 7,066.00 | .00 | .00 | 6,730.00 | 336.00 | 95.24 |
| 0450 CONSTRUCTION SERV | .00 | .00 | .00 | 6,800.00 | -6,800.00 | .00 |
| 0618 OTHER GEN SUPPL | 4,650.00 | .00 | .00 | .00 | 4,650.00 | .00 |

Run Date 06/12/15 07:06 AM

Urbandale Community School District

Page No 4

For 05/01/15 - 05/31/15

Expenditure Summary Report

FJEXS01A

Periods 11 - 11

Monthly Report to the Board of Directors

MthlyBdRptByFund/Object

| Account No/Description | Adjusted Budget | Y-T-D Encumb | Period Expended | Y-T-D Expended | Available Balance | Percent Used |
|---------------------------|-----------------|--------------|-----------------|----------------|-------------------|--------------|
| 24 PUB ED & REC LEVY | | | | | | |
| 24 PUB ED & REC LEVY | 138,846.00 | .00 | 12,031.86 | 139,069.31 | -223.31 | 100.16 |
| 33 SALE TAX FUND | | | | | | |
| 0343 ARCHITECT & ENGINEER | .00 | .00 | 33,437.25 | 67,362.25 | -67,362.25 | .00 |
| 0450 CONSTRUCTION SERV | 500,000.00 | 22,842.80 | 16,245.45 | 271,011.94 | 206,145.26 | 58.77 |
| 0734 COMP/TECH HARDWARE | 100,000.00 | .00 | .00 | 20,977.33 | 79,022.67 | 20.98 |
| 0739 OTHER EQUIPMENT | .00 | .00 | .00 | 1,223.20 | -1,223.20 | .00 |
| 0910 FUND TRANSFER OUT | 2,089,532.00 | .00 | 175,764.38 | 1,933,408.18 | 156,123.82 | 92.53 |
| 33 SALE TAX FUND | 2,689,532.00 | 22,842.80 | 225,447.08 | 2,293,982.90 | 372,706.30 | 86.14 |
| 36 PHY PLANT & EQ LEVY | | | | | | |
| 0343 ARCHITECT & ENGINEER | 5,294.00 | .00 | .00 | 1,592.12 | 3,701.88 | 30.07 |
| 0732 VEHICLES | 13,650.00 | .00 | .00 | .00 | 13,650.00 | .00 |
| 0734 COMP/TECH HARDWARE | 275,000.00 | .00 | .00 | 262,168.24 | 12,831.76 | 95.33 |
| 0739 OTHER EQUIPMENT | 18,760.00 | .00 | .00 | 19,337.42 | -577.42 | 103.08 |
| 36 PHY PLANT & EQ LEVY | 312,704.00 | .00 | .00 | 283,097.78 | 29,606.22 | 90.53 |
| 40 DEBT SERVICE | | | | | | |
| 0349 OTHER PURC PROF SERV | .00 | .00 | .00 | 33,239.00 | -33,239.00 | .00 |
| 0831 PRINCIPAL REDEMPTION | 15,775,000.00 | .00 | .00 | 2,100,000.00 | 13,675,000.00 | 13.31 |
| 0832 INTEREST | 3,200,000.00 | .00 | 2,800.00 | 2,521,304.34 | 678,695.66 | 78.79 |
| 0925 DISCOUNTS OF DEBT | .00 | .00 | .00 | 38,058.15 | -38,058.15 | .00 |
| 40 DEBT SERVICE | 18,975,000.00 | .00 | 2,800.00 | 4,692,601.49 | 14,282,398.51 | 24.73 |
| 61 SCHOOL NUTRITION | | | | | | |
| 0191 REG EMPLOYEE | 631,454.00 | .00 | 76,019.55 | 607,547.74 | 23,906.26 | 96.21 |
| 0211 DISABILITY INSURANCE | 347.00 | .00 | 35.85 | 324.28 | 22.72 | 93.45 |
| 0213 LIFE INSURANCE | 458.00 | .00 | 39.60 | 330.30 | 127.70 | 72.12 |
| 0220 FICA | 46,895.00 | .00 | 4,956.36 | 46,191.23 | 703.77 | 98.50 |
| 0231 IPERS | 58,854.00 | .00 | 6,105.52 | 56,993.57 | 1,860.43 | 96.84 |
| 0239 TSA PD by Employer | .00 | .00 | 90.33 | 722.64 | -722.64 | .00 |
| 0279 INSUR. BENEF. | 104,763.00 | .00 | .00 | 101,220.00 | 3,543.00 | 96.62 |
| 0331 STAFF WORKSHOP | 4,970.00 | .00 | 75.00 | 5,525.71 | -555.71 | 111.18 |
| 0355 BANKING FEES | 25,427.00 | .00 | 1,678.07 | 27,836.32 | -2,409.32 | 109.48 |
| 0432 BUILDING | 16,522.00 | .00 | 3,997.99 | 17,663.08 | -1,141.08 | 106.91 |
| 0580 TRAVEL | 994.00 | .00 | 11.90 | 441.85 | 552.15 | 44.45 |
| 0611 OFFICE SUPPL | 31,823.00 | .00 | 4.50 | 10,573.75 | 21,249.25 | 33.23 |
| 0615 SOFTWARE | 6,311.00 | 800.00 | .00 | .00 | 5,511.00 | 12.68 |
| 0618 OTHER GEN SUPPL | 27,532.00 | .00 | 1,596.81 | 32,066.73 | -4,534.73 | 116.47 |
| 0629 OTHER | 2,500.00 | .00 | .00 | 1,460.83 | 1,039.17 | 58.43 |
| 0631 PURCHASE FOOD | 760,418.00 | .00 | 53,130.49 | 682,768.56 | 77,649.44 | 89.79 |
| 0639 COMMODITIES CONSUMED | 122,011.00 | .00 | .00 | .00 | 122,011.00 | .00 |
| 0684 CLEANING PRODUCTS | 10,285.00 | .00 | 471.36 | 8,869.96 | 1,415.04 | 86.24 |
| 0739 OTHER EQUIPMENT | .00 | .00 | .00 | 2,657.76 | -2,657.76 | .00 |
| 0790 EQUIP/DEPRECIATION | 92,047.00 | .00 | .00 | .00 | 92,047.00 | .00 |
| 61 SCHOOL NUTRITION | 1,943,611.00 | 800.00 | 148,213.33 | 1,603,194.31 | 339,616.69 | 82.53 |

Run Date 06/12/15 07:06 AM

Urbandale Community School District

Page No 5

For 05/01/15 - 05/31/15

Expenditure Summary Report

FJEXS01A

Periods 11 - 11

Monthly Report to the Board of Directors

MthlyBdRptByFund/Object

| Account No/Description | Adjusted Budget | Y-T-D Encumb | Period Expended | Y-T-D Expended | Available Balance | Percent Used |
|-------------------------------|-----------------|--------------|-----------------|----------------|-------------------|--------------|
| 62 CHILD CARE | | | | | | |
| 0111 ADMIN. PERS | 104,118.00 | .00 | 9,148.42 | 97,346.59 | 6,771.41 | 93.50 |
| 0115 ADMIN ASST EMPLOYEE | 43,660.00 | .00 | 4,700.80 | 29,861.80 | 13,798.20 | 68.40 |
| 0121 Reg prof educ | 24,588.00 | .00 | 12,103.85 | 101,214.68 | -76,626.68 | ** |
| 0122 PROF: TEMP/SUB | .00 | .00 | .00 | 1,440.00 | -1,440.00 | .00 |
| 0135 REG ASSIST EMPLY | 54,412.00 | .00 | 1,559.44 | 14,263.47 | 40,148.53 | 26.21 |
| 0151 OFFICE/CLERICAL | .00 | .00 | 3,884.29 | 43,959.34 | -43,959.34 | .00 |
| 0191 REG EMPLOYEE | 1,103,324.00 | .00 | 91,305.46 | 867,552.94 | 235,771.06 | 78.63 |
| 0199 ADDIT COMPENSATION | 14,968.00 | .00 | .00 | .00 | 14,968.00 | .00 |
| 0211 DISABILITY INSURANCE | 987.00 | .00 | 71.12 | 771.27 | 215.73 | 78.14 |
| 0213 LIFE INSURANCE | 757.00 | .00 | 52.21 | 559.25 | 197.75 | 73.88 |
| 0220 FICA | 101,682.00 | .00 | 8,492.73 | 88,985.64 | 12,696.36 | 87.51 |
| 0231 IPERS | 121,194.00 | .00 | 10,088.62 | 105,765.28 | 15,428.72 | 87.27 |
| 0239 TSA PD by Employer | .00 | .00 | 10.88 | 119.68 | -119.68 | .00 |
| 0279 INSUR. BENEF. | 139,229.00 | .00 | .00 | 128,437.00 | 10,792.00 | 92.25 |
| 0331 STAFF WORKSHOP | 2,087.00 | .00 | .00 | 2,090.00 | -3.00 | 100.14 |
| 0355 BANKING FEES | 38,116.00 | .00 | 3,196.33 | 33,648.04 | 4,467.96 | 88.28 |
| 0515 TRANSP PRIVATE CONT | 9,158.00 | .00 | 87.72 | 4,753.96 | 4,404.04 | 51.91 |
| 0580 TRAVEL | 469.00 | .00 | .00 | 28.34 | 440.66 | 6.04 |
| 0611 OFFICE SUPPL | 2,792.00 | .00 | .00 | 67.15 | 2,724.85 | 2.41 |
| 0612 INSTR SUPPL | .00 | .00 | .00 | 102.24 | -102.24 | .00 |
| 0618 OTHER GEN SUPPL | 67,149.50 | 4,076.07 | 8,636.87 | 57,834.50 | 5,238.93 | 92.20 |
| 0619 RESALE INVENTORY | 274.00 | .00 | .00 | .00 | 274.00 | .00 |
| 0812 DUES AND FEES | .00 | .00 | .00 | 675.00 | -675.00 | .00 |
| 62 CHILD CARE | 1,828,964.50 | 4,076.07 | 153,338.74 | 1,579,476.17 | 245,412.26 | 86.58 |
| 64 BUILDING TRADES | | | | | | |
| 0450 CONSTRUCTION SERV | 343,804.00 | 696.88 | 706.20 | 226,987.94 | 116,119.18 | 66.23 |
| 64 BUILDING TRADES | 343,804.00 | 696.88 | 706.20 | 226,987.94 | 116,119.18 | 66.23 |
| 65 COMMUNITY EDUCATION | | | | | | |
| 0101 Reg paraprof | 6,394.00 | .00 | .00 | 4,042.07 | 2,351.93 | 63.22 |
| 0121 Reg prof educ | 37,735.00 | .00 | 1,343.25 | 43,831.28 | -6,096.28 | 116.16 |
| 0129 ADDIT COMPENSATION | 767.00 | .00 | .00 | 1,356.25 | -589.25 | 176.83 |
| 0151 OFFICE/CLERICAL | 1,866.00 | .00 | 172.00 | 2,168.00 | -302.00 | 116.18 |
| 0211 DISABILITY INSURANCE | 3.00 | .00 | .00 | .80 | 2.20 | 26.67 |
| 0213 LIFE INSURANCE | 4.00 | .00 | .00 | .04 | 3.96 | 1.00 |
| 0220 FICA | 4,842.00 | .00 | 94.95 | 3,628.58 | 1,213.42 | 74.94 |
| 0231 IPERS | 5,765.00 | .00 | 114.25 | 4,380.69 | 1,384.31 | 75.99 |
| 0323 INSTRUCTIONAL SERVIC | 14,154.00 | .00 | .00 | 2,865.00 | 11,289.00 | 20.24 |
| 0345 NONEMPLOYEE OFFICALS | 14,850.00 | .00 | 400.00 | 12,344.50 | 2,505.50 | 83.13 |
| 0612 INSTR SUPPL | 169.00 | .00 | .00 | .00 | 169.00 | .00 |
| 0618 OTHER GEN SUPPL | 70,333.00 | 8,691.54 | 4,359.53 | 111,326.80 | -49,685.34 | 170.64 |
| 0812 DUES AND FEES | 414.00 | .00 | .00 | .00 | 414.00 | .00 |
| 65 COMMUNITY EDUCATION | 157,296.00 | 8,691.54 | 6,483.98 | 185,944.01 | -37,339.55 | 123.74 |

Run Date 06/12/15 07:06 AM

Urbandale Community School District

Page No 6

For 05/01/15 - 05/31/15

Expenditure Summary Report

FJEXS01A

Periods 11 - 11

Monthly Report to the Board of Directors

MthlyBdRptByFund/Object

| <u>Account No/Description</u> | <u>Adjusted Budget</u> | <u>Y-T-D Encumb</u> | <u>Period Expended</u> | <u>Y-T-D Expended</u> | <u>Available Balance</u> | <u>Percent Used</u> |
|-------------------------------|----------------------------|-------------------------|----------------------------|---------------------------|------------------------------|-------------------------|
| 71 SELF-INSURANCE FUND | | | | | | |
| 0101 Reg paraprof | 1,417.00 | .00 | .00 | 32.41 | 1,384.59 | 2.29 |
| 0220 FICA | 81.00 | .00 | .00 | 2.18 | 78.82 | 2.69 |
| 0231 IPERS | 126.00 | .00 | .00 | 2.89 | 123.11 | 2.29 |
| 0273 MEDICAL INSURANCE | 3,150,838.00 | .00 | 190,000.00 | 2,430,070.76 | 720,767.24 | 77.12 |
| 0347 | .00 | .00 | 2,553.00 | 61,014.80 | -61,014.80 | .00 |
| 0359 OTHER TECHNICAL SERV | 1,286.00 | .00 | .00 | 100.00 | 1,186.00 | 7.78 |
| 71 SELF-INSURANCE FUND | 3,153,748.00 | .00 | 192,553.00 | 2,491,223.04 | 662,524.96 | 78.99 |

Urbandale Community School District

Student Activity Fund Report Fiscal Year to Date through **May 31, 2015**

| Account | Administrator | Beg Bal 7/1/14 | Year to Date Revenues | Year to Date Expenditures | Intra-Fund Transfers | End Bal 1/31/15 |
|----------------------------|-----------------|---------------------|--------------------------|------------------------------|-------------------------|---------------------|
| Jensen Activity | Kelley Harrison | \$ 8,804.85 | \$ 150.00 | \$ 174.05 | \$ (33.67) | \$ 8,747.13 |
| Jensen Picture | Kelley Harrison | 6,217.00 | - | - | - | 6,217.00 |
| Jensen Memory Book | Kelley Harrison | - | 463.75 | 497.42 | 33.67 | - |
| JENSEN TOTAL | | \$ 15,021.85 | \$ 613.75 | \$ 671.47 | \$ - | \$ 14,964.13 |
| | | | | | | |
| Karen Acres Activity | Lara Justmann | \$ 7,497.15 | \$ 150.00 | \$ 694.62 | \$ - | \$ 6,952.53 |
| Karen Acres Picture | Lara Justmann | 3,702.77 | 400.00 | - | - | 4,102.77 |
| Karen Acres School Store | Lara Justmann | 730.86 | 636.67 | 252.62 | - | 1,114.91 |
| Karen Acres Student Senate | Lara Justmann | 810.55 | - | 142.87 | - | 667.68 |
| KAREN ACRES TOTAL | | \$ 12,741.33 | \$ 1,186.67 | \$ 1,090.11 | \$ - | \$ 12,837.89 |
| | | | | | | |
| Olmsted Activity | Elyse Brimeyer | \$ 6,610.57 | \$ 1,212.00 | \$ 2,072.27 | \$ - | \$ 5,750.30 |
| Olmsted Picture | Elyse Brimeyer | 0.00 | - | - | - | 0.00 |
| Olmsted School Store | Elyse Brimeyer | 956.87 | 855.90 | 495.57 | - | 1,317.20 |
| OLMSTED TOTAL | | \$ 7,567.44 | \$ 2,067.90 | \$ 2,567.84 | \$ - | \$ 7,067.50 |
| | | | | | | |
| Rolling Green Activity | Julia Taylor | \$ 5,112.58 | \$ 1,165.00 | \$ 1,679.54 | \$ - | \$ 4,598.04 |
| Rolling Green Picture | Julia Taylor | 925.15 | - | - | - | 925.15 |
| ROLLING GREEN TOTAL | | \$ 6,037.73 | \$ 1,165.00 | \$ 1,679.54 | \$ - | \$ 5,523.19 |
| | | | | | | |
| Valerius Activity | Meredith Mauro | \$ 20,440.81 | \$ 391.06 | \$ 2,336.27 | \$ - | \$ 18,495.60 |
| Valerius Memory Book | Meredith Mauro | - | 220.95 | - | - | 220.95 |
| Valerius Picture | Meredith Mauro | 1,219.37 | - | - | - | 1,219.37 |
| VALERIUS TOTAL | | \$ 21,660.18 | \$ 612.01 | \$ 2,336.27 | \$ - | \$ 19,935.92 |
| | | | | | | |
| Webster Activity | Greg Carezza | \$ 3,597.01 | \$ 751.46 | \$ 1,376.84 | \$ - | \$ 2,971.63 |
| Webster Picture | Greg Carezza | 1,468.63 | - | - | - | 1,468.63 |
| Webster School Store | Greg Carezza | 290.12 | - | - | - | 290.12 |
| WEBSTER TOTAL | | \$ 5,355.76 | \$ 751.46 | \$ 1,376.84 | \$ - | \$ 4,730.38 |
| | | | | | | |
| ELEMENTARY BAND | Greg Carezza | \$ 14,021.36 | \$ 2,662.30 | \$ 9,928.59 | \$ - | \$ 6,755.07 |
| | | | | | | |
| WEB CLICKERS | | \$ 2,899.45 | \$ - | \$ - | \$ - | \$ 2,899.45 |
| | | | | | | |
| MS Activities | Bill Watson | \$ 1.98 | \$ - | \$ 834.00 | 832.02 | \$ - |
| MS Drama | Loren DeKruyf | 1,327.88 | 831.55 | 1,353.00 | - | 806.43 |
| MS Vocal | Bill Watson | 28,983.97 | 5,270.28 | 7,300.20 | - | 26,954.05 |
| MS Instrumental | Bill Watson | 7,138.06 | 5,637.27 | 7,227.29 | - | 5,548.04 |
| MS Cross Country | Bill Watson | - | - | - | - | - |
| MS Boys Basketball | Bill Watson | - | 3,670.00 | 2,363.50 | (1,306.50) | - |
| MS Football | Bill Watson | - | 3,486.00 | 17,871.80 | 14,385.80 | - |
| MS Boys Track | Bill Watson | - | 1,841.00 | 973.57 | (867.43) | - |
| MS Boys Cross Country | Bill Watson | - | - | 167.50 | 167.50 | - |

| Account | Administrator | Beg Bal 7/1/14 | Year to Date Revenues | Year to Date Expenditures | Intra-Fund Transfers | End Bal 1/31/15 |
|----------------------------|---------------|---------------------|--------------------------|------------------------------|-------------------------|---------------------|
| MS Wrestling | Bill Watson | - | 1,208.00 | 456.00 | (752.00) | - |
| MS Girls Basketball | Bill Watson | - | 1,336.00 | 1,531.50 | 195.50 | - |
| MS Volleyball | Bill Watson | - | 3,842.00 | 1,670.00 | (2,172.00) | - |
| MS Softball | Bill Watson | - | - | 2,574.00 | 2,574.00 | - |
| MS Girls Track | Bill Watson | - | 2,314.00 | 1,058.57 | (1,255.43) | - |
| MS Girls Cross Country | Bill Watson | - | - | 167.50 | 167.50 | - |
| MS Library | Loren DeKruyf | 278.43 | 1,104.51 | - | - | 1,382.94 |
| MS Student Senate | Loren DeKruyf | 5,384.12 | 1,323.05 | 709.42 | - | 5,997.75 |
| MS interest Earnings | Loren DeKruyf | 200.54 | 32.42 | - | - | 232.96 |
| MS Memory Book | Loren DeKruyf | 930.04 | 5,216.00 | - | - | 6,146.04 |
| MS Building Activity | Loren DeKruyf | 3,797.79 | 2,750.48 | 2,097.53 | - | 4,450.74 |
| MS I-Movie Club | Loren DeKruyf | 0.38 | - | - | - | 0.38 |
| MS Picture | Loren DeKruyf | 1,952.09 | - | - | - | 1,952.09 |
| MIDDLE SCHOOL TOTAL | | \$ 49,995.28 | \$ 39,862.56 | \$ 48,355.38 | \$ 11,968.96 | \$ 53,471.42 |

| | | | | | | |
|-------------------------|---------------|--------------|--------------|--------------|--------------|--------------|
| HS Activities | Bill Watson | \$ 27,408.91 | \$ 74,352.06 | \$ 95,204.19 | \$ 52,735.00 | \$ 59,291.78 |
| HS Drama | Bill Watson | 8,333.03 | 2,930.16 | 9,596.24 | - | 1,666.95 |
| HS Vocal | Bill Watson | 57,074.62 | 81,058.50 | 119,417.46 | - | 18,715.66 |
| HS Band | Bill Watson | 1,722.63 | 227,329.36 | 207,953.94 | - | 21,098.05 |
| Cheerleading | Bill Watson | - | 49.12 | 998.88 | 949.76 | - |
| Jaywalkers | Bill Watson | 6,324.08 | 16,719.22 | 25,291.27 | 2,247.97 | - |
| HS Boys Basketball | Bill Watson | - | 16,642.00 | 13,384.36 | (3,257.64) | - |
| HS Football | Bill Watson | - | 55,540.33 | 29,933.99 | (25,606.34) | - |
| HS Boys Soccer | Bill Watson | - | 10,177.50 | 5,608.00 | (4,569.50) | - |
| HS Baseball | Bill Watson | - | 13,653.01 | 18,880.85 | 5,227.84 | - |
| HS Boy Track | Bill Watson | - | 6,831.50 | 2,051.58 | (4,779.92) | - |
| HS Boy Cross Country | Bill Watson | - | 940.00 | 620.56 | (319.44) | - |
| HS Boys Tennis | Bill Watson | - | 1,045.00 | - | (1,045.00) | - |
| HS Boy Golf | Bill Watson | - | 873.80 | 1,880.68 | 1,006.88 | - |
| HS Wrestling | Bill Watson | - | 17,539.00 | 6,051.68 | (11,487.32) | - |
| HS Girls BB | Bill Watson | - | 11,554.00 | 6,422.23 | (5,131.77) | - |
| HS Girls Volleyball | Bill Watson | - | 15,466.00 | 6,780.50 | (8,685.50) | - |
| HS Girls Soccer | Bill Watson | - | 8,932.50 | 4,372.47 | (4,560.03) | - |
| HS Girls Softball | Bill Watson | - | 2,448.00 | 1,382.45 | (1,065.55) | - |
| HS GirlsTrack | Bill Watson | - | 8,322.15 | 4,961.28 | (3,360.87) | - |
| HS Girls Cross Country | Bill Watson | - | 500.00 | 1,552.39 | 1,052.39 | - |
| HS Girls Tennis | Bill Watson | - | 3,201.51 | 41.64 | (3,159.87) | - |
| HS Girls Golf | Bill Watson | - | 510.00 | 290.00 | (220.00) | - |
| HS Bowling | Bill Watson | - | - | 2,059.95 | 2,059.95 | - |
| HS Art | Brian Coppess | 2,689.53 | 85.10 | - | - | 2,774.63 |
| HS Art Club | Brian Coppess | 127.00 | - | - | - | 127.00 |
| HS Cadet Teachers | Brian Coppess | 520.17 | - | - | - | 520.17 |
| HS Deca | Brian Coppess | 1,477.88 | 15,429.00 | 16,491.31 | - | 415.57 |
| HS Key Club | Brian Coppess | 4,321.61 | 870.45 | 1,012.96 | - | 4,179.10 |
| HS Drug Foundation | Brian Coppess | 450.00 | - | - | - | 450.00 |
| HS German Club | Brian Coppess | 2,849.73 | 931.79 | 1,105.13 | - | 2,676.39 |
| HS Special Education | Brian Coppess | 500.00 | - | - | - | 500.00 |
| HS Future Leaders | Brian Coppess | 80.55 | - | - | - | 80.55 |
| HS Industrial Arts | Brian Coppess | 3,115.88 | 584.07 | 660.00 | - | 3,039.95 |
| HS Jayhawker | Brian Coppess | 2,306.47 | 160.00 | 769.00 | - | 1,697.47 |
| HS Library | Brian Coppess | 6,025.73 | 641.81 | 2,648.07 | - | 4,019.47 |
| HS Character Counts | Brian Coppess | 194.37 | - | - | - | 194.37 |
| HS Student Senate | Brian Coppess | 19,204.31 | 16,039.32 | 14,894.95 | - | 20,348.68 |
| HS Fam Consumer Science | Brian Coppess | 13.00 | - | - | - | 13.00 |
| HS At Risk | Brian Coppess | 599.21 | - | - | - | 599.21 |
| HS Yearbook | Brian Coppess | 32,289.48 | 6,697.96 | 374.00 | - | 38,613.44 |
| HS Roaring Leo Club | Brian Coppess | 361.12 | 216.00 | - | - | 577.12 |

| Account | Administrator | Beg Bal 7/1/14 | Year to Date Revenues | Year to Date Expenditures | Intra-Fund Transfers | End Bal 1/31/15 |
|-------------------------------|----------------------|---------------------------|----------------------------------|--------------------------------------|---------------------------------|----------------------------|
| HS Peer Helpers | Brian Coppess | 458.73 | 896.78 | 387.37 | - | 968.14 |
| HS Tag Activities | Brian Coppess | 7,111.44 | - | 200.00 | - | 6,911.44 |
| HS Interest Earnings | Brian Coppess | 49.47 | 22.75 | - | - | 72.22 |
| HS Spanish Honor Soc. | Brian Coppess | 2,428.70 | - | - | - | 2,428.70 |
| HS Parenting Network | Brian Coppess | 849.71 | - | - | - | 849.71 |
| HS Science Activity | Brian Coppess | 173.96 | - | - | - | 173.96 |
| HS Physics | Brian Coppess | 3.55 | - | - | - | 3.55 |
| HS Memory Book | Brian Coppess | 2,645.18 | - | - | - | 2,645.18 |
| HS School Store | Brian Coppess | 2,411.41 | - | - | - | 2,411.41 |
| HS Building | Brian Coppess | - | 16,598.79 | 16,449.42 | - | 149.37 |
| HS Environmental Club | Brian Coppess | 127.13 | 89.45 | 45.64 | - | 170.94 |
| HS Picture | Brian Coppess | 1,770.00 | - | - | - | 1,770.00 |
| HS Japanese Trip | Brian Coppess | 616.60 | 28,600.00 | 28,329.00 | - | 887.60 |
| HS Spanish Trip | Brian Coppess | 835.39 | - | - | - | 835.39 |
| HIGH SCHOOL TOTAL | | \$ 197,470.58 | \$ 664,477.99 | \$ 648,103.44 | \$ (11,968.96) | \$ 201,876.17 |
| TOTAL - ALL ACTIVITIES | | \$ 332,770.96 | \$ 713,399.64 | \$ 716,109.48 | \$ - | \$ 330,061.12 |

TOTALS BY ADMINISTRATOR:

| | | | | | | |
|-------------------------------|-----------------|----------------------|----------------------|----------------------|-------------|----------------------|
| Kelley Harrison | Jensen | \$ 15,021.85 | \$ 613.75 | \$ 671.47 | \$ - | \$ 14,964.13 |
| Lara Justmann | Karen Acres | 12,741.33 | 1,186.67 | 1,090.11 | - | 12,837.89 |
| Elyse Brimeyer | Olmsted | 7,567.44 | 2,067.90 | 2,567.84 | - | 7,067.50 |
| Julia Taylor | Rolling Green | 6,037.73 | 1,165.00 | 1,679.54 | - | 5,523.19 |
| Meredith Mauro | Valerius | 21,660.18 | 612.01 | 2,336.27 | - | 19,935.92 |
| Dr. Greg Carenza | Webster | 5,355.76 | 751.46 | 1,376.84 | - | 4,730.38 |
| Dr. Greg Carenza | Elementary Band | 14,021.36 | 2,662.30 | 9,928.59 | - | 6,755.07 |
| District Wide | Web-Clickers | 2,899.45 | - | - | - | 2,899.45 |
| Loren DeKruyf | Middle School | 13,871.27 | 11,258.01 | 4,159.95 | - | 20,969.33 |
| Dr. Brian Coppess | High School | 96,607.31 | 87,863.27 | 83,366.85 | - | 101,103.73 |
| Dr. William Watson | Athletics | 136,987.28 | 605,219.27 | 608,932.02 | - | 133,274.53 |
| TOTAL - ALL ACTIVITIES | | \$ 332,770.96 | \$ 713,399.64 | \$ 716,109.48 | \$ - | \$ 330,061.12 |

| | | | |
|----|------------------------------------|--|-------------|
| 1 | 10 - GENERAL | | |
| 2 | ABC ELECTRICAL SERVICES- | Repairs to Webster AHU-3/Equipment/5533 | \$ 35.00 |
| 3 | ABC ELECTRICAL SERVICES- | Repairs to Webster AHU-3/Labor/5533 | \$ 850.00 |
| 4 | ABC ELECTRICAL SERVICES- | Repairs to Webster AHU-3/parts/5533 | \$ 864.13 |
| 5 | ACCESS SYSTEMS- | Contract invoice 3/9/2015 | \$ 289.68 |
| 6 | ACCESS SYSTEMS- | Contract invoice 4/6/2015 | \$ 96.00 |
| 7 | ACCESS SYSTEMS- | Contract invoice 5/4/2015 | \$ 96.00 |
| 8 | ACCESS SYSTEMS- | COPIER CHARGES | \$ 96.00 |
| 9 | ACE HARDWARE | Hardware/623723 | \$ 11.07 |
| 10 | ACE HARDWARE | Hardware/624150 | \$ 9.48 |
| 11 | ACE HARDWARE | Hardware/624154 | \$ 13.49 |
| 12 | ACE HARDWARE | Plumbing Parts/624099 | \$ 28.41 |
| 13 | AHLERS & COONEY, P.C.- | SERVICES | \$ 1,602.00 |
| 14 | ALLEGRA (WAS THE PRINTING STATION) | Printing A/O | \$ 8.20 |
| 15 | ALLEGRA (WAS THE PRINTING STATION) | Printing HS | \$ 44.04 |
| 16 | ALLEGRA (WAS THE PRINTING STATION) | Printing Jensen | \$ 0.90 |
| 17 | ALLEGRA (WAS THE PRINTING STATION) | Printing MS | \$ 39.26 |
| 18 | ALLEGRA (WAS THE PRINTING STATION) | Printing MS Spec Ed | \$ 5.72 |
| 19 | ALLEGRA (WAS THE PRINTING STATION) | Printing Olmsted | \$ 44.14 |
| 20 | ALLEGRA (WAS THE PRINTING STATION) | Printing Rolling Green | \$ 0.66 |
| 21 | ALLEGRA (WAS THE PRINTING STATION) | Printing Valerius | \$ 8.40 |
| 22 | ALLEGRA (WAS THE PRINTING STATION) | Printing Webster | \$ 1,644.87 |
| 23 | ALLEN SYSTEM GROUP, INC | Invoice E400001707 - 15 Seat renewal for | \$ 204.19 |
| 24 | AMAZON.COM CORPORATE CREDIT | #10 Envelopes - blue | \$ 59.80 |
| 25 | AMAZON.COM CORPORATE CREDIT | 13 Resonsons Why | \$ 82.44 |
| 26 | AMAZON.COM CORPORATE CREDIT | 19 Gallon Rope Handle Tub - Blue | \$ 298.24 |
| 27 | AMAZON.COM CORPORATE CREDIT | 24"X48" Activity Table | \$ 1,232.90 |
| 28 | AMAZON.COM CORPORATE CREDIT | 3B Scientific G08 2-Part Classic Heart M | \$ 46.79 |
| 29 | AMAZON.COM CORPORATE CREDIT | 3 ring binder | \$ 54.95 |
| 30 | AMAZON.COM CORPORATE CREDIT | 5 piece stylus set | \$ 5.00 |
| 31 | AMAZON.COM CORPORATE CREDIT | Angry Management | \$ 8.99 |
| 32 | AMAZON.COM CORPORATE CREDIT | answer buzzers | \$ 84.42 |
| 33 | AMAZON.COM CORPORATE CREDIT | Athlete vs. Mathlete | \$ 31.96 |
| 34 | AMAZON.COM CORPORATE CREDIT | Because of Mr. Terupt | \$ 36.00 |
| 35 | AMAZON.COM CORPORATE CREDIT | blue painters tape | \$ 22.02 |
| 36 | AMAZON.COM CORPORATE CREDIT | book cart | \$ 207.82 |
| 37 | AMAZON.COM CORPORATE CREDIT | book The Energy Bus | \$ 240.48 |
| 38 | AMAZON.COM CORPORATE CREDIT | Bystander | \$ 63.92 |
| 39 | AMAZON.COM CORPORATE CREDIT | Calculators 10 pack | \$ 161.34 |
| 40 | AMAZON.COM CORPORATE CREDIT | Calc-U store pocket | \$ 15.74 |
| 41 | AMAZON.COM CORPORATE CREDIT | CIA candy thermometer | \$ 169.50 |
| 42 | AMAZON.COM CORPORATE CREDIT | classroom keepers- 6shelf | \$ 20.29 |
| 43 | AMAZON.COM CORPORATE CREDIT | clear tape rolls | \$ 10.69 |
| 44 | AMAZON.COM CORPORATE CREDIT | command hooks (6 pack) | \$ 7.19 |
| 45 | AMAZON.COM CORPORATE CREDIT | CREDIT | \$ (4.84) |
| 46 | AMAZON.COM CORPORATE CREDIT | CREDIT | \$ (42.00) |
| 47 | AMAZON.COM CORPORATE CREDIT | Ear Nose Throat Anatomy Poster | \$ 30.00 |
| 48 | AMAZON.COM CORPORATE CREDIT | Electric Griddle Black And Decker | \$ 89.97 |
| 49 | AMAZON.COM CORPORATE CREDIT | Escaping the Giant Wave | \$ 20.97 |
| 50 | AMAZON.COM CORPORATE CREDIT | Esperanza Renace | \$ 42.00 |
| 51 | AMAZON.COM CORPORATE CREDIT | Expo markers 16 pack | \$ 124.44 |
| 52 | AMAZON.COM CORPORATE CREDIT | Eye of Minds James Dashner | \$ 25.24 |

| | | | |
|-----|-----------------------------|--|-----------|
| 53 | AMAZON.COM CORPORATE CREDIT | Famemaster 4D-Vision Human Ear Anatomy M | \$ 16.16 |
| 54 | AMAZON.COM CORPORATE CREDIT | file folders 30 pack | \$ 73.80 |
| 55 | AMAZON.COM CORPORATE CREDIT | Freight | \$ 6.79 |
| 56 | AMAZON.COM CORPORATE CREDIT | Ghost Dog Secrets | \$ 27.88 |
| 57 | AMAZON.COM CORPORATE CREDIT | Godless | \$ 98.04 |
| 58 | AMAZON.COM CORPORATE CREDIT | Hanging file folders | \$ 93.52 |
| 59 | AMAZON.COM CORPORATE CREDIT | H.I.V.E. Highter Institute of Villainous | \$ 53.34 |
| 60 | AMAZON.COM CORPORATE CREDIT | Humans of New York | \$ 107.94 |
| 61 | AMAZON.COM CORPORATE CREDIT | index cards 3x5 | \$ 39.30 |
| 62 | AMAZON.COM CORPORATE CREDIT | Kid President's Guide to Being Awesome | \$ 106.74 |
| 63 | AMAZON.COM CORPORATE CREDIT | Kitchen Food Scale | \$ 71.94 |
| 64 | AMAZON.COM CORPORATE CREDIT | Learning Resources Cross-Section Eye Mod | \$ 14.12 |
| 65 | AMAZON.COM CORPORATE CREDIT | legal pads 6 pack | \$ 5.99 |
| 66 | AMAZON.COM CORPORATE CREDIT | letter size file folders | \$ 47.88 |
| 67 | AMAZON.COM CORPORATE CREDIT | Life As We Knew It | \$ 36.00 |
| 68 | AMAZON.COM CORPORATE CREDIT | loose leaf paper | \$ 34.65 |
| 69 | AMAZON.COM CORPORATE CREDIT | magnetic white board erasers | \$ 13.98 |
| 70 | AMAZON.COM CORPORATE CREDIT | manila folders (100 pk) | \$ 71.82 |
| 71 | AMAZON.COM CORPORATE CREDIT | Markers (crayola) | \$ 30.16 |
| 72 | AMAZON.COM CORPORATE CREDIT | Mindset - The New Psychology of Success | \$ 57.00 |
| 73 | AMAZON.COM CORPORATE CREDIT | mini white board | \$ 67.20 |
| 74 | AMAZON.COM CORPORATE CREDIT | One for the Murphys | \$ 79.90 |
| 75 | AMAZON.COM CORPORATE CREDIT | Papermate felt tip pens | \$ 18.18 |
| 76 | AMAZON.COM CORPORATE CREDIT | Period 8 | \$ 29.97 |
| 77 | AMAZON.COM CORPORATE CREDIT | Pizza Fraction Fun Game | \$ 14.49 |
| 78 | AMAZON.COM CORPORATE CREDIT | post it notes- 5 pack | \$ 15.00 |
| 79 | AMAZON.COM CORPORATE CREDIT | proctor silex iron | \$ 36.75 |
| 80 | AMAZON.COM CORPORATE CREDIT | Respiration P Poster, Lung, Size 12x17" | \$ 15.00 |
| 81 | AMAZON.COM CORPORATE CREDIT | RiverRidge Somerset 2 door floor cabinet | \$ 145.95 |
| 82 | AMAZON.COM CORPORATE CREDIT | Sauder Edge Water Highboy TV Stand, Esta | \$ 240.81 |
| 83 | AMAZON.COM CORPORATE CREDIT | School Stack Chair 12" - set of 6 | \$ 180.90 |
| 84 | AMAZON.COM CORPORATE CREDIT | School Stack Chair 14" - set of 6 | \$ 372.60 |
| 85 | AMAZON.COM CORPORATE CREDIT | School Stack Chair 16" - set of 6 | \$ 585.76 |
| 86 | AMAZON.COM CORPORATE CREDIT | Shadow | \$ 41.94 |
| 87 | AMAZON.COM CORPORATE CREDIT | sheet protectors 200 pack | \$ 99.95 |
| 88 | AMAZON.COM CORPORATE CREDIT | snap and lock file box | \$ 267.50 |
| 89 | AMAZON.COM CORPORATE CREDIT | stapler | \$ 5.88 |
| 90 | AMAZON.COM CORPORATE CREDIT | Swingline stapler | \$ 109.38 |
| 91 | AMAZON.COM CORPORATE CREDIT | tab dividers binder 4 pack | \$ 23.97 |
| 92 | AMAZON.COM CORPORATE CREDIT | tape dispenser | \$ 3.79 |
| 93 | AMAZON.COM CORPORATE CREDIT | The City of Ember | \$ 34.26 |
| 94 | AMAZON.COM CORPORATE CREDIT | The Curious Incident of the Dog in the N | \$ 110.76 |
| 95 | AMAZON.COM CORPORATE CREDIT | The Digestive System Anatomical Laminate | \$ 20.69 |
| 96 | AMAZON.COM CORPORATE CREDIT | The Ear Poster, Anatomy, Organs of Heari | \$ 30.00 |
| 97 | AMAZON.COM CORPORATE CREDIT | The Eye Anatomical Chart | \$ 20.73 |
| 98 | AMAZON.COM CORPORATE CREDIT | The Face on the Milk Carton | \$ 47.94 |
| 99 | AMAZON.COM CORPORATE CREDIT | The Fault of our Stars | \$ 57.12 |
| 100 | AMAZON.COM CORPORATE CREDIT | The Giver | \$ 86.04 |
| 101 | AMAZON.COM CORPORATE CREDIT | The hard hat | \$ 17.37 |
| 102 | AMAZON.COM CORPORATE CREDIT | The Immortal Life of henrietta lacks | \$ 336.00 |
| 103 | AMAZON.COM CORPORATE CREDIT | The Impossible Knife of Memory | \$ 160.44 |
| 104 | AMAZON.COM CORPORATE CREDIT | The Lions of Little Rock | \$ 79.90 |

| | | | |
|-----|--------------------------------|--|--------------|
| 105 | AMAZON.COM CORPORATE CREDIT | The Rule of Thoughts | \$ 56.48 |
| 106 | AMAZON.COM CORPORATE CREDIT | Three | \$ 57.28 |
| 107 | AMAZON.COM CORPORATE CREDIT | To Kill a Mockingbird | \$ 79.04 |
| 108 | AMAZON.COM CORPORATE CREDIT | Uncover the Human Body: An Uncover It B | \$ 15.21 |
| 109 | AMAZON.COM CORPORATE CREDIT | Variant | \$ 59.94 |
| 110 | AMAZON.COM CORPORATE CREDIT | velcro | \$ 9.90 |
| 111 | AMAZON.COM CORPORATE CREDIT | White board felt eraser (12 pk) | \$ 38.86 |
| 112 | AMAZON.COM CORPORATE CREDIT | Why Don't Student's Like School? by Dani | \$ 130.30 |
| 113 | AMAZON.COM CORPORATE CREDIT | Shipping | \$ 6.75 |
| 114 | AMERICAN TIME & SIGNAL | E93BAAV204-WEB 12" Double Sided Hall Cl | \$ 329.90 |
| 115 | AMERICAN TIME & SIGNAL | Shipping | \$ 29.69 |
| 116 | AMES COMMUNITY SCHOOL DISTRICT | FY 15 - Beloit Residential Facility - Is | \$ 3,300.04 |
| 117 | AVAYA COMMUNICATIONS | SERVICES | \$ 4,526.72 |
| 118 | BARNES & NOBLE | 7 Habits of Highly Effective Teens by Se | \$ 543.60 |
| 119 | BARNES & NOBLE | Leader in Me by Stephen Covey | \$ 509.60 |
| 120 | BEGANOVIC, AZRA | MILEAGE | \$ 291.58 |
| 121 | BEIRMAN FURNITURE | Job #: 3193DM (furniture) - see attache | \$ 11,879.30 |
| 122 | BMO MASTERCARD | AMAZON-HEART RATE MONITOR | \$ 75.95 |
| 123 | BMO MASTERCARD | AMAZON-HEAT GUN | \$ 36.24 |
| 124 | BMO MASTERCARD | AMAZON-LAMINATING POUCHES | \$ 58.39 |
| 125 | BMO MASTERCARD | AMAZON-SUPPLIES | \$ 30.57 |
| 126 | BMO MASTERCARD | AMAZON-SUPPLIES-PE | \$ 77.20 |
| 127 | BMO MASTERCARD | APPLEBEES-LUNCH W/ CONSULTANT | \$ 44.63 |
| 128 | BMO MASTERCARD | APPLE-IPAD | \$ 395.00 |
| 129 | BMO MASTERCARD | APPLE-IPAD APP | \$ 299.99 |
| 130 | BMO MASTERCARD | APPLE-IPAD APP | \$ 249.99 |
| 131 | BMO MASTERCARD | APPLE-IPAD APPS | \$ 64.92 |
| 132 | BMO MASTERCARD | AQUALAND-CRAWFISH-SCIENCE CLASS | \$ 4.24 |
| 133 | BMO MASTERCARD | BMO-STATEMENT FEE | \$ 3.00 |
| 134 | BMO MASTERCARD | CDW-G-IPAD CASE | \$ 41.14 |
| 135 | BMO MASTERCARD | CDW-G-LAPTOP HARD DRIVES | \$ 261.20 |
| 136 | BMO MASTERCARD | CDW-G-PRINTER | \$ 574.97 |
| 137 | BMO MASTERCARD | CDW-G-PRINTER | \$ 669.29 |
| 138 | BMO MASTERCARD | CDW-G-RAID ARRAY BATTERY | \$ 177.72 |
| 139 | BMO MASTERCARD | COMFORT SUITES-CONFERENCE LODGING | \$ 268.80 |
| 140 | BMO MASTERCARD | COMPUTER REPAIR OF DSM-REPAIRS | \$ 857.88 |
| 141 | BMO MASTERCARD | CRYSTAL SPRINGS BOOKS-MORNING MEETING | \$ 277.70 |
| 142 | BMO MASTERCARD | DOLLAR TREE-GRAD SUPPLIES | \$ 26.50 |
| 143 | BMO MASTERCARD | DOLLAR TREE-REINFORCEMENT ITEMS | \$ 25.00 |
| 144 | BMO MASTERCARD | DOUGHY JOEYS-MEALS-CONFERENCE | \$ 70.97 |
| 145 | BMO MASTERCARD | DRAKE UNIV-LEADERSHIP SYMPOSIUM | \$ 150.00 |
| 146 | BMO MASTERCARD | ED TECH-REGISTRATION | \$ 249.00 |
| 147 | BMO MASTERCARD | FEDEX OFFICE-GRAD PROGRAMS | \$ 49.00 |
| 148 | BMO MASTERCARD | HEARTLAND AEA-PARAEDUCATOR CPI TRAINING | \$ 75.00 |
| 149 | BMO MASTERCARD | HEARTLAND AEA-REGISTRATION | \$ 2,100.00 |
| 150 | BMO MASTERCARD | HOLIDAY INN-HOTEL-LANGFORD TRAINING | \$ 614.50 |
| 151 | BMO MASTERCARD | HVVEE-BOARD OF ED FOOD | \$ 60.90 |
| 152 | BMO MASTERCARD | HVVEE-CLASS COOKING | \$ 13.32 |
| 153 | BMO MASTERCARD | HVVEE-SNACKS | \$ 18.88 |
| 154 | BMO MASTERCARD | IRON WORKS-OUTDOOR PLANTERS | \$ 1,772.00 |
| 155 | BMO MASTERCARD | JIMMY JOHNS-BOARD OF ED FOOD | \$ 132.51 |
| 156 | BMO MASTERCARD | LIVING HISTORY FARMS-FIELD TRIP | \$ 100.75 |

| | | | |
|-----|---|--|-------------|
| 157 | BMO MASTERCARD | MCDONALDS-CBI FUNCTIONAL COMMUNICATION | \$ 15.35 |
| 158 | BMO MASTERCARD | MENARDS-LARGE MOTOR | \$ 21.96 |
| 159 | BMO MASTERCARD | MENARDS-LAUNDRY SOAP | \$ 9.97 |
| 160 | BMO MASTERCARD | MONOPRICE-USB CABLE | \$ 9.13 |
| 161 | BMO MASTERCARD | MR CAR WASH-WASH VAN | \$ 13.77 |
| 162 | BMO MASTERCARD | NEWEGG-BACKUP RAID ENCLOSURE | \$ 2,352.77 |
| 163 | BMO MASTERCARD | NOTARY-CREDIT TAX | \$ (1.91) |
| 164 | BMO MASTERCARD | OAK STREET-TABLE BASES | \$ 79.04 |
| 165 | BMO MASTERCARD | OFFICE DEPOT-PHOTO PAPER | \$ 8.10 |
| 166 | BMO MASTERCARD | ORIENTAL TRADING-SUNGLASSES | \$ 18.99 |
| 167 | BMO MASTERCARD | PAY PAL L. LEVENTHAL-CHAIR POCKETS | \$ 220.75 |
| 168 | BMO MASTERCARD | PEPPERS GRILL-MEALS-CONFERENCE | \$ 62.11 |
| 169 | BMO MASTERCARD | PICKET FENCE CREAMERY-FIELD TRIP | \$ 99.00 |
| 170 | BMO MASTERCARD | REALLY GOOD STUFF-DESKTOP HELPERS | \$ 32.65 |
| 171 | BMO MASTERCARD | SCHOOL OUTFITTERS-HEADPHONES | \$ 87.83 |
| 172 | BMO MASTERCARD | SERVINT-WEB HOSTING | \$ 159.00 |
| 173 | BMO MASTERCARD | SI KIDS-SUPPLEMENTAL READING MATERIALS | \$ 40.00 |
| 174 | BMO MASTERCARD | SOLUTION TREE-PD BOOKS | \$ 169.70 |
| 175 | BMO MASTERCARD | STICKS-PLAQUE-MAIN ENTRY | \$ 1,365.00 |
| 176 | BMO MASTERCARD | TARGET-BEHAVIOR PLAN ITEMS | \$ 12.55 |
| 177 | BMO MASTERCARD | TARGET-CLASS COOKING | \$ 10.27 |
| 178 | BMO MASTERCARD | TARGET-CLASS SUPPLIES/SCIENCE | \$ 12.14 |
| 179 | BMO MASTERCARD | TARGET-LARGE MOTOR | \$ 5.99 |
| 180 | BMO MASTERCARD | TARGET-LEVEL 3 COOKING SKILLS | \$ 11.57 |
| 181 | BMO MASTERCARD | TARGET-REWARD BIN ITEMS | \$ 49.56 |
| 182 | BMO MASTERCARD | TARGET-STUDENT REWARDS | \$ 38.67 |
| 183 | BMO MASTERCARD | TARGET-SUPPLIES | \$ 44.35 |
| 184 | BMO MASTERCARD | THRIFTBOOKS-PAPERBACKS | \$ 222.90 |
| 185 | BMO MASTERCARD | TRAFFIC SAFETY STORE-TRAFFIC CONE | \$ 527.79 |
| 186 | BMO MASTERCARD | VISTA PRINT-BUSINESS CARDS | \$ 22.97 |
| 187 | BMO MASTERCARD | VISTA PRINT-POST CARDS | \$ 116.47 |
| 188 | BMO MASTERCARD | WALMART-BEAN BAG | \$ 58.26 |
| 189 | BMO MASTERCARD | WAUKEE SCHOOLS-SYMPOSIUM REGISTRATION | \$ 540.00 |
| 190 | BMO MASTERCARD | WEEBLY-GUIDANCE WEBSITE | \$ 67.90 |
| 191 | CENGAGE LEARNING- | 24 copies of Microsoft Office 2013: Illu | \$ 587.00 |
| 192 | CENGAGE LEARNING- | Curr. portion | \$ 1,918.60 |
| 193 | CENGAGE LEARNING- | Shipping and handling | \$ 250.56 |
| 194 | CENTURYLINK | SERVICES | \$ 439.04 |
| 195 | CHEMSEARCH | Drain Cobra Program/1911420 | \$ 144.00 |
| 196 | CHRISTIAN PRINTERS INC | Invoice # 24715 2000 Regular #10 Envelop | \$ 155.00 |
| 197 | CLAYTON RIDGE COMMUNITY SCHOOL DISTRICT | OE Tuition 4th Qtr | \$ 3,060.50 |
| 198 | COMMUNICATION INNOVATORS INC | Invoice 75591 - Phone work at UMS, UHS, | \$ 382.50 |
| 199 | CONTINUUM RETAIL ENERGY(WAS SEMINOLE)- | SERVICES | \$ 1,523.03 |
| 200 | CONTINUUM RETAIL ENERGY(WAS SEMINOLE)- | SERVICES | \$ 1,033.74 |
| 201 | CONTINUUM RETAIL ENERGY(WAS SEMINOLE)- | SERVICES | \$ 2,206.74 |
| 202 | DES MOINES LOCK SERVICE | Cut Keys/152247 | \$ 3.00 |
| 203 | DES MOINES LOCK SERVICE | Cut Keys/152255 | \$ 7.50 |
| 204 | DES MOINES LOCK SERVICE | Cut Keys/152263 | \$ 7.50 |
| 205 | DES MOINES LOCK SERVICE | Duplicate Locker Key/152137 | \$ 1.98 |
| 206 | DES MOINES REGISTER | PUBLICATION | \$ 29.32 |
| 207 | DIAMOND OIL COMPANY | SERVICES | \$ 2,395.34 |
| 208 | DLR GROUP INC- | SERVICES | \$ 906.00 |

| | | | |
|-----|-----------------------------------|--|---------------|
| 209 | DOORS INC | Weatherstripping/ 208738 | \$ 63.00 |
| 210 | DOORS INC | Weatherstripping/ 208826 | \$ 143.00 |
| 211 | DURHAM SCHOOL SERVICES- | 1st gr field trip on 5/20/15 all day | \$ 143.76 |
| 212 | DURHAM SCHOOL SERVICES- | 4th grade field trip 5/12/15 all day | \$ 163.26 |
| 213 | DURHAM SCHOOL SERVICES- | 5/20 field trip 3rd grade half day | \$ 116.96 |
| 214 | DURHAM SCHOOL SERVICES- | 5/22 zoo field trip - all day Kindergart | \$ 175.44 |
| 215 | DURHAM SCHOOL SERVICES- | Bus for 1st grade field trip to Karen Ac | \$ 75.54 |
| 216 | DURHAM SCHOOL SERVICES- | SERVICES | \$ 109,286.06 |
| 217 | DURHAM SCHOOL SERVICES- | SERVICES | \$ 82.85 |
| 218 | DURHAM SCHOOL SERVICES- | SERVICES | \$ 165.69 |
| 219 | DURHAM SCHOOL SERVICES- | SERVICES | \$ 165.70 |
| 220 | DURHAM SCHOOL SERVICES- | SERVICES | \$ 277.78 |
| 221 | DURHAM SCHOOL SERVICES- | SERVICES | \$ 192.50 |
| 222 | DURHAM SCHOOL SERVICES- | SERVICES | \$ 265.60 |
| 223 | DURHAM SCHOOL SERVICES- | SERVICES | \$ 151.07 |
| 224 | DURHAM SCHOOL SERVICES- | SERVICES-SE | \$ 514.13 |
| 225 | DURHAM SCHOOL SERVICES- | Transportation estimate for 2nd Grade to | \$ 233.92 |
| 226 | DURHAM SCHOOL SERVICES- | Transportation estimate to Civic Center | \$ 175.44 |
| 227 | DURHAM SCHOOL SERVICES- | Transportation estimate to State Capitol | \$ 307.02 |
| 228 | EXCEL MECHANICAL CO INC | Annual Required backflow testing/103071/ | \$ 402.00 |
| 229 | FAREWAY STORES | Breakfast items for end of year celebrat | \$ 22.55 |
| 230 | FIRST CHOICE COFFEE SERVICES | Coffee | \$ 73.97 |
| 231 | FOLLETT SCHOOL SOLUTIONS- | BOOKS | \$ 104.37 |
| 232 | FOLLETT SCHOOL SOLUTIONS- | See attached for order for Rolling Green | \$ 91.13 |
| 233 | FOLLETT SCHOOL SOLUTIONS- | See attached quote ID 8341994 for order | \$ 885.40 |
| 234 | FRONTLINE PLACEMENT TECHNOLOGIES- | AppliTrak Configuration Fee | \$ 500.00 |
| 235 | FRONTLINE PLACEMENT TECHNOLOGIES- | PAY INVUS38656 AppliTrack Project Mana | \$ 2,000.00 |
| 236 | GOPHER SPORT | Bakelite pea style whistle black | \$ 6.54 |
| 237 | GOPHER SPORT | Bakelite pea style whistle black | \$ 1.11 |
| 238 | GOPHER SPORT | CREDIT | \$ (102.73) |
| 239 | GOPHER SPORT | JCJ ringmaster steel rings set | \$ 34.62 |
| 240 | GOPHER SPORT | JCJ ringmaster steel rings set | \$ 5.88 |
| 241 | GOPHER SPORT | Kettlebell training charts set of 3 | \$ 13.45 |
| 242 | GOPHER SPORT | Kettlebell training charts set of 3 | \$ 2.28 |
| 243 | GOPHER SPORT | medicine ball 25lbs | \$ 22.50 |
| 244 | GOPHER SPORT | medicine ball 25lbs | \$ 3.82 |
| 245 | GOPHER SPORT | medicine ball 30lbs | \$ 24.23 |
| 246 | GOPHER SPORT | medicine ball 30lbs | \$ 4.11 |
| 247 | GOPHER SPORT | medicine ball 40lbs | \$ 27.71 |
| 248 | GOPHER SPORT | medicine ball 40lbs | \$ 4.70 |
| 249 | GOPHER SPORT | medicine ball 50lbs | \$ 31.15 |
| 250 | GOPHER SPORT | medicine ball 50lbs | \$ 5.29 |
| 251 | GOPHER SPORT | medicine ball charts set of 3 | \$ 13.45 |
| 252 | GOPHER SPORT | medicine ball charts set of 3 | \$ 2.28 |
| 253 | GOPHER SPORT | Mesh vest- Large green | \$ 22.01 |
| 254 | GOPHER SPORT | Mesh vest- Large green | \$ 3.74 |
| 255 | GOPHER SPORT | nitro ball- ball | \$ 66.85 |
| 256 | GOPHER SPORT | nitro ball- ball | \$ 11.35 |
| 257 | GOPHER SPORT | Outdoor pickle-ball white, set of 12 | \$ 23.51 |
| 258 | GOPHER SPORT | Outdoor pickle-ball white, set of 12 | \$ 3.99 |
| 259 | GOPHER SPORT | Push up tester-rainbow set | \$ 230.15 |
| 260 | GOPHER SPORT | Push up tester-rainbow set | \$ 39.07 |

| | | | |
|-----|-----------------------------------|--|-------------|
| 261 | GOPHER SPORT | shipping/handling | \$ 50.66 |
| 262 | GOPHER SPORT | shipping/handling | \$ 8.60 |
| 263 | GOPHER SPORT | SUPPLIES | \$ 102.73 |
| 264 | GOPHER SPORT | XL super-oversize tennis racquet- 27.5"L | \$ 62.23 |
| 265 | GOPHER SPORT | XL super-oversize tennis racquet- 27.5"L | \$ 10.57 |
| 266 | GRAINGER INC- | Palm Sander/6293159851 | \$ 60.26 |
| 267 | GREATER IOWA CREDIT UNION | Withholdings 06/10/2015 | \$ 83.60 |
| 268 | GROUNDS KEEPER, THE | SERVICES | \$ 7,232.00 |
| 269 | GUARDIOLA, JANESEA | MILEAGE | \$ 140.24 |
| 270 | HAMILTON, SELINA | MILEAGE | \$ 102.06 |
| 271 | HEARTLAND AEA 11 | CREDIT | \$ (125.00) |
| 272 | HEARTLAND AEA 11 | Registration for Valerie Gonzalez and Le | \$ 200.00 |
| 273 | HEARTLAND AEA 11 | Scanner sheets and report fees | \$ 286.20 |
| 274 | HEARTLAND AEA 11 | SERVICES/SUPPLIES | \$ 1.75 |
| 275 | HEARTLAND AEA 11 | SUPPLIES/SERVICES | \$ 8.96 |
| 276 | HEARTLAND AEA 11 | SUPPLIES/SERVICES | \$ 17.50 |
| 277 | HEARTLAND AEA 11 | SUPPLIES/SERVICES | \$ 9.10 |
| 278 | HEARTLAND AEA 11 | SUPPLIES/SERVICES | \$ 601.30 |
| 279 | HERFF JONES | administrators regalia for commencement | \$ 620.58 |
| 280 | HOCKENBERRY(GRAGE), MARGARET | MILEAGE | \$ 43.41 |
| 281 | HOLMES, LYNN (PREV MCINTIRE) | MILEAGE | \$ 24.04 |
| 282 | HVVEE FOOD STORE - URBANDALE | cocktail Sandwiches | \$ 40.00 |
| 283 | HVVEE FOOD STORE - URBANDALE | cookies | \$ 11.99 |
| 284 | HVVEE FOOD STORE - URBANDALE | crystal combo | \$ 1.99 |
| 285 | HVVEE FOOD STORE - URBANDALE | Food for FCS | \$ 68.46 |
| 286 | HVVEE FOOD STORE - URBANDALE | Food for FCS | \$ 3.56 |
| 287 | HVVEE FOOD STORE - URBANDALE | Food for field trip | \$ 182.86 |
| 288 | HVVEE FOOD STORE - URBANDALE | Italian Catering | \$ 32.00 |
| 289 | HVVEE FOOD STORE - URBANDALE | Italian Catering - 5th grade pizza | \$ 104.00 |
| 290 | HVVEE FOOD STORE - URBANDALE | lays | \$ 12.87 |
| 291 | HVVEE FOOD STORE - URBANDALE | ruffles | \$ 4.29 |
| 292 | HVVEE FOOD STORE - URBANDALE | SE Supplies For TW | \$ 22.32 |
| 293 | HVVEE FOOD STORE - URBANDALE | SUPPLIES | \$ 12.14 |
| 294 | HVVEE FOOD STORE - URBANDALE | SUPPLIES | \$ 29.24 |
| 295 | IMAGING TECHNOLOGIES | Black & White copies and prints | \$ 61.23 |
| 296 | IMAGING TECHNOLOGIES | Color Copies and prints | \$ 3.33 |
| 297 | IMAGING TECHNOLOGIES | Copies | \$ 101.43 |
| 298 | IMAGING TECHNOLOGIES | copy cost | \$ 62.43 |
| 299 | INDOFF INC | Instructional supplies for math students | \$ 46.29 |
| 300 | INDOFF INC | packing tape | \$ 40.80 |
| 301 | INTERSTATE ALL BATTERY CENTER | Batteries for HVAC Controllers/192460201 | \$ 51.80 |
| 302 | INTERSTATE ALL BATTERY CENTER | Batteries for Raptor Contollers/19246020 | \$ 9.90 |
| 303 | INTERSTATE ALL BATTERY CENTER | SLA 1075 Batteries for fire alarm system | \$ 215.88 |
| 304 | IOWA ASSOCIATION-SCHOOL BOARDS- | Background Checks May 2015 | \$ 432.00 |
| 305 | IOWA COMMUNICATIONS NETWORK | SERVICES | \$ 817.08 |
| 306 | IOWA DEPARTMENT OF REVENUE | Withholdings 06/10/2015 | \$ 292.12 |
| 307 | IOWA ONE CALL- | Feb-April Email Fee | \$ 29.70 |
| 308 | IOWA QUALITY CENTER, INC.- | 2015 Iowa Recognition for Performance Ex | \$ 100.00 |
| 309 | IOWA WATER MANAGEMENT- | Contracted Water Services/IN6780 | \$ 600.00 |
| 310 | IRON MOUNTAIN RECORDS MANAGEMENT- | SERVICES | \$ 29.52 |
| 311 | JOHNSTONE SUPPLY | 12X24X4 Pleated Filter | \$ 64.26 |
| 312 | JOHNSTONE SUPPLY | 20X20X4 Filters | \$ 11.18 |

| | | | |
|-----|--|--|--------------|
| 313 | JOHNSTONE SUPPLY | 20X24X4 Pleated Filters | \$ 151.68 |
| 314 | JOHNSTONE SUPPLY | 24X24X4 Filters | \$ 170.40 |
| 315 | JOHNSTONE SUPPLY | SUPPLIES/CREDIT | \$ - |
| 316 | JUNIOR ACHIEVEMENT OF CENTRAL IOWA, INC- | \$5/per student admission | \$ 220.00 |
| 317 | KARAIDOS, SHAWN | MILEAGE | \$ 28.18 |
| 318 | KAVAZOVIC, ALMA | MILEAGE | \$ 166.98 |
| 319 | KENTUCKY FRIED CHICKEN | chicken for cultural issues second semes | \$ 163.50 |
| 320 | KENTUCKY FRIED CHICKEN | REPLACEMENT CHECK-2ND SEM-13-14FY | \$ 135.16 |
| 321 | LAKESHORE LEARNING MATERIALS | FF188 Big Knob Learning Puzzle Set | \$ 49.99 |
| 322 | LAKESHORE LEARNING MATERIALS | Shipping and Handling | \$ 7.50 |
| 323 | LANGFORD INTERNATIONAL, INC | Langford Conference for Tim Carver; 6/22 | \$ 500.00 |
| 324 | LEARNING POST, THE | LC13728 Sea Creatures Puzzle | \$ 8.99 |
| 325 | LEARNING POST, THE | LC1727 Animal Sand Puzzle | \$ 11.69 |
| 326 | LIVING HISTORY FARMS | Admission to Living History Farms for 2n | \$ 367.50 |
| 327 | LIVING HISTORY FARMS | field trip for Exchange students | \$ 67.50 |
| 328 | MAIL SERVICES, LLC- | SERVICES | \$ 595.87 |
| 329 | MCCARTY, LOIS | MILEAGE | \$ 12.88 |
| 330 | MCGRAW HILL EDUCATION | Economics Principals & Practices - see a | \$ 6,249.75 |
| 331 | MCGRAW HILL EDUCATION | Environmental Science: A Global Concern | \$ 3,600.00 |
| 332 | MCGRAW HILL EDUCATION | Estimated Shipping and Handling | \$ 681.27 |
| 333 | MCGRAW HILL EDUCATION | Shipping and handling - TBD | \$ 59.08 |
| 334 | MCGRAW HILL EDUCATION | Sociology & You - see attached quote nu | \$ 6,501.60 |
| 335 | MCGRAW HILL EDUCATION | US History & Geography - see attached qu | \$ 7,735.20 |
| 336 | MENARDS | Battery Chargers for Custodial Equipment | \$ 119.98 |
| 337 | MENARDS | Drywall Supplies/09553 | \$ 14.36 |
| 338 | MENARDS | Hardware/10783 | \$ 5.48 |
| 339 | MENARDS | Metal Studs for HS Repairs/09426 | \$ 6.70 |
| 340 | MENARDS | Painting Supplies/09276 | \$ 12.94 |
| 341 | MENARDS | Paint Supplies/10640 | \$ 45.13 |
| 342 | MENARDS | Plumbing Supplies/10231 | \$ 23.85 |
| 343 | MENARDS | Rope/09969 | \$ 8.69 |
| 344 | MENARDS | Supplies/10565 | \$ 26.97 |
| 345 | METRO WEST LEARNING CENTER- | Invoice #17362 Consulting Services For T | \$ 1,591.25 |
| 346 | METRO WEST LEARNING CENTER- | Invoice 17426 Consulting Services For TW | \$ 1,425.00 |
| 347 | MIDAMERICAN ENERGY- | HIGH SCHOOL | \$ 46.42 |
| 348 | MIDAMERICAN ENERGY- | HIGH SCHOOL | \$ 24,239.90 |
| 349 | MIDAMERICAN ENERGY- | JENSEN | \$ 2,258.59 |
| 350 | MIDAMERICAN ENERGY- | KAREN ACRES | \$ 117.13 |
| 351 | MIDAMERICAN ENERGY- | KAREN ACRES | \$ 2,768.04 |
| 352 | MIDAMERICAN ENERGY- | METRO WEST | \$ 17.92 |
| 353 | MIDAMERICAN ENERGY- | METRO WEST | \$ 476.01 |
| 354 | MIDAMERICAN ENERGY- | MIDDLE SCHOOL | \$ 9,542.43 |
| 355 | MIDAMERICAN ENERGY- | OLMSTED | \$ 42.70 |
| 356 | MIDAMERICAN ENERGY- | OLMSTED | \$ 3,809.45 |
| 357 | MIDAMERICAN ENERGY- | ROLLING GREEN | \$ 34.27 |
| 358 | MIDAMERICAN ENERGY- | ROLLING GREEN | \$ 2,871.66 |
| 359 | MIDAMERICAN ENERGY- | VALERIUS | \$ 2,710.05 |
| 360 | MIDWEST COMPUTER PRODUCTS | 1-28-2015 - CAD Room Quote Install new | \$ 2,583.80 |
| 361 | MIDWEST COMPUTER PRODUCTS | Custom Cable from Kramer Switcher/Scaler | \$ 85.00 |
| 362 | MIDWEST COMPUTER PRODUCTS | Quote 704682 - NEC NP-M402H | \$ 1,382.50 |
| 363 | MONSON, DAPHNE | Meal | \$ 12.00 |
| 364 | MONSON, DAPHNE | Reimbursement for parking while at band | \$ 18.50 |

| | | | |
|-----|-------------------------------------|--|--------------|
| 365 | NAPA GENUINE PARTS | FHP Belt 4L330W | \$ 12.72 |
| 366 | NASP | Homework, org and plan- skills intervent | \$ 65.00 |
| 367 | NASP | shipping/handling | \$ 15.00 |
| 368 | NIELSEN FLOWER SHOP | flowers for graduation | \$ 200.00 |
| 369 | OFFICE DEPOT-(USE FOR ALL) | Item # 303189 - 5 inch White Office De | \$ 49.85 |
| 370 | OFFICE DEPOT-(USE FOR ALL) | Item # 303217 - 4 Inch White Office Depo | \$ 21.69 |
| 371 | OFFICE DEPOT-(USE FOR ALL) | Office Supplies for Construction and Bui | \$ 230.68 |
| 372 | OFFICE DEPOT-(USE FOR ALL) | white copy paper case of 10 reams | \$ 1,019.70 |
| 373 | OFFICE OF CHILD SUPPORT ENFORCEMENT | Withholdings 06/10/2015 | \$ 313.00 |
| 374 | O'KEEFE ELEVATOR COMPANY, INC | Contracted Elevator Maintenance/00425131 | \$ 433.73 |
| 375 | PEARSON | shipping/handling | \$ 10.00 |
| 376 | PEARSON | Social skills improvement system interve | \$ 125.25 |
| 377 | PEARSON EDUCATION | Rubenstein, The Cultural Landscape 11th | \$ 6,231.15 |
| 378 | PEARSON EDUCATION | Shipping and handling | \$ 461.78 |
| 379 | PITTSBURGH PAINTS | Painting Supplies/982903041002 | \$ 117.24 |
| 380 | PLUMB SUPPLY COMPANY | Flush Valve/3408743 | \$ 379.11 |
| 381 | PLUMB SUPPLY COMPANY | Plumbing Parts/3415413 | \$ 45.56 |
| 382 | POLK CO SCHOOL EMPL CREDIT UNION | Withholdings 06/10/2015 | \$ 89.00 |
| 383 | POLK COUNTY SHERIFF'S OFFICE | Withholdings 06/10/2015 | \$ 321.32 |
| 384 | QUILL CORPORATION- | Scholarcraft 30 X 60" Thremofuse Melamin | \$ 2,309.79 |
| 385 | QUILL CORPORATION- | Wood Designs - 30 Cubby Storage Cabinet | \$ 2,367.24 |
| 386 | REALLY GREAT READING | BLAST1LP The Blast Lesson Plan Book | \$ 225.00 |
| 387 | REALLY GREAT READING | BLAST1PRSW Blast Primary Workbook | \$ 38.00 |
| 388 | REALLY GREAT READING | Shipping and Handling | \$ 26.30 |
| 389 | RIEMAN MUSIC INC | Equipment purchase per quote dated 4/1/1 | \$ 37,775.97 |
| 390 | RIEMAN MUSIC INC | Equipment purchase per quote dated 4/1/1 | \$ 9,556.03 |
| 391 | RYAN PAUL BUCK PRODUCTIONS- | 5 Year Journey Post Production Video Edi | \$ 1,500.00 |
| 392 | SCHLUETER, KERI | MILEAGE | \$ 164.31 |
| 393 | SCHOOL SPECIALTY INC | 021259 Multi Colored Stackable Balls | \$ 142.15 |
| 394 | SCHULTZ, NANCY | Meal | \$ 12.00 |
| 395 | SCHULTZ, NANCY | MILEAGE | \$ 50.29 |
| 396 | SCHULTZ, NANCY | Reimbursement for parking while at the b | \$ 17.25 |
| 397 | SCHULTZ, SANDRA | MILEAGE | \$ 21.39 |
| 398 | SOENKE-QUIST, DENA- | SERVICES | \$ 2,650.00 |
| 399 | SOLUTION TREE | Allyson Jones | \$ 649.00 |
| 400 | SOLUTION TREE | Christina Piscitello | \$ 649.00 |
| 401 | SOLUTION TREE | Hanna Froehlich | \$ 649.00 |
| 402 | SOLUTION TREE | Karlee McKibban | \$ 649.00 |
| 403 | SOLUTION TREE | Kim Haller | \$ 649.00 |
| 404 | SOLUTION TREE | LauraBeth Chiston | \$ 649.00 |
| 405 | SOLUTION TREE | Mariah Stumpf | \$ 649.00 |
| 406 | SOLUTION TREE | Martina Alaniz | \$ 649.00 |
| 407 | SOLUTION TREE | Megan Fiscus | \$ 649.00 |
| 408 | SOLUTION TREE | Rami Buchhuber | \$ 649.00 |
| 409 | SOLUTION TREE | Registration for Jeremy Heinen to attend | \$ 689.00 |
| 410 | SOLUTION TREE | Sam Anderson | \$ 689.00 |
| 411 | SOLUTION TREE | Stephanie Kingery | \$ 649.00 |
| 412 | S & S WORLDWIDE | REPLACEMENT ITEMS/CREDITS | \$ (6.00) |
| 413 | STIPEND VENDOR | REFUND-MICHELLE COOK | \$ 412.00 |
| 414 | STOREY KENWORTHY CO | desk chair | \$ 312.70 |
| 415 | STROOPE, CHRISTY | MILEAGE | \$ 69.00 |
| 416 | THERMAL SERVICES- | Repairs to HS AHU B-2/830455/Labor | \$ 338.00 |

| | | | |
|-----|--------------------------------------|--|----------------------|
| 417 | THERMAL SERVICES- | Repairs to HS AHU B-2/830455/Parts | \$ 303.00 |
| 418 | THERMAL SERVICES- | Repairs to HS AHU B-2/830486/Labor | \$ 1,070.25 |
| 419 | THERMAL SERVICES- | Repairs to HS AHU B-2/830488/Labor | \$ 868.25 |
| 420 | THERMAL SERVICES- | Repairs to HS AHU B-2/830488/Parts | \$ 99.00 |
| 421 | TIERNEY BROTHERS, INC. | NB-ADV-CLASS-2 Notebook Advantage Classr | \$ 2,376.00 |
| 422 | TONER PLACE, THE | Invoice 20303 Toner Ordered For R Hyde @ | \$ 159.00 |
| 423 | TONER PLACE, THE | Repair | \$ 425.00 |
| 424 | TONER PLACE, THE | Toner | \$ 85.50 |
| 425 | TONER PLACE, THE | Toner | \$ 252.50 |
| 426 | TONER PLACE, THE | Toner | \$ 83.75 |
| 427 | TONER PLACE, THE | Toner | \$ 43.75 |
| 428 | TONER PLACE, THE | Toner | \$ 552.00 |
| 429 | TONER PLACE, THE | Toner | \$ 225.00 |
| 430 | UE LOCAL 893 | Withholdings 06/10/2015 | \$ 207.00 |
| 431 | URBANDALE, CITY OF | SERVICES | \$ 26,353.97 |
| 432 | URBANDALE HOT LUNCH | 10 Dozen Cookies for 5th Grade Promotion | \$ 66.00 |
| 433 | URBANDALE POLICE DEPARTMENT | Police Liaison Iowas School Safety Confe | \$ 100.00 |
| 434 | URBANDALE SWIM POOL | High school Pool Usage | \$ 1,635.00 |
| 435 | URBANDALE SWIM POOL | Jensen Pool usage | \$ 50.00 |
| 436 | URBANDALE SWIM POOL | karen Acres Pool usage | \$ 50.00 |
| 437 | URBANDALE SWIM POOL | Middle School Pool Usage | \$ 6,555.00 |
| 438 | URBANDALE SWIM POOL | Olmsted Pool usage | \$ 50.00 |
| 439 | URBANDALE SWIM POOL | Rolling Green Pool usage | \$ 50.00 |
| 440 | URBANDALE SWIM POOL | Valerius Pool Usage | \$ 50.00 |
| 441 | URBANDALE SWIM POOL | Webster Pool usage | \$ 50.00 |
| 442 | URBANDALE WATER UTILITY | WATER/SEWER | \$ 299.87 |
| 443 | URBANDALE WATER UTILITY | WATER/SEWER | \$ 291.53 |
| 444 | URBANDALE WATER UTILITY | WATER/SEWER | \$ 507.00 |
| 445 | URBANDALE WATER UTILITY | WATER/SEWER | \$ 378.00 |
| 446 | URBANDALE WATER UTILITY | WATER/SEWER | \$ 258.73 |
| 447 | URBANDALE WATER UTILITY | WATER/SEWER | \$ 688.80 |
| 448 | URBANDALE WATER UTILITY | WATER/SEWER | \$ 699.41 |
| 449 | URBANDALE WATER UTILITY | WATER/SEWER | \$ 4,112.09 |
| 450 | UTILITY REBATE CONSULTANTS, INC. | SERVICES | \$ 64.08 |
| 451 | WASTE CONNECTIONS OF DM | SERVICES | \$ 99.63 |
| 452 | WASTE MANAGEMENT OF IOWA | SERVICES | \$ 4,283.98 |
| 453 | WEST DES MOINES COMM SCHOOL DIST- | OE Tuition 4th Qtr | \$ 44,377.25 |
| 454 | WEST DES MOINES COMM SCHOOL DIST- | OE Tuition 4th Qtr ELL | \$ 1,683.30 |
| 455 | WEST MUSIC COMPANY | Chimes of Dunkirk | \$ 29.00 |
| 456 | WEST MUSIC COMPANY | Down on the Valley | \$ 29.00 |
| 457 | WEST MUSIC COMPANY | Listen to the Mockingbird | \$ 29.00 |
| 458 | WEST MUSIC COMPANY | Sashay the Donut | \$ 29.00 |
| 459 | WEX BANK (WAS FLEET SVCS/WRIGHT EXP) | SERVICES | \$ 1,704.76 |
| 460 | WOODMAN INC- | Service Call at UHS/PM98AR | \$ 488.75 |
| 461 | WOODMAN INC- | Service call at UMS/PM98AQ | \$ 977.50 |
| 462 | 10 - GENERAL | ** Fund Total ** | \$ 460,375.36 |
| 463 | | | |
| 464 | 21 - STUDENT ACTIVITY | | |
| 465 | ALLEGRA (WAS THE PRINTING STATION) | Printing Activities | \$ 46.13 |
| 466 | ASPI SOLUTIONS INC- | Track Meet Entry System | \$ 96.00 |
| 467 | BAKER & TAYLOR- | End2015 Book Cart - 95 books | \$ 192.57 |
| 468 | BAXTER, PATRICK- | OFFICIAL - JV/VAR GIRLS SOCCER 5/27/15 | \$ 100.00 |

| | | | |
|-----|-------------------------------|--|-------------|
| 469 | BESIC, ALMIR- | OFFICIAL - 9TH GIRLS SOCCER 5.27.15 | \$ 47.50 |
| 470 | BIRD, PAUL- | OFFICIAL - JV/VAR/VAR SOFTBALL 6.2.15 | \$ 138.50 |
| 471 | BLANK GOLF COURSE | ENTRY FEE - GIRLS GOLF CIC CONFERENCE TO | \$ 60.00 |
| 472 | BMO MASTERCARD | STATE HISTORICAL SOC-PROM '16 RESERVE | \$ 500.00 |
| 473 | BMO MASTERCARD | TOWNEPLACE SUITES-CLINICIAN ROOM | \$ 110.88 |
| 474 | BMO MASTERCARD | US POST OFFICE-UNIFORM SHIPPED TO VENDOR | \$ 12.65 |
| 475 | BMO MASTERCARD | WALMART-ART GUILD-SALON NIGHT | \$ 29.85 |
| 476 | CARLSON, TIM- | Field Mowing | \$ 351.00 |
| 477 | CLARK, BEN- | OFFICIAL - 10TH BASEBALL DH 6.3.15 | \$ 100.00 |
| 478 | COMPREHENSIVE SOUND SERVICES- | Audio Recording Services | \$ 400.00 |
| 479 | CONTEMPORARY SERVICES CORP | Event Management - May 26 | \$ 70.04 |
| 480 | CONTEMPORARY SERVICES CORP | Event Management - May 27 | \$ 78.80 |
| 481 | DUNCAN, DUANE- | OFFICIAL - JV/VAR/VAR SOFTBALL 5.28.15 | \$ 138.50 |
| 482 | DUNCAN, KYLE- | OFFICIAL - JV BASEBALL 6.1.15 | \$ 100.00 |
| 483 | DURHAM SCHOOL SERVICES- | 5/19 field trip half day | \$ 102.34 |
| 484 | DURHAM SCHOOL SERVICES- | all day bus 5/14 | \$ 185.19 |
| 485 | DURHAM SCHOOL SERVICES- | SERVICES | \$ 48.42 |
| 486 | FISHER, TIM & JODY | Donation from the urbandale High School | \$ 400.00 |
| 487 | GILLILAND, RONALD- | OFFICIAL - 8TH SOFTBALL DH 6.2.15 | \$ 71.00 |
| 488 | GILLILAND, RONALD- | OFFICIAL - 8TH SOFTBALL DH 6.8.15 | \$ 71.00 |
| 489 | HAMMEN, JOSEPH- | May Announcing | \$ 100.00 |
| 490 | HAYS, LYNN- | Curricular Choir Accompanist: May Hours | \$ 627.00 |
| 491 | HOVICK, ZACH- | OFFICIAL - 10TH BASEBALL DH 6.3.15 | \$ 100.00 |
| 492 | HUDNUT, RICHARD- | OFFICIAL - 9TH/JV/VAR GIRLS SOCCER 5/27/ | \$ 147.50 |
| 493 | HYVEE FOOD STORE - URBANDALE | flower container | \$ 13.48 |
| 494 | HYVEE FOOD STORE - URBANDALE | flowers | \$ 6.00 |
| 495 | HYVEE FOOD STORE - URBANDALE | items for senior breakfast on 5/26/15 | \$ 58.91 |
| 496 | HYVEE FOOD STORE - URBANDALE | recognition flowers for pto members/volu | \$ 19.95 |
| 497 | IMAGING TECHNOLOGIES | COPIER CHARGES | \$ 142.09 |
| 498 | IOWA GIRLS HS ATHLETIC UNION | REgional Gate - CMB | \$ 720.00 |
| 499 | KELLY, MICHAEL- | OFFICIAL - JV/VAR BASEBALL 5.28.15 | \$ 115.00 |
| 500 | KRAMER, ANDREW- | OFFICIAL - JV BASEBALL 6.1.15 | \$ 100.00 |
| 501 | KRUGER, BLAKE- | OFFICIAL - 10TH BASEBALL 6.1.15 (1 GAME) | \$ 50.00 |
| 502 | LIVING HISTORY FARMS | 2nd grade field trip tickets | \$ 292.50 |
| 503 | MAKEMUSIC, INC. | Smart Music Software Annual Subscription | \$ 228.00 |
| 504 | MEADE, JENNY- | Clinician for UMS Show Choir 1 hour on1 | \$ 50.00 |
| 505 | NELSON, JARED- | OFFICIAL - JV/VAR GIRLS SOCCER 5/27/15 | \$ 100.00 |
| 506 | O'BRIEN, DARREN- | OFFICIAL - 10TH BASEBALL 6.1.15 (1 GAME) | \$ 50.00 |
| 507 | PEREZ, AARON- | OFFICIAL - 9TH BASEBALL DH 6.5.15 | \$ 100.00 |
| 508 | PETERSON, MARK- | OFFICIAL - JV/VAR/VAR SOFTBALL 5.28.15 | \$ 138.50 |
| 509 | PETERSON, RICHARD (PETE)- | OFFICIAL - 8TH SOFTBALL DH 6.2.15 | \$ 71.00 |
| 510 | PETERSON, RICHARD (PETE)- | OFFICIAL - 8TH SOFTBALL DH 6.8.15 | \$ 71.00 |
| 511 | PLAZA CLEANERS INC | ADD'L UNIFORMS | \$ 336.00 |
| 512 | PLAZA CLEANERS INC | Marching Band Uniforms Dry Cleaning | \$ 1,920.00 |
| 513 | REED, ALAN | Mileage to State TEnnis | \$ 164.45 |
| 514 | RIEMAN MUSIC INC | Yamaha French horn, SN 423, resolder bra | \$ 20.00 |
| 515 | RIEMAN MUSIC INC | Yamaha tuba, SN 2671, resolder leadpipe | \$ 20.00 |
| 516 | SCRIMAGER, BRIAN- | OFFICIAL - JV/VAR BASEBALL 5.28.15 | \$ 115.00 |
| 517 | SEALS, WILLIAM- | May Announcing | \$ 500.00 |
| 518 | SYNERGY DANCE LLC- | Dance Deposit | \$ 1,000.00 |
| 519 | THOMAS JEFFERSON HIGH SCHOOL | ENTRY FEE - GIRLS SOCCER TOURNAMENT 5.23 | \$ 125.00 |
| 520 | VANDERVELDEN, MARVIN- | OFFICIAL - 9TH SOFTBALL 6.1.15 | \$ 71.00 |

| | | | |
|-----|---------------------------------------|--|---------------------|
| 521 | WALCK, PAMELA- | Accompanist for 7th-8th Chorus | \$ 299.00 |
| 522 | WEISS, ANDY- | OFFICIAL - 9TH BASEBALL DH 6.4.15 | \$ 100.00 |
| 523 | WEST, KENNETH- | OFFICIAL - JV/VAR/VAR SOFTBALL 6/2/15 | \$ 138.50 |
| 524 | WHITE, DAVID | food for students on DECA national trip | \$ 73.66 |
| 525 | WHITE, DAVID | State Tennis Mileage | \$ 174.80 |
| 526 | WILCOX PRINTING & PUBLISHING INC | printing of the U | \$ 210.00 |
| 527 | WITTE, KEVIN- | OFFICIAL - 9TH BASEBALL DH 6.5.15 | \$ 100.00 |
| 528 | 21 - STUDENT ACTIVITY | ** Fund Total ** | \$ 12,118.71 |
| 529 | | | |
| 530 | | | |
| 531 | 33 - SALE TAX FUND | | |
| 532 | BISHOP ENGINEERING CO INC- | SERVICES | \$ 10,200.00 |
| 533 | DLR GROUP INC- | SERVICES | \$ 29,615.00 |
| 534 | EXCEL MECHANICAL CO INC | Replace Coil at HS AHU L-1/103072/ Low Q | \$ 12,200.00 |
| 535 | 33 - SALE TAX FUND | ** Fund Total ** | \$ 52,015.00 |
| 536 | | | |
| 537 | 40 - DEBT SERVICE | | |
| 538 | PIPER JAFFRAY & CO. | SERVICES | \$ 2,000.00 |
| 539 | 40 - DEBT SERVICE | ** Fund Total ** | \$ 2,000.00 |
| 540 | | | |
| 541 | 61 - SCHOOL NUTRITION | | |
| 542 | BARATTA, EUGENIA | REFUND | \$ 47.15 |
| 543 | BMO MASTERCARD | DOLLAR TREE-RETIREMENT PARTY SUPPLIES | \$ 13.78 |
| 544 | BMO MASTERCARD | ISU-HACCP TRAINING | \$ 75.00 |
| 545 | BMO MASTERCARD | WALMART-PUNCH INGREDIENTS | \$ 29.29 |
| 546 | BOSTON, JOSEPH | Reimbursement for Food | \$ 20.79 |
| 547 | BOTTENFIELD, ABBY | REFUND | \$ 24.30 |
| 548 | CHRISTY, CYNTHIA | REFUND | \$ 99.20 |
| 549 | DREY, KATHLEEN | REFUND | \$ 6.35 |
| 550 | EARTHGRAINS BAKING CO--BIMBO BAKERIES | Bread and Bun | \$ 1,129.25 |
| 551 | GOODWIN TUCKER GROUP- | Repair of Websters Combi | \$ 1,821.76 |
| 552 | HERMAN, JENNIFER | MILEAGE | \$ 19.15 |
| 553 | HILAND DAIRY FOODS | DAIRY | \$ 6,206.32 |
| 554 | LOFFREDO FRESH PRODUCE CO. | Produce | \$ 2,987.25 |
| 555 | STIPEND VENDOR | REFUND-ABHINAV SHARMA | \$ 179.00 |
| 556 | STIPEND VENDOR | REFUND-ALEXIS WATKINS | \$ 18.65 |
| 557 | STIPEND VENDOR | REFUND-ALEX REED | \$ 4.90 |
| 558 | STIPEND VENDOR | REFUND-AMY JOHNSON | \$ 4.70 |
| 559 | STIPEND VENDOR | REFUND-ANANBEL ALVARADO | \$ 10.10 |
| 560 | STIPEND VENDOR | REFUND-ANGELA DALTON | \$ 5.50 |
| 561 | STIPEND VENDOR | REFUND-ANGELICA LEON | \$ 38.20 |
| 562 | STIPEND VENDOR | REFUND-ANNE NIELAND | \$ 40.00 |
| 563 | STIPEND VENDOR | REFUND-ARLENE JANES | \$ 9.10 |
| 564 | STIPEND VENDOR | REFUND-ASHLEY LOOTSCH-MYERS | \$ 8.75 |
| 565 | STIPEND VENDOR | REFUND-BIEN LE | \$ 7.30 |
| 566 | STIPEND VENDOR | REFUND-CHERI ERNZEN | \$ 15.05 |
| 567 | STIPEND VENDOR | REFUND-COURT ADE | \$ 6.20 |
| 568 | STIPEND VENDOR | REFUND-DAWN NEWBERRY | \$ 28.20 |
| 569 | STIPEND VENDOR | REFUND-DZEVIDA VODENICAREVIC | \$ 4.00 |
| 570 | STIPEND VENDOR | REFUND-EILEEN MONCADA | \$ 12.05 |
| 571 | STIPEND VENDOR | REFUND-ELIZABETH BROWN HARDEMAN | \$ 7.50 |
| 572 | STIPEND VENDOR | REFUND-ELIZABETH SCHLAX | \$ 28.75 |

| | | | |
|-----|------------------------------------|-----------------------------------|---------------------|
| 573 | STIPEND VENDOR | REFUND-EMILY LINDSEY | \$ 13.25 |
| 574 | STIPEND VENDOR | REFUND-EMILY PENDRY | \$ 83.25 |
| 575 | STIPEND VENDOR | REFUND-HANA SOFTIC | \$ 18.20 |
| 576 | STIPEND VENDOR | REFUND-JACQUE DIETCH | \$ 50.95 |
| 577 | STIPEND VENDOR | REFUND-JAMIE LOHR | \$ 5.10 |
| 578 | STIPEND VENDOR | REFUND-JESSE HENEHAN SR | \$ 3.35 |
| 579 | STIPEND VENDOR | REFUND-JESSICA CARROLL | \$ 13.75 |
| 580 | STIPEND VENDOR | REFUND-JESSICA CHRISTENSEN | \$ 12.75 |
| 581 | STIPEND VENDOR | REFUND-KAREN BOECKHOLT-JOHNSTON | \$ 62.85 |
| 582 | STIPEND VENDOR | REFUND-KATHI WOLTER | \$ 5.95 |
| 583 | STIPEND VENDOR | REFUND-KATIE SCHNOOR | \$ 30.05 |
| 584 | STIPEND VENDOR | REFUND-KINDRA BLACK | \$ 10.00 |
| 585 | STIPEND VENDOR | REFUND-LEWA BENE | \$ 69.85 |
| 586 | STIPEND VENDOR | REFUND-LUIS BENITEZ | \$ 131.95 |
| 587 | STIPEND VENDOR | REFUND-MARIANA ESPINOZA | \$ 7.65 |
| 588 | STIPEND VENDOR | REFUND-MARVIN CASON | \$ 10.05 |
| 589 | STIPEND VENDOR | REFUND-MARY HASTY | \$ 8.90 |
| 590 | STIPEND VENDOR | REFUND-MATTHEW PETERS | \$ 42.55 |
| 591 | STIPEND VENDOR | REFUND-MICHELLE WALKER | \$ 22.60 |
| 592 | STIPEND VENDOR | REFUND-NALAINA BAKER | \$ 10.50 |
| 593 | STIPEND VENDOR | REFUND-NANCI LATA | \$ 5.00 |
| 594 | STIPEND VENDOR | REFUND-OLIVIA LANGENBERG | \$ 3.70 |
| 595 | STIPEND VENDOR | REFUND-OOSTA KHOUNLO | \$ 9.90 |
| 596 | STIPEND VENDOR | REFUND-PETER MOCHU | \$ 16.45 |
| 597 | STIPEND VENDOR | REFUND-RAMA RANGAVAJHULA | \$ 11.85 |
| 598 | STIPEND VENDOR | REFUND-SARAH BARTINE | \$ 11.20 |
| 599 | STIPEND VENDOR | REFUND-SARAH DUFF | \$ 6.05 |
| 600 | STIPEND VENDOR | REFUND-SUE FLANAGAN | \$ 9.40 |
| 601 | STIPEND VENDOR | REFUND-SUKHEN CHATTERJEE | \$ 5.70 |
| 602 | STIPEND VENDOR | REFUND-SUMIR BICIC | \$ 18.00 |
| 603 | STIPEND VENDOR | REFUND-SUSAN LARSEN | \$ 27.70 |
| 604 | STIPEND VENDOR | REFUND-TAMMY HART | \$ 44.80 |
| 605 | STIPEND VENDOR | REFUND-TARNECIA JORDAN | \$ 3.14 |
| 606 | STIPEND VENDOR | REFUND-TIFFANY GEORGE | \$ 5.20 |
| 607 | STIPEND VENDOR | REFUND-WENDOR FLOMO | \$ 32.60 |
| 608 | STIPEND VENDOR | REFUND-ZEFIRA HODZIC | \$ 3.85 |
| 609 | STIPEND VENDOR | REFUND-ZEHRUDIN MUJGINOVIC | \$ 9.65 |
| 610 | STIPEND VENDOR | REFUND-ZINETA HABIBOVIC | \$ 32.95 |
| 611 | STIPEND VENDOR | REFUND-ZUNDIJA VELAGIC | \$ 7.00 |
| 612 | VILLAGE BLACKSMITH- | Repair of Cold Carts | \$ 130.00 |
| 613 | WISHMAN, STEPHANIE | REFUND | \$ 40.60 |
| 614 | 61 - SCHOOL NUTRITION | ** Fund Total ** | \$ 13,955.78 |
| 615 | | | |
| 616 | | | |
| 617 | 62 - CHILD CARE | | |
| 618 | ALLEGRA (WAS THE PRINTING STATION) | Colored Printing | \$ 7.50 |
| 619 | ALLEGRA (WAS THE PRINTING STATION) | Preschool Printing | \$ 10.00 |
| 620 | ALLEGRA (WAS THE PRINTING STATION) | Printing Adventuretime | \$ 210.40 |
| 621 | BMO MASTERCARD | CITY OF NEWTON-POOL FIELD TRIPS | \$ 225.00 |
| 622 | BMO MASTERCARD | DSM BOTANICAL GARDENS-FIELD TRIPS | \$ 102.00 |
| 623 | BMO MASTERCARD | MAMA LACONAS-TEAM LEAD MEETING | \$ 185.10 |
| 624 | BMO MASTERCARD | OFFICE DEPOT-CLOROX | \$ 330.99 |

| | | | |
|-----|-----------------------------------|--|--------------------|
| 625 | BMO MASTERCARD | SAM'S CLUB-K-5 SNACKS | \$ 91.59 |
| 626 | BMO MASTERCARD | SAM'S CLUB-PRE SCHOOL SNACKS | \$ 148.93 |
| 627 | BMO MASTERCARD | TARGET-CONTAINERS | \$ 22.81 |
| 628 | DURHAM SCHOOL SERVICES- | SERVICES | \$ 248.54 |
| 629 | HILAND DAIRY FOODS | Milk | \$ 129.05 |
| 630 | MR MAGIC PRODUCTIONS- | Deposit for Magic Show on July 20, Pleas | \$ 100.00 |
| 631 | OFFICE DEPOT-(USE FOR ALL) | Summer Supplies | \$ 346.52 |
| 632 | ORIENTAL TRADING | Summer Supplies | \$ 93.89 |
| 633 | SCHOOL HEALTH | Summer Health Supplies | \$ 1,105.47 |
| 634 | S & S WORLDWIDE | Summer Supplies | \$ 118.96 |
| 635 | CHRISTENSEN, JULIE | REIMBURSE MEDICAL COSTS | \$ 200.00 |
| 636 | 62 - CHILD CARE | ** Fund Total ** | \$ 3,676.75 |
| 637 | | | |
| 638 | 64 - BUILDING TRADES | | |
| 639 | URBANDALE WATER UTILITY | WATER/SEWER | \$ 14.87 |
| 640 | 64 - BUILDING TRADES | ** Fund Total ** | \$ 14.87 |
| 641 | | | |
| 642 | 65 - COMMUNITY EDUCATION | | |
| 643 | BMO MASTERCARD | USA TRACK/FIELD-MEET SANCTION | \$ 20.00 |
| 644 | BOWERMAN, CHANDLER- | Band Lessons | \$ 252.00 |
| 645 | DAY, STEPHEN- | Band Lessons | \$ 420.00 |
| 646 | EDWARDS, RALPH- | Basketball Clinic Officials | \$ 1,120.00 |
| 647 | GRAPHIC EDGE, THE | SCS Order 876679 | \$ 731.53 |
| 648 | GRAPHIC EDGE, THE | SCS Order #876681 | \$ 402.18 |
| 649 | THOMSON, JACQUELINE GWEN- | ADD'L LESSONS | \$ 46.00 |
| 650 | THOMSON, JACQUELINE GWEN- | Voice Lessons | \$ 207.00 |
| 651 | WALTER, MASON- | Summer Shootout Camp Work | \$ 99.00 |
| 652 | WALTER, TIFFANY- | Summer Shootout Work | \$ 180.00 |
| 653 | WITT, JEANNE- | Band Lessons | \$ 108.00 |
| 654 | 65 - COMMUNITY EDUCATION | ** Fund Total ** | \$ 3,585.71 |
| 655 | | | |
| 656 | | | |
| 657 | 71 - SELF-INSURANCE FUND | | |
| 658 | MARK J. BECKER & ASSOCIATES, LLC- | SERVICES | \$ 740.00 |
| 659 | 71 - SELF-INSURANCE FUND | ** Fund Total ** | \$ 740.00 |
| 660 | | | |
| 661 | 91 - AGENCY | | |
| 662 | BMO MASTERCARD | IRON WORKS-OUTDOOR PLANTERS | \$ 100.00 |
| 663 | BMO MASTERCARD | JIMMY JOHNS-SPEAKERS-LUNCH | \$ 62.57 |
| 664 | BURGETT, ESTHER | Olmsted Garden Supplies | \$ 125.44 |
| 665 | DURHAM SCHOOL SERVICES- | 2nd grade field trip | \$ 151.07 |
| 666 | DURHAM SCHOOL SERVICES- | 3rd Grade busing to Living History Farms | \$ 141.33 |
| 667 | DURHAM SCHOOL SERVICES- | 3rd grade field trip | \$ 116.96 |
| 668 | DURHAM SCHOOL SERVICES- | 4th grade field trip-Omaha Zoo | \$ 307.02 |
| 669 | DURHAM SCHOOL SERVICES- | 5th grade field trip transportation-spri | \$ 194.94 |
| 670 | DURHAM SCHOOL SERVICES- | Bus for 2nd grade field trip to Living H | \$ 131.58 |
| 671 | DURHAM SCHOOL SERVICES- | Bus for 5th grade field trip to BizTown | \$ 165.69 |
| 672 | DURHAM SCHOOL SERVICES- | BUSING FOR ELL FIELD TRIP | \$ 113.82 |
| 673 | DURHAM SCHOOL SERVICES- | Bus to Blank Park Zoo for Hoss/Meunier k | \$ 175.44 |
| 674 | DURHAM SCHOOL SERVICES- | Bus to Blank Park Zoo for M-Holmes/Englu | \$ 175.44 |
| 675 | DURHAM SCHOOL SERVICES- | kindergarten field trip-bus fees | \$ 158.38 |
| 676 | DURHAM SCHOOL SERVICES- | SERVICES | \$ 77.97 |

| | | | |
|-----|------------------------------|--|----------------------|
| 677 | DURHAM SCHOOL SERVICES- | SERVICES | \$ 682.26 |
| 678 | GOPHER SPORT | Bakelite pea style whistle black | \$ 9.35 |
| 679 | GOPHER SPORT | JCJ ringmaster steel rings set | \$ 49.45 |
| 680 | GOPHER SPORT | Kettlebell training charts set of 3 | \$ 19.22 |
| 681 | GOPHER SPORT | medicine ball 25lbs | \$ 32.13 |
| 682 | GOPHER SPORT | medicine ball 30lbs | \$ 34.61 |
| 683 | GOPHER SPORT | medicine ball 40lbs | \$ 39.57 |
| 684 | GOPHER SPORT | medicine ball 50lbs | \$ 44.51 |
| 685 | GOPHER SPORT | medicine ball charts set of 3 | \$ 19.22 |
| 686 | GOPHER SPORT | Mesh vest- Large green | \$ 31.45 |
| 687 | GOPHER SPORT | nitro ball- ball | \$ 95.50 |
| 688 | GOPHER SPORT | Outdoor pickle-ball white, set of 12 | \$ 33.60 |
| 689 | GOPHER SPORT | Push up tester-rainbow set | \$ 328.78 |
| 690 | GOPHER SPORT | shipping/handling | \$ 72.39 |
| 691 | GOPHER SPORT | XL super-oversize tennis racquet- 27.5"L | \$ 88.90 |
| 692 | HANSON, LAURA | 2 lunches for Civil War Day helpers | \$ 18.38 |
| 693 | HANSON, LAURA | Lunches for Civil War Reinactors | \$ 45.95 |
| 694 | HYVEE FOOD STORE - URBANDALE | Bags of ice for drinks for UMS Teacher's | \$ 9.98 |
| 695 | HYVEE FOOD STORE - URBANDALE | Flowers for Angie Turner's baby | \$ 40.00 |
| 696 | HYVEE FOOD STORE - URBANDALE | Flowers for Nicole Pierce's baby | \$ 40.00 |
| 697 | HYVEE FOOD STORE - URBANDALE | Food (buns, meat, etc) for UMS Teacher' | \$ 100.00 |
| 698 | HYVEE FOOD STORE - URBANDALE | food for teacher last day | \$ 38.65 |
| 699 | HYVEE FOOD STORE - URBANDALE | Ice cream for May birthdays | \$ 13.18 |
| 700 | HYVEE FOOD STORE - URBANDALE | items for band for retirement event | \$ 17.95 |
| 701 | HYVEE FOOD STORE - URBANDALE | last day retirement treats | \$ 35.91 |
| 702 | LEARNING POST, THE | Account Reimbursement | \$ 124.22 |
| 703 | ORIGINAL WORKS YOURS, INC. | Art fundraiser material | \$ 1,168.75 |
| 704 | REALLY GOOD STUFF | Dry Erase Boards | \$ 63.70 |
| 705 | REALLY GOOD STUFF | Dry Erase Sleeves | \$ 19.98 |
| 706 | REALLY GOOD STUFF | SUPPLIES | \$ 10.95 |
| 707 | SCHOLASTIC BOOK FAIRS | Book Fair | \$ 337.58 |
| 708 | SCHOOL SPECIALTY INC | Eraser 2x2 Pack | \$ 31.17 |
| 709 | SCHOOL SPECIALTY INC | Marker School Smart Dry Erase | \$ 17.84 |
| 710 | SCHOOL SPECIALTY INC | Various supplies for 5th GRADE | \$ 214.53 |
| 711 | WALTERS, BECKY | Babysitting | \$ 45.00 |
| 712 | WALTERS, BECKY | Babysitting Expenses | \$ 75.00 |
| 713 | WALTERS, BECKY | Social Beverages | \$ 9.99 |
| 714 | WALTERS, BECKY | Social Beverages | \$ 24.69 |
| 715 | WALTERS, BECKY | Social Pizzas/a | \$ 269.51 |
| 716 | WELLS FARGO | Replenish Imprest checking | \$ 2,140.86 |
| 717 | 91 - AGENCY | ** Fund Total ** | \$ 8,692.36 |
| 718 | | | |
| 719 | | ** District Total ** | \$ 557,174.54 |
| 720 | | | |
| 721 | | | |

AGENDA ITEM

URBANDALE COMMUNITY SCHOOL DISTRICT

Instructional Support Levy

Hearing on the Proposed Resolution

Resolution to Continue Participation in the Instructional Support Program

**NOTICE MUST BE GIVEN PURSUANT TO IOWA CODE
CHAPTER 21 AND THE LOCAL RULES OF THE SCHOOL
DISTRICT.**

June 15, 2015

The Board of Directors of the Urbandale Community School District, in the County of Polk, State of Iowa, met in open session, in the High School Media Center, 7111 Aurora Avenue, Urbandale, Iowa, at 5:30 P.M., on the above date. There were present President _____, in the chair, and the following named Board Members:

Absent: _____

* * * * *

The President announced that this is the time, place and date to hold a hearing on the proposed Resolution to Consider Continued Participation in the Instructional Support Program. The following persons appeared:

(List the persons who appeared or attach the minutes of the hearing)

The President declared the hearing closed.

Director _____ introduced the following Resolution and moved its adoption. Director _____ seconded the motion to adopt. The roll was called and the vote was:

AYES: _____

NAYS: _____

The President declared the Resolution adopted as follows:

RESOLUTION TO CONTINUE PARTICIPATION IN THE INSTRUCTIONAL SUPPORT PROGRAM

WHEREAS, the Board of Directors has determined that to continue the current level of services and to fund the ongoing programs of the School District, continuation of participation in the Instructional Support Program for a period of five years is necessary and in the best interests of the District and its residents and students; and

WHEREAS, the Board of Directors has given consideration to continue participation in the Instructional Support Program as provided in Iowa Code sections 257.18 through 257.21; and

WHEREAS, the Board has published notice of the time and place of a public hearing on the Resolution; and

WHEREAS, a hearing has been held upon the proposal to continue participation in the Instructional Support Program and any objections are overruled:

NOW, THEREFORE, IT IS RESOLVED:

1. The Board of Directors determines that it is consistent with the five year finance plan to fund the ongoing programs and services of the School District and it is in the best interest of the School District to continue participation in an Instructional Support Program as provided in Iowa Code sections 257.18 through 257.21, and to provide additional funding therefor for a period of five (5) years commencing with the fiscal year ending June 30, 2017.

2. Moneys received by the District for the Instructional Support Program may be used for any general fund purpose.

3. The Instructional Support Program will be funded by instructional support state aid and an instructional support property tax in an amount (after taking into consideration instructional support school aid) not to exceed ten percent (10%) of the total regular program district cost for the budget year and moneys received under Section 257.14 as a budget adjustment in the budget year, to be levied annually upon the taxable property within the School District commencing with the levy for collection in the fiscal year ending June 30, 2017.

4. Unless, within twenty-eight days following the adoption of this Resolution, the Secretary of the Board receives a petition containing the signatures of eligible electors equal in number to not less than one hundred or thirty percent of the number of voters at the last preceding regular school election, whichever is greater, asking that an election be called to approve or disapprove this action of the Board adopting the Instructional Support Program, this action of the Board is final and the Secretary is authorized and directed to certify a copy of this Resolution to the Department of Management.

In the event a petition containing the required number of signatures is filed with the Secretary of the Board within twenty-eight days of the adoption of this Resolution, the President shall call a meeting of the Board to consider rescission of this Resolution, or to direct the county commissioner of elections to submit the following question to the qualified electors of the School District at a special election.

If the Board determines to submit the question to the electors, the proposition to be submitted shall be as follows:

Shall the Board of Directors of the Urbandale Community School District, in the County of Polk , State of Iowa, be authorized for a period of five (5) years to levy annually, as determined by the Board, an instructional support property tax in an amount (after taking into consideration instructional support state aid) not to exceed ten percent (10%) of the total of regular program district cost for the budget year and moneys received under Section 257.14 as a budget adjustment in the budget year, to be levied upon the taxable property within the School District, commencing with the levy for collection in the fiscal year ending June 30, 2017, to be used for any general fund purpose?

PASSED AND APPROVED this 15th day of June, 2015.

President

ATTEST:

Secretary

CERTIFICATE OF DEPARTMENT OF MANAGEMENT

I, _____, certify that on the _____ day of _____, 2015, there was filed in the office of the Department of Management a Resolution of the Board of Directors of the Urbandale Community School District, in the County of Polk , State of Iowa, adopted on June 15, 2015; the Resolution provides for Continued Participation in the Instructional Support Program as provided in Iowa Code sections 257.18 through 257.21.

Dated this _____ day of _____, 2015.

State of Iowa, Department of Management

01111399-1\11283-024